

Ms. Perla Tabares Hantman, Vice Chair

SUBJECT: STATUS REPORT ON THE 2010 CENSUS FINAL PARTICIPATION RATES PUBLISHED BY THE U.S. CENSUS BUREAU

COMMITTEE: INNOVATION, EFFICIENCY AND GOVERNMENTAL RELATIONS

LINK TO STRATEGIC FRAMEWORK: STUDENT, PARENT, AND COMMUNITY ENGAGEMENT

On October 21, 2010, the U.S. Census Bureau released its final mail-in participation rates for the 2010 Census. Results reveal that America participated in numbers surpassing those of the 2000 Census. On a national level, participation was at 74%. Locally, Miami-Dade County reached 72%, two percentage points higher than the 2000 Census. Florida's rate was at 74%, matching the national level, and achieving 3 percentage points above 2000 levels. Attached is a Report from Miami-Dade County providing participation rates for all municipalities.

The next Census milestone will occur before December 31, 2010, when the U.S. Census Bureau releases its official national and state population counts that will be used to apportion seats in the U.S. House of Representatives. It is projected that results could yield Florida two more seats in Congress. As mandated by the U.S. Constitution, this data will also be delivered to the President of the United States on or before the end of the year.

Congratulations to the residents of Miami-Dade County who participated and were counted in 2010; our communities will certainly benefit as a result of the approximately \$300 billion in federal funds that will be distributed annually to state and local areas, based on the final population counts.

**ACTION PROPOSED BY VICE CHAIR
PERLA TABARES HANTMAN:**

That The School Board of Miami-Dade County, Florida, receive a status report on the 2010 Census participation rates published by the U.S. Census Bureau.

Data Flash

ADDRESSING THE INFORMATIONAL NEEDS OF THE MIAMI-DADE COMMUNITY

Miami-Dade Achieves 72 Percent Final Participation Rate in Census 2010

On October 21, 2010 the U.S. Census Bureau announced the final mail participation rates for 2010 Census for states, counties, cities, towns and neighborhoods.

Data shows that 72 percent of households in Miami-Dade County filled out and mailed back their 2010 Census questionnaire, exceeding by two percentage points the participation rate achieved in the 2000 Census. The 2000 participation rates were adjusted to be comparable to 2010 rates.

The County's final 2010 census participation rate of 72 percent was only 2 percentage points below the 74 percent participation rate for Florida and the United States. It was also slightly below the participation rates for Palm Beach and Broward counties and higher than that for Collier county.

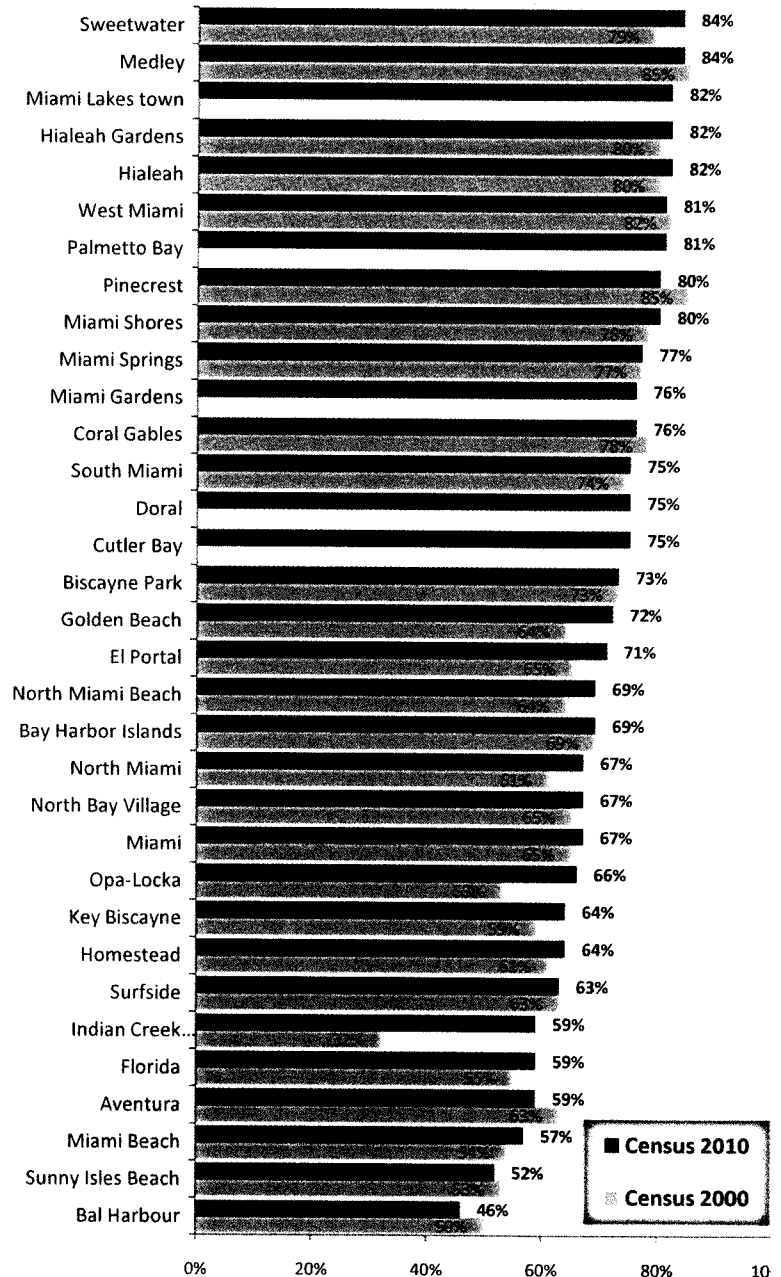
Census participation increased in most municipalities in Miami-Dade from 2000 to 2010. Sweetwater and Medley topped the 2010 Census participation rate list with 84 percent, and Bal Harbour was last, with 46 percent. Nonetheless, the rates for Medley and Bal Harbour were below the corresponding 2000 Census figures, just like in Pinecrest, Aventura, Coral Gables, Sunny Isles and West Miami.

The largest increase in participation rates from the previous census was seen in Indian Creek, Opa-Locka and Golden Beach by 27, 13 and 8 percentage points, respectively.

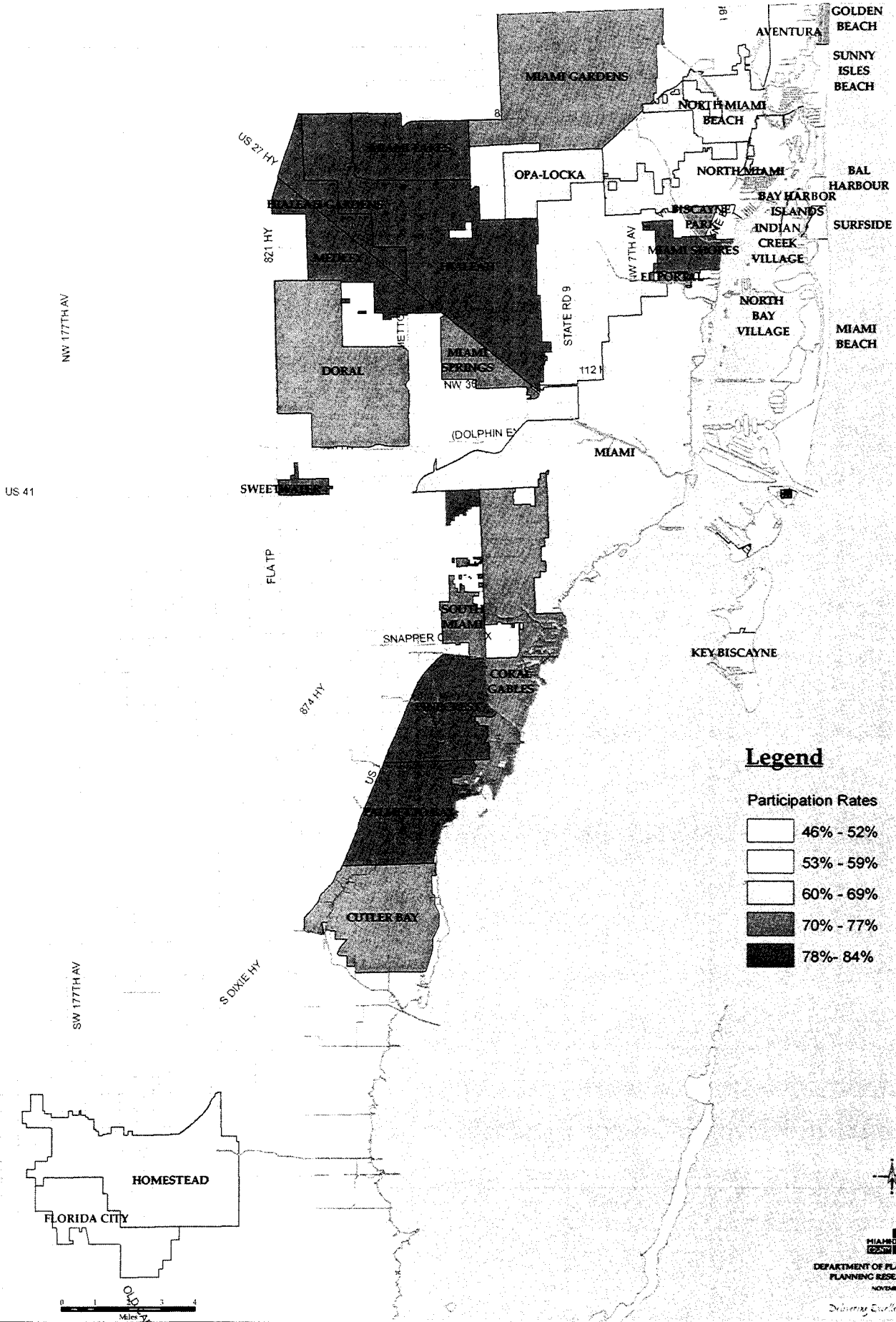
Census Participation Rates by Area		
Country and State	Census 2000	Census 2010
United States	72%	74%
Florida	71%	74%
Selected Florida Counties		
Palm Beach	72%	74%
Broward	70%	73%
Miami-Dade	70%	72%
Collier	64%	71%

Source: U.S. Census Bureau.

**Census Participation Rates by Municipality,
Miami-Dade County**



Map 1. 2010 CENSUS FINAL PARTICIPATION RATES BY MUNICIPALITY, MIAMI-DADE COUNTY



Legend

Participation Rates	
[Lightest Gray Box]	46% - 52%
[Light Gray Box]	53% - 59%
[Medium Gray Box]	60% - 69%
[Dark Gray Box]	70% - 77%
[Darkest Gray Box]	78% - 84%

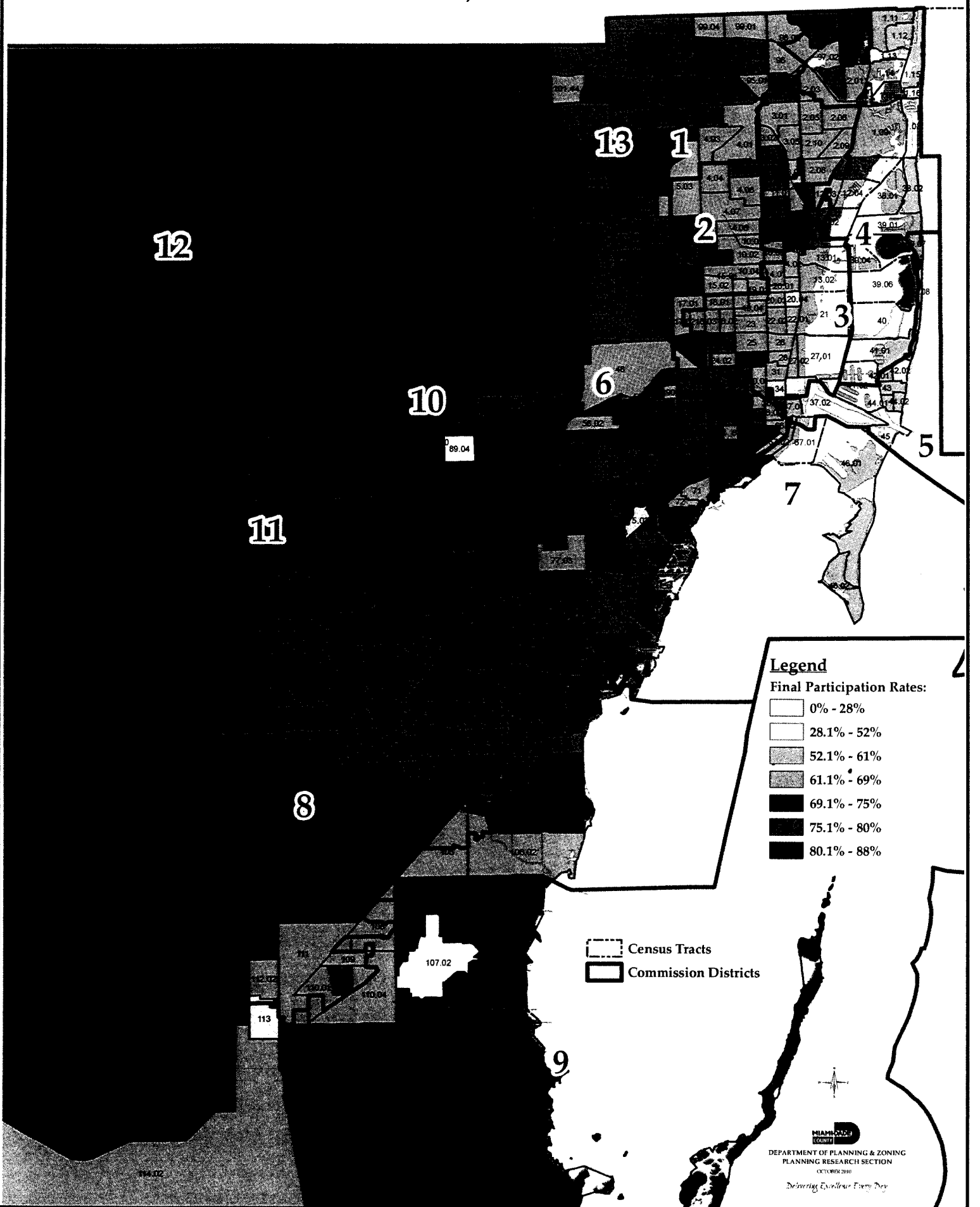


DEPARTMENT OF PLANNING & ZONING
PLANNING RESEARCH SECTION
NOV 2010

Driving Our Future Every Day





Map 2. 2010 CENSUS FINAL PARTICIPATION RATES BY CENSUS TRACTS, MIAMI-DADE COUNTY



Legend

Final Participation Rates:

- 0% - 28%
- 28.1% - 52%
- 52.1% - 61%
- 61.1% - 69%
- 69.1% - 75%
- 75.1% - 80%
- 80.1% - 88%

 Census Tracts
 Commission Districts