

# **ATTENDANCE ZONE RECOMMENDATIONS AND RELATED ADMINISTRATIVE ACTIONS**

~~**2017-2018**~~

**2018-2019**



**MIAMI-DADE COUNTY PUBLIC SCHOOLS  
SCHOOL OPERATIONS**

**Initial Reading – April 25, 2018  
Board Policy 5120**

**D-67**

# **Miami-Dade County Public Schools**

## **The School Board of Miami-Dade County, Florida**

Ms. Perla Tabares Hantman, Chair  
Dr. Martin Karp, Vice-Chair  
Dr. Dorothy Bendross-Mindingall  
Ms. Susie V. Castillo  
Dr. Lawrence S. Feldman  
Dr. Steve Gallon III  
Ms. Lubby Navarro  
Dr. Marta Pérez  
Ms. Mari Tere Rojas

Student Advisor  
Mr. Bryce Febres

Superintendent of Schools  
Mr. Alberto M. Carvalho



Mrs. Valtena G. Brown, Deputy Superintendent/Chief Operating Officer  
School Operations

Mr. Eugene Baker, Chief Information Officer  
Information Technology Services

Mr. Ron Y. Steiger, Chief Financial Officer  
Financial Operations

Mr. Steffond L. Cone, Assistant Superintendent  
School Operations

Ms. Jennifer Andreu, Administrative Director  
Federal and State Compliance Office

Mr. George A. Núñez, Administrative Director  
School Operations

# TABLE OF CONTENTS

## ATTENDANCE ZONE RECOMMENDATIONS 2018-2019

|   |    |
|---|----|
| Table of Contents .....                           | 1  |
| Introduction.....                                 | 2  |
| Attendance Boundary Committee Members .....       | 4  |
| Schools on Advised Status 2017-2018 .....         | 5  |
| North Region .....                                | 7  |
| Miami Lakes Middle School                         |    |
| Lawton Chiles Middle School                       |    |
| West Lakes Preparatory Academy                    |    |
| Aventura Waterways K-8 Center                     |    |
| Virginia A. Boone/Highland Oaks Elementary School |    |
| Madie Ives K-8 Preparatory Academy                |    |
| South Region .....                                | 25 |
| Christina M. Eve Elementary School                |    |
| “M-1” K-8 Center – New School (West Kendall)      |    |

## INTRODUCTION

The 2017-2018 school year marks the thirty-seventh (37<sup>th</sup>) year that citizens are involved in the Attendance Boundary Committee (ABC) process. This committee was established by the School Board and the Superintendent after numerous citizens expressed concerns about the lack of community involvement in attendance boundary recommendations. Subsequently, each year community members from various civic and educational advocacy organizations have diligently served on this committee reviewing recommendations of proposed attendance boundaries for new schools and changes to the boundaries of existing schools.

The challenge this year is to continue to comply with the state mandate of Class Size Reduction while providing specific direction/information to communities as attendance boundaries are modified for the 2018-2019 school year. To ensure the appropriate distribution of students as new student stations are delivered, current boundary procedures allow the Superintendent of Schools, with the assistance of School Operations and the Office of School Facilities, to develop proposed boundary recommendations. The proposed recommendations were presented at Region Community Meetings to the affected school communities. The boundary recommendations were then reviewed by the 17 Attendance Boundary Committee members.

The development of attendance zone recommendations with community involvement continues to be a primary goal of this School Board, the Superintendent of Schools, and the ABC. Attendance boundary changes have been determined after a number of factors were considered. The factors are as follows:

1. Compliance with Class Size Reduction Mandate;
2. Impact on Special Education programs;
3. Use of available student stations within contiguous areas;
4. Degree and extent of transportation;
5. Programmatic impact due to lack of student housing;
6. Reduction of the number of schools students must attend;
7. Integrity of feeder systems;
8. Assignment of students from new residential developments to specific schools prior to completion of developments;
9. Construction of new schools;
10. Promotion and maintenance of diverse school enrollments; and
11. Prevention, reduction or elimination of racial isolation to the extent practical.

Attendance zone recommendations are long-range solutions designed to stabilize affected schools and bring schools within the mandates of Class Size Reduction. Determining attendance boundaries through ABC is a yearlong process with all meetings open to the public.

The recommendations that follow were reviewed by school and community organizations, i.e., Parent Teacher Association (PTA), Parent Teacher Student Association (PTSA), Educational Excellence School Advisory Council (EESAC), student leaders, etc. On March 8, 2018, staff presented the recommendations to the Diversity, Equity and Excellence Advisory Committee (DEEAC). DEEAC will present its report to the School Board at the Conference Session on Attendance Zone Recommendations which will be held on April 25, 2018.

## **ATTENDANCE BOUNDARY COMMITTEE (ABC)**

Members of the Attendance Boundary Committee and their alternates are to be commended for their dedication and hard work in reviewing recommendations for the 2018-2019 school year. Miami-Dade County Public Schools and the community have been well served by their dedication and interest in the education of our students.

### **ABC APPOINTEES**

|   |  |
|---|--|
| Mr. Jeffrey Codallo, Chair  |  |
| Mr. Alfred Billings, Vice Chair   |  |
| Ms. Mirca Aboud<br>Ms. Rosa Maria Barbara<br>Mr. George M. Cabrera<br>Ms. Judy S. Carter<br>Mr. Eduardo Cora<br>Mr. Alvin Gainey<br>Mr. Jorge L. Garcia | Mr. Joseph Gebara<br>Ms. Nadine McMillon<br>Ms. Karen Morton<br>Ms. Corina Orozco<br>Ms. Meriel Seymore<br>Ms. Rhonda Smith<br>Mr. Larry T. Williams |

### **ABC ALTERNATES**

|   |   |
|---|---|
| Ms. Tanikka Anderson-Knowles<br>Ms. Isabel Arcia<br>Mr. Christopher Benjamin<br>Mr. Frank Diaz<br>Ms. Christina Dotson Dean<br>Ms. Jennifer Horruitiner<br>Ms. Dorothy Johnson<br>Ms. Ivonne Kearns | Ms. Nancy Lawther<br>Ms. Sherry Maer<br>Mr. Ernie Martinez<br>Ms. Nancy Negron<br>Ms. Beverly Nixon<br>Mr. Thomas Spaulding<br>Ms. Vivian Swift<br>Dr. Susan Trauschke Webb |
|---|---|

## SCHOOLS ON ADVISED STATUS 2017-2018

Some schools have been placed on advised status for the 2017-2018 school year signifying that Region personnel and community members should monitor the student enrollment at selected schools. The Attendance Boundary Committee recommended that the following schools be placed on advised status:

| <b>NORTH REGION</b> |                                    |
|---------------------|------------------------------------|
| 0361                | Biscayne Gardens Elementary School |
| 6281                | Thomas Jefferson Middle School     |
| 6591                | North Dade Middle School           |
| 6301                | John F. Kennedy Middle School      |
| 6631                | North Miami Middle School          |
| 2161                | Golden Glades Elementary School    |
| 3581                | Myrtle Grove K-8 Center            |

| <b>CENTRAL REGION</b> |   |
|-----------------------|---|
| 5101                  | John I. Smith K-8 Center                  |
| 0071                  | Eugenia B. Thomas K-8 Center              |
| 0122                  | Dr. Rolando Espinosa K-8 Center           |
| 4011                  | Dr. Toni Bilbao Preparatory Academy       |
| 7241                  | Ronald W. Reagan/Doral Senior High School |
| 2041                  | Benjamin Franklin K-8 Center              |
| 3301                  | Miami Park Elementary School              |
| 4491                  | Henry E.S. Reeves Elementary School       |
| 2821                  | Lakeview Elementary School                |

| <b>SOUTH REGION</b> |                       |
|---------------------|-----------------------|
| 6761                | Redland Middle School |

**This page was left blank intentionally.**



# **NORTH REGION**

**Miami Lakes Middle School**

6425 Miami Lakeway North  
Miami Lakes, Florida 33014

**Lawton Chiles Middle School**

8190 N.W. 197<sup>th</sup> Street  
Miami, Florida 33015

**West Lakes Preparatory Academy**

13835 N.W. 97<sup>th</sup> Avenue  
Hialeah, Florida 33018

RECOMMENDATION

**Establish new boundaries for Miami Lakes Middle School, Lawton Chiles Middle School and West Lakes Preparatory Academy.**

• **The new boundary for Miami Lakes Middle School is:**

Begin at Interstate 75 (I-75) and NW 170 Street  
East on NW 170 Street to NW 77 Court  
South on NW 77 Court to NW 162 Street (extended)  
East on NW 162 Street (extended) to the Palmetto Expressway (#826)  
East along Palmetto Expressway to NW 57 Avenue  
South on NW 57 Avenue to W 72 Street (Hialeah)  
West on W 72 Street to W 8 Avenue  
South on W 8 Avenue to W 71 Street  
West on W 71 Street to W 10 Avenue  
North on W 10 Avenue to W 77 Street  
West on W 77 Street to W 12 Avenue (Ludlam Road)  
South on W 12 Avenue (Ludlam Road) to W 68 Street  
West on W 68 Street to W 16 Avenue  
South on W 16 Avenue to W 64 Street  
West on W 64 Street to Palmetto Expressway (#826)  
North along Palmetto Expressway (#826) to West 68 Street (NW 122 Street)  
West on West 68 Street (NW 122 Street) to W 24 Avenue  
South on W 24 Avenue to W 60 Street  
West on W 60 Street to W 28 Avenue  
North on W 28 Avenue to NW 138 Street  
West on NW 138 Street to Interstate 75 (I-75)  
North along Interstate 75 (I-75) to NW 170 Street,  
point of beginning.

- **The new boundary for Lawton Chiles Middle School is:**

Begin at NW 202 Street (Miami-Dade/Broward County Line) and US Highway #27 (Okeechobee Road)  
East on NW 202 Street (Miami-Dade/Broward County Line) to Golden Glades Canal (East of NW 77 Court)  
South on Golden Glades Canal (East of NW 77 Court) to NW 170 Street  
West on NW 170 Street to Interstate 75 (I-75)  
South along Interstate 75 (I-75) to NW 138 Street  
West on NW 138 Street to US Highway #27 (Okeechobee Road)  
North on US Highway #27 (Okeechobee Road) to (Miami-Dade/Broward County Line) NW 202 Street, point of beginning.

|                |
|----------------|
| RECOMMENDATION |
|----------------|

- **The new boundary for West Lakes Preparatory Academy is:**

Begin at Interstate 75 (I-75) and NW 170 Street  
East on NW 170 Street to NW 77 Court  
South on NW 77 Court to NW 162 Street (extended)  
East on NW 162 Street (extended) to the Palmetto Expressway (#826)  
East along Palmetto Expressway to NW 57 Avenue  
South on NW 57 Avenue to W 72 Street (Hialeah)  
West on W 72 Street to W 8 Avenue  
South on W 8 Avenue to W 71 Street  
West on W 71 Street to W 10 Avenue  
North on W 10 Avenue to W 77 Street  
West on W 77 Street to W 12 Avenue (Ludlam Road)  
South on W 12 Avenue (Ludlam Road) to W 68 Street  
West on W 68 Street to W 16 Avenue  
South on W 16 Avenue to W 64 Street  
West on W 64 Street to Palmetto Expressway (#826)  
North along Palmetto Expressway (#826) to West 68 Street (NW 122 Street)  
West on West 68 Street (NW 122 Street) to W 24 Avenue  
South on W 24 Avenue to W 60 Street  
West on W 60 Street to W 28 Avenue  
North on W 28 Avenue to NW 138 Street  
West on NW 138 Street to Interstate 75 (I-75)  
North along Interstate 75 (I-75) to NW 170 Street, point of beginning.

|        |
|--------|
| EFFECT |
|--------|

- Beginning with the 2018-2019 school year, new boundaries will be established for Miami Lakes Middle School, Lawton Chiles Middle School and West Lakes Preparatory Academy.
- Miami Lakes Middle School will no longer be the middle school option for West Lakes Preparatory Academy. Rising sixth graders and student who are new to the boundary change will be assigned to Lawton Chiles Middle School.
- The portion of the boundary West of Interstate 95, currently assigned to Miami Lakes Middle School, will be assigned to Lawton Chiles Middle School.
- The middle school option for West Lakes Preparatory Academy will be Lawton Chiles Middle School.
- Students will remain in their current senior high school boundaries.

**Miami-Dade County Public Schools  
Attendance Boundary Committee (ABC)  
Student Diversity Factors\***

**Miami Lakes Middle School - 6501**

| <b>Student Diversity Factors</b> | <b>Current Percentage 2017-2018</b> | <b>Projected Percentage 2018-2019</b> | <b>Projected Percentage 2019-2020</b> |
|----------------------------------|-------------------------------------|---------------------------------------|---------------------------------------|
| White                            | 3%                                  | 3%                                    | 3%                                    |
| Hispanic                         | 74%                                 | 72%                                   | 72%                                   |
| Black (Non-Hispanic)             | 21%                                 | 23%                                   | 23%                                   |
| Asian                            | 1%                                  | 1%                                    | 1%                                    |
| Indian                           | 0%                                  | 0%                                    | 0%                                    |
| Multi-racial                     | 1%                                  | 1%                                    | 1%                                    |
| FRL**                            | 87%                                 | 89%                                   | 89%                                   |
| ELL***                           | 11%                                 | 10%                                   | 9%                                    |
| ESE****<br>(Excluding Gifted)    | 9%                                  | 9%                                    | 10%                                   |
| Male                             | 48%                                 | 48%                                   | 48%                                   |
| Female                           | 52%                                 | 52%                                   | 52%                                   |

\* This chart must be submitted for each school affected by an ABC Recommendation.

\*\* FRL = Free/Reduced Lunch Status

\*\*\* ELL = English Language Learners

\*\*\*\* ESE = Exceptional Student Education

**Miami-Dade County Public Schools  
Attendance Boundary Committee (ABC)  
Student Diversity Factors\***

**Lawton Chiles Middle School - 6161**

| <b>Student Diversity Factors</b> | <b>Current Percentage 2017-2018</b> | <b>Projected Percentage 2018-2019</b> | <b>Projected Percentage 2019-2020</b> |
|----------------------------------|-------------------------------------|---------------------------------------|---------------------------------------|
| White                            | 3%                                  | 2%                                    | 2%                                    |
| Hispanic                         | 74%                                 | 75%                                   | 78%                                   |
| Black (Non-Hispanic)             | 21%                                 | 21%                                   | 19%                                   |
| Asian                            | 1%                                  | 1%                                    | 1%                                    |
| Indian                           | 0%                                  | 0%                                    | 0%                                    |
| Multi-racial                     | 1%                                  | 1%                                    | 0%                                    |
| FRL**                            | 87%                                 | 87%                                   | 86%                                   |
| ELL***                           | 9%                                  | 12%                                   | 13%                                   |
| ESE****<br>(Excluding Gifted)    | 14%                                 | 15%                                   | 16%                                   |
| Male                             | 53%                                 | 55%                                   | 57%                                   |
| Female                           | 47%                                 | 45%                                   | 43%                                   |

\* This chart must be submitted for each school affected by an ABC Recommendation.

\*\* FRL = Free/Reduced Lunch Status

\*\*\* ELL = English Language Learners

\*\*\*\* ESE = Exceptional Student Education

**Miami-Dade County Public Schools  
Attendance Boundary Committee (ABC)  
Student Diversity Factors\***

**West Lakes Preparatory Academy - 3001**

| <b>Student Diversity Factors</b> | <b>Current Percentage 2017-2018</b> | <b>Projected Percentage 2018-2019</b> | <b>Projected Percentage 2019-2020</b> |
|----------------------------------|-------------------------------------|---------------------------------------|---------------------------------------|
| White                            | 3%                                  | 3%                                    | 3%                                    |
| Hispanic                         | 84%                                 | 84%                                   | 84%                                   |
| Black (Non-Hispanic)             | 5%                                  | 5%                                    | 6%                                    |
| Asian                            | 8%                                  | 8%                                    | 7%                                    |
| Indian                           | 0%                                  | 0%                                    | 0%                                    |
| Multi-racial                     | 0%                                  | 0%                                    | 0%                                    |
| FRL**                            | 62%                                 | 60%                                   | 59%                                   |
| ELL***                           | 37%                                 | 38%                                   | 39%                                   |
| ESE****<br>(Excluding Gifted)    | 8%                                  | 7%                                    | 7%                                    |
| Male                             | 53%                                 | 50%                                   | 49%                                   |
| Female                           | 47%                                 | 50%                                   | 51%                                   |

\* This chart must be submitted for each school affected by an ABC Recommendation.

\*\* FRL = Free/Reduced Lunch Status

\*\*\* ELL = English Language Learners

\*\*\*\* ESE = Exceptional Student Education

## CAPACITY/MEMBERSHIP NORTH REGION

**Miami Lakes Middle School**  
**Lawton Chiles Middle School**  
**West Lakes Preparatory Academy**

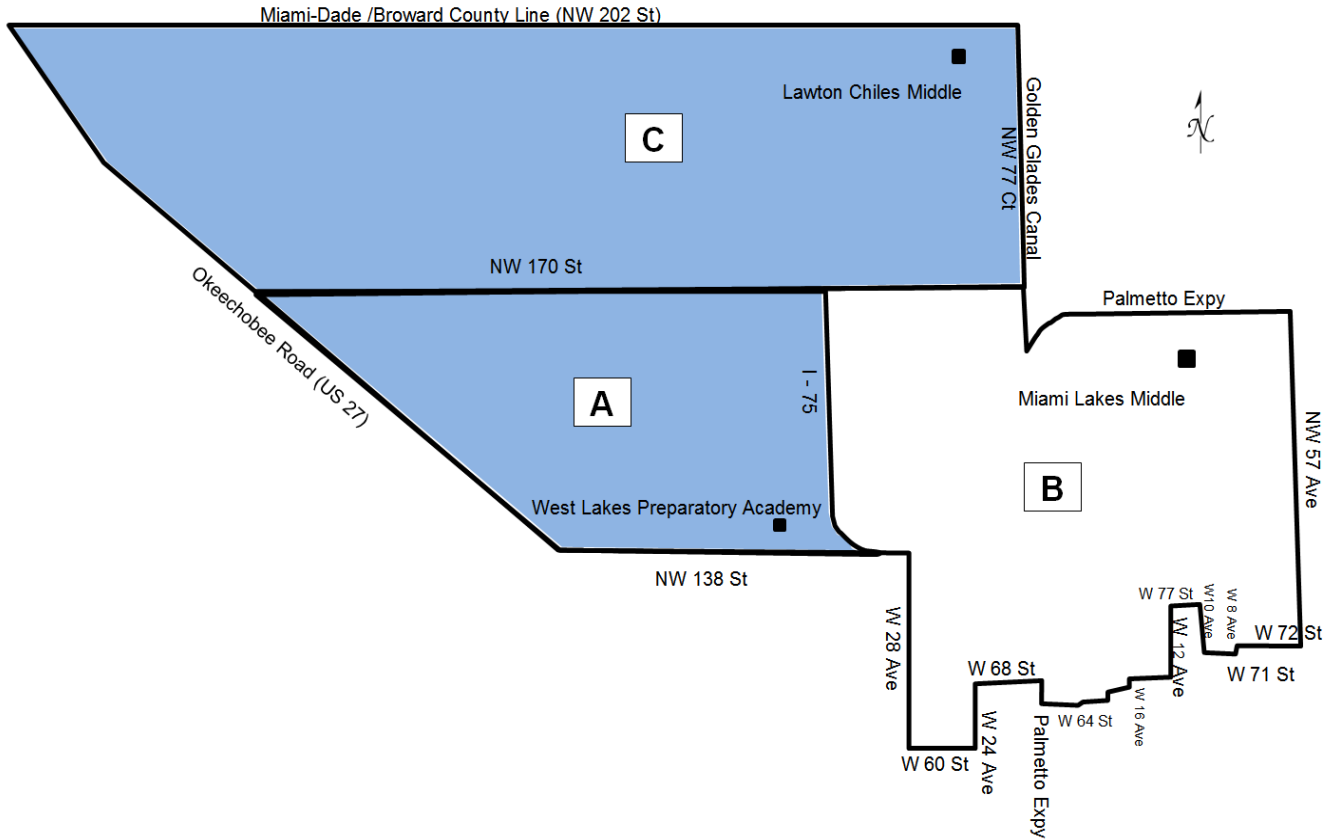
| School Name                    | Capacity/Membership |                    |               |                      |                      |                    |                     |                    |               |                      |                      |                    |                     |                    |               |                      |                      |                    |
|--------------------------------|---------------------|--------------------|---------------|----------------------|----------------------|--------------------|---------------------|--------------------|---------------|----------------------|----------------------|--------------------|---------------------|--------------------|---------------|----------------------|----------------------|--------------------|
|                                | Current 2017-2018   |                    |               |                      |                      |                    | Projected 2018-2019 |                    |               |                      |                      |                    | Projected 2019-2020 |                    |               |                      |                      |                    |
|                                | Grade Configuration | Student Enrollment | Perm FISH Cap | % Util Perm FISH Cap | Perm & Temp FISH Cap | % Util Perm & Temp | Grade Configuration | Student Enrollment | Perm FISH Cap | % Util Perm FISH Cap | Perm & Temp FISH Cap | % Util Perm & Temp | Grade Configuration | Student Enrollment | Perm FISH Cap | % Util Perm FISH Cap | Perm & Temp FISH Cap | % Util Perm & Temp |
| Miami Lakes Middle School      | 6-8                 | 1,266              | 970           | 131                  | 1,049                | 121                | K-8                 | 1,323              | 970           | 136                  | 1,049                | 126                | K-8                 | 1,338              | 970           | 138                  | 1,049                | 128                |
| Lawton Chiles Middle School    | 6-5                 | 878                | 1,304         | 67                   | 1,304                | 67                 | PK-5                | 854                | 1,304         | 65                   | 1,304                | 65                 | PK-5                | 860                | 1,304         | 66                   | 1,304                | 66                 |
| West Lakes Preparatory Academy | PK-5                | 180                | 408           | 44                   | 408                  | 44                 | PK-6                | 225                | 408           | 55                   | 408                  | 55                 | PK-6                | 270                | 408           | 66                   | 408                  | 66                 |



Miami Lakes Middle School  
 6425 Miami Lakeway North  
 Miami Lakes, Florida 33014

Lawton Chiles Middle School  
 8190 N.W. 197<sup>th</sup> Street  
 Miami, Florida 33015

West Lakes Preparatory Academy  
 13835 N.W. 97<sup>th</sup> Avenue  
 Hialeah, Florida 33018



|                |  |
|----------------|--|
| <b>A and C</b> | <b>Areas A and C represent the new boundary assigned to Lawton Chiles Middle School.</b> |
| <b>A</b>       | <b>Area A represents the new boundary assigned to West Lakes Preparatory Academy.</b>    |
| <b>B</b>       | <b>Area B represents the new boundary assigned to Miami Lakes Middle School.</b>         |

**Aventura Waterways K-8 Center**

21101 N.E. 26<sup>th</sup> Avenue  
Miami, Florida 33180

**Virginia A. Boone/Highland Oaks Elementary School**

20500 N.E. 24<sup>th</sup> Avenue  
Miami, Florida 33180

**Madie Ives K-8 Preparatory Academy**

20770 N.E. 14<sup>th</sup> Avenue  
Miami, Florida 33180

**RECOMMENDATION**

**Establish new boundaries for Aventura Waterways K-8 Center, Virginia A. Boone/Highland Oaks Elementary School and Madie Ives K-8 Preparatory Academy.**

- **The new boundary for Aventura Waterways K-8 Center is:**

Begin at NE 215 Street (Miami-Dade/Broward County Line) and NE 25 Court  
South on NE 25 Court to NE 207 Terrace  
East on NE 207 Terrace to Biscayne Boulevard  
South on Biscayne Boulevard to NE 175 Street extended  
East on NE 175 Street extended to Intracoastal Waterway  
North on Intracoastal Waterway to NE 215 Street (Miami-Dade/Broward County Line/Massini Avenue extended)  
West on NE 215 Street (Miami-Dade/Broward County Line) to NE 25 Court, point of beginning.

- **The new boundary for Virginia A. Boone/Highland Oaks Elementary School is:**

Begin at NE 215 Street (Miami-Dade/Broward County Line) and Seaboard Railroad (I-95)  
South and Southwest on Seaboard Railroad (I-95) to NE 191 Street  
East on NE 191 Street to Biscayne Boulevard  
North on Biscayne Boulevard to NE 207 Terrace  
West on NE 207 Terrace to NE 25 Court extended  
North on NE 25 Court extended to NE 215 Street (Miami-Dade/Broward County Line)  
West on NE 215 Street (Miami-Dade/Broward County Line) to Seaboard Railroad (I-95), point of beginning.

- **The new boundary for Madie Ives K-8 Preparatory Academy is:**

Begin at NE 215 Street (Dade/Broward County Line) and Seaboard Railroad (I-95)  
South and Southwest along Seaboard Railroad (I-95) to Snake Creek Canal  
Northwest along Snake Creek Canal to NE 6 Avenue extended  
North on NE 6 Avenue extended to San Simeon Way  
Northwest on San Simeon Way to NE 215 Street (Dade/Broward County Line)  
East on NE 215 Street (Dade/Broward County Line) to Seaboard Railroad (I-95),  
point of beginning.

|               |
|---------------|
| <b>EFFECT</b> |
|---------------|

Beginning with the 2018-2019 school year:

- New boundaries will be established for Aventura Waterways K-8 Center.
- Future kindergarten students and new students that reside within the newly established boundary, West of Interstate 95, will be assigned to Madie Ives K-8 Preparatory Academy.
- Future kindergarten students and any student that resides within the newly established boundary, west of Biscayne Boulevard and North of Northeast 191 Street, will be assigned to Virginia A. Boone/Highland Oaks Elementary School.
- Students presently residing within the existing Aventura Waterways K-8 Center boundaries will have the option to remain at Aventura Waterways K-8 Center.
- Siblings of current Aventura Waterways K-8 Center students that reside within the newly established boundary, will be given consideration to attend Aventura Waterways K-8 Center through the Parent Choice Transfer Process.

**Miami-Dade County Public Schools  
Attendance Boundary Committee (ABC)  
Student Diversity Factors\***

**Aventura Waterways K-8 Center - 0231**

| <b>Student Diversity Factors</b> | <b>Current Percentage 2017-2018</b> | <b>Projected Percentage 2018-2019</b> | <b>Projected Percentage 2019-2020</b> |
|----------------------------------|-------------------------------------|---------------------------------------|---------------------------------------|
| White                            | 33%                                 | 33%                                   | 34%                                   |
| Hispanic                         | 54%                                 | 55%                                   | 55%                                   |
| Black (Non-Hispanic)             | 9%                                  | 8%                                    | 7%                                    |
| Asian                            | 2%                                  | 2%                                    | 2%                                    |
| Indian                           | 0%                                  | 0%                                    | 0%                                    |
| Multi-racial                     | 2%                                  | 2%                                    | 2%                                    |
| FRL**                            | 49%                                 | 49%                                   | 48%                                   |
| ELL***                           | 24%                                 | 26%                                   | 28%                                   |
| ESE****<br>(Excluding Gifted)    | 7%                                  | 7%                                    | 7%                                    |
| Male                             | 51%                                 | 51%                                   | 50%                                   |
| Female                           | 49%                                 | 49%                                   | 50%                                   |

\* This chart must be submitted for each school affected by an ABC Recommendation.

\*\* FRL = Free/Reduced Lunch Status

\*\*\* LEP =ELL = English Language Learners

\*\*\*\* ESE = Exceptional Student Education

|               |
|---------------|
| <b>EFFECT</b> |
|---------------|

Beginning with the 2018-2019 school year:

- New boundaries will be established for Virginia A. Boone/Highland Oaks Elementary School.
- Future kindergarten students and new students that reside within the newly established boundary, West of Interstate 95, will be assigned to Madie Ives K-8 Preparatory Academy.
- Future kindergarten students and new students that reside within the newly established boundary, West of Biscayne Boulevard and North of Northeast 191 Street, will be assigned to Virginia A. Boone/Highland Oaks Elementary School.
- Siblings of current Virginia A. Boone/Highland Oaks Elementary School students that reside within the newly established boundary, will be given consideration to attend Virginia A. Boone/Highland Oaks Elementary School through the Parent Choice Transfer Process.

**Miami-Dade County Public Schools  
Attendance Boundary Committee (ABC)  
Student Diversity Factors\***

**Virginia A. Boone/Highland Oaks Elementary - 2441**

| <b>Student Diversity Factors</b> | <b>Current Percentage 2017-2018</b> | <b>Projected Percentage 2018-2019</b> | <b>Projected Percentage 2019-2020</b> |
|----------------------------------|-------------------------------------|---------------------------------------|---------------------------------------|
| White                            | 32%                                 | 35%                                   | 36%                                   |
| Hispanic                         | 42%                                 | 42%                                   | 42%                                   |
| Black (Non-Hispanic)             | 24%                                 | 21%                                   | 20%                                   |
| Asian                            | 1%                                  | 1%                                    | 1%                                    |
| Indian                           | 0%                                  | 0%                                    | 0%                                    |
| Multi-racial                     | 1%                                  | 1%                                    | 1%                                    |
| FRL**                            | 62%                                 | 60%                                   | 58%                                   |
| ELL***                           | 13%                                 | 16%                                   | 19%                                   |
| ESE****<br>(Excluding Gifted)    | 15%                                 | 15%                                   | 14%                                   |
| Male                             | 51%                                 | 52%                                   | 50%                                   |
| Female                           | 49%                                 | 48%                                   | 50%                                   |

\* This chart must be submitted for each school affected by an ABC Recommendation.

\*\* FRL = Free/Reduced Lunch Status

\*\*\* ELL = English Language Learners

\*\*\*\* ESE = Exceptional Student Education

**EFFECT**

Beginning with the 2018-2019 school year:

- New boundaries will be established for Madie Ives K-8 Preparatory Academy.
- Future kindergarten students and new students that reside within the newly established boundary, West of Interstate 95, will be assigned to Madie Ives K-8 Preparatory Academy.

**Miami-Dade County Public Schools  
Attendance Boundary Committee (ABC)  
Student Diversity Factors\***

**Madie Ives Preparatory Academy - 2581**

| <b>Student Diversity Factors</b> | <b>Current Percentage 2017-2018</b> | <b>Projected Percentage 2018-2019</b> | <b>Projected Percentage 2019-2020</b> |
|----------------------------------|-------------------------------------|---------------------------------------|---------------------------------------|
| White                            | 4%                                  | 4%                                    | 4%                                    |
| Hispanic                         | 22%                                 | 25%                                   | 26%                                   |
| Black (Non-Hispanic)             | 71%                                 | 68%                                   | 67%                                   |
| Asian                            | 2%                                  | 2%                                    | 2%                                    |
| Indian                           | 0%                                  | 0%                                    | 0%                                    |
| Multi-racial                     | 1%                                  | 1%                                    | 1%                                    |
| FRL**                            | 93%                                 | 92%                                   | 92%                                   |
| ELL***                           | 8%                                  | 9%                                    | 10%                                   |
| ESE****<br>(Excluding Gifted)    | 7%                                  | 7%                                    | 7%                                    |
| Male                             | 57%                                 | 56%                                   | 55%                                   |
| Female                           | 43%                                 | 44%                                   | 45%                                   |

\* This chart must be submitted for each school affected by an ABC Recommendation.

\*\* FRL = Free/Reduced Lunch Status

\*\*\* ELL = English Language Learners

\*\*\*\* ESE = Exceptional Student Education



## CAPACITY/MEMBERSHIP NORTH REGION

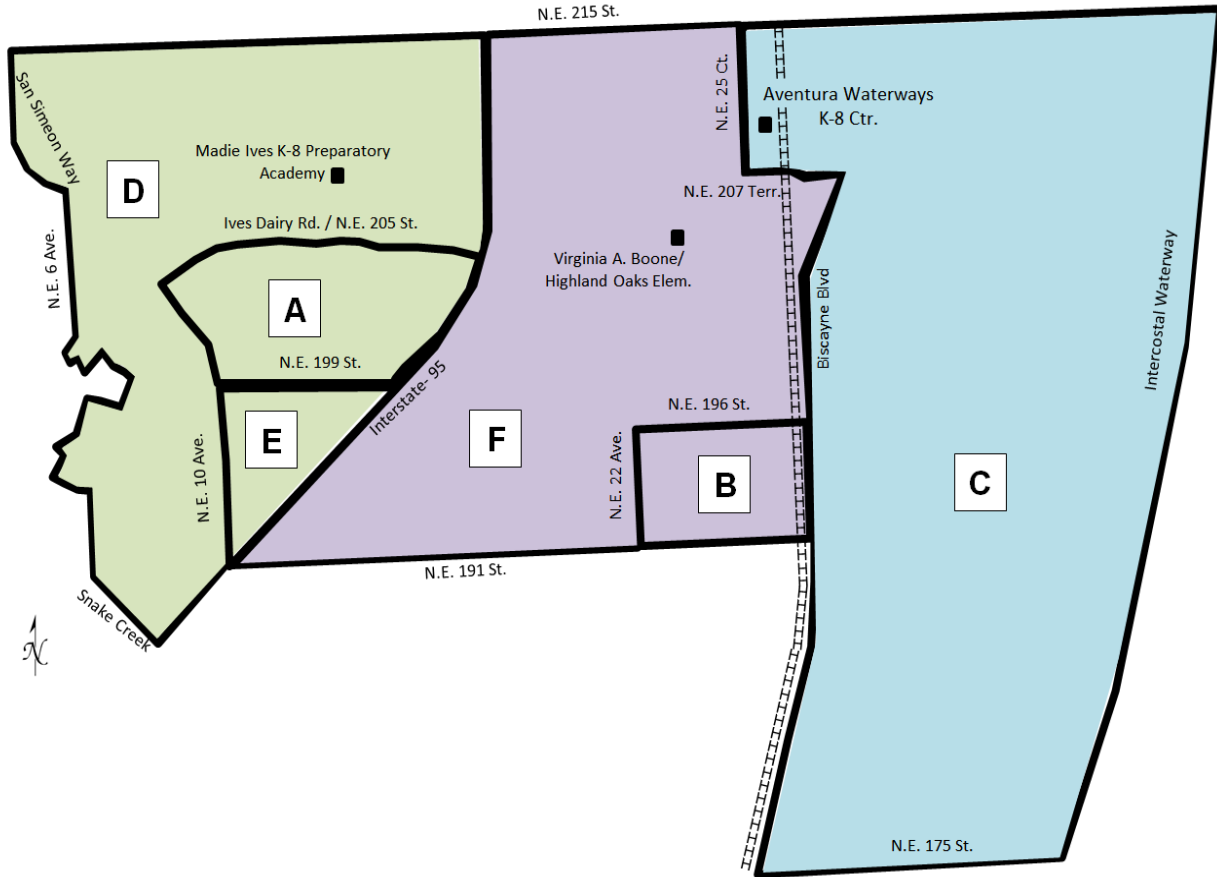
**Aventura Waterways K-8 Center  
Virginia A. Boone/Highland Oaks Elementary School  
Madie Ives K-8 Preparatory Academy**

| School Name                                       | Capacity/Membership  |                     |               |                      |                      |                    |                      |                     |               |                      |                      |                    |                      |                     |               |                      |                      |                    |
|---|----------------------|---------------------|---------------|----------------------|----------------------|--------------------|----------------------|---------------------|---------------|----------------------|----------------------|--------------------|----------------------|---------------------|---------------|----------------------|----------------------|--------------------|
|   | Current 2017-2018    |                     |               |                      |                      |                    | Projected 2018-2019  |                     |               |                      |                      |                    | Projected 2019-2020  |                     |               |                      |                      |                    |
|   | Grade Configu-ration | Student Enroll-ment | Perm FISH Cap | % Util Perm FISH Cap | Perm & Temp FISH Cap | % Util Perm & Temp | Grade Configu-ration | Student Enroll-ment | Perm FISH Cap | % Util Perm FISH Cap | Perm & Temp FISH Cap | % Util Perm & Temp | Grade Configu-ration | Student Enroll-ment | Perm FISH Cap | % Util Perm FISH Cap | Perm & Temp FISH Cap | % Util Perm & Temp |
| Aventura Waterways K-8 Center                     | K-8                  | 2,132               | 2,099         | 102                  | 2,099                | 102                | K-8                  | 2,112               | 2,099         | 101                  | 2,099                | 101                | K-8                  | 2,073               | 2,099         | 99                   | 2,099                | 99                 |
| Virginia A. Boone/Highland Oaks Elementary School | PK-5                 | 654                 | 636           | 103                  | 636                  | 103                | PK-5                 | 615                 | 636           | 97                   | 636                  | 97                 | PK-5                 | 570                 | 636           | 90                   | 636                  | 90                 |
| Madie Ives K-8 Preparatory Academy                | PK-6                 | 727                 | 1,167         | 62                   | 1,167                | 62                 | PK-6                 | 852                 | 1,167         | 73                   | 1,167                | 73                 | PK-6                 | 977                 | 1,167         | 84                   | 1,167                | 84                 |

Aventura Waterways K-8 Center  
 21101 N.E. 26<sup>th</sup> Avenue  
 Miami, Florida 33180

Virginia A. Boone/Highland Oaks Elem. School  
 20500 N.E. 24<sup>th</sup> Avenue  
 Miami, Florida 33180

Madie Ives K-8 Preparatory Academy  
 20770 N.E. 14<sup>th</sup> Avenue  
 Miami, Florida 33180



|                   |  |
|-------------------|--|
| <b>A, D and E</b> | <b>Areas A, D and E represent the new boundary assigned to Madie Ives K-8 Preparatory Academy.</b>             |
| <b>B and F</b>    | <b>Areas B and F represent the new boundary assigned to Virginia A. Boone/Highland Oaks Elementary School.</b> |
| <b>C</b>          | <b>Area C represents the new boundary assigned to Aventura Waterways K-8 Center.</b>                           |

# **SOUTH REGION**

**Christina M. Eve Elementary School**

16251 S.W. 99<sup>th</sup> Street  
Miami, Florida 33196

**M-1 New K-8 Center – West Kendall**

9325 S.W. 169<sup>th</sup> Place  
Miami, Florida 33196

RECOMMENDATION

**Establish new boundaries for Christina M. Eve Elementary School and M-1 New K-8 Center – West Kendall.**

- **The new boundary for Christina M. Eve Elementary School is:**

Begin at SW 167 Avenue and  
SW 72 Street  
South to SW 78 Street  
East to SW 164 Avenue  
South to SW 85 Street/Terrace  
East to SW 162 Avenue  
South to SW 86 Terrace/Lane  
East to SW 158 Place  
South to SW 88 Street  
East to SW 157 Path  
South on SW 157 Path to SW 157 Avenue  
(at approximately SW 96 Street)  
South to SW 104 Street  
West to Miami-Dade/Monroe County Line  
North to SW 72 Street  
East to SW 167 Avenue,  
point of beginning.

RECOMMENDATION

- **The boundary for M-1 New K-8 Center – West Kendall is:**

Begin at Miami-Dade/Monroe County Line and  
SW 88 Street,  
East to SW 168 Ave,  
South to SW 96 Street,  
West to Miami-Dade/Monroe County Line,  
North to SW 88 Street,  
point of beginning.

|        |
|--------|
| EFFECT |
|--------|

Beginning with the 2018-2019 school year:

- A new boundary will be established within the current Christina M. Eve Elementary School boundary. The New K-8 Center (NEW SCHOOL) – West Kendall will open as a K-2 for the 2018-2019 school year (Phase 1).
- Beginning with the 2019-2020 school year, the New K-8 Center (NEW SCHOOL) – West Kendall will add a grade level until the full K-8 grade level configuration is attained.
- Christina M. Eve Elementary School and the New K-8 Center (NEW SCHOOL) - West Kendall will remain in the Felix Varela Senior High School Feeder Pattern.

**Miami-Dade County Public Schools  
Attendance Boundary Committee (ABC)  
Student Diversity Factors\***

**Christina M. Eve Elementary School - 1691**

| <b>Student Diversity Factors</b> | <b>Current Percentage 2017-2018</b> | <b>Projected Percentage 2018-2019</b> | <b>Projected Percentage 2019-2020</b> |
|----------------------------------|-------------------------------------|---------------------------------------|---------------------------------------|
| White                            | 4%                                  | 4%                                    | 4%                                    |
| Hispanic                         | 91%                                 | 91%                                   | 89%                                   |
| Black (Non-Hispanic)             | 2%                                  | 2.5%                                  | 3%                                    |
| Asian                            | 2%                                  | 2%                                    | 3%                                    |
| Indian                           | .5%                                 | 0%                                    | .5%                                   |
| Multi-racial                     | .5%                                 | .5%                                   | .5%                                   |
| FRL**                            | 57%                                 | 58%                                   | 59%                                   |
| ELL***                           | 30%                                 | 24%                                   | 24%                                   |
| ESE****<br>(Excluding Gifted)    | 11%                                 | 14%                                   | 12%                                   |
| Male                             | 49%                                 | 52%                                   | 50.3%                                 |
| Female                           | 51%                                 | 48%                                   | 49.7%                                 |

\* This chart must be submitted for each school affected by an ABC Recommendation.

\*\* FRL = Free/Reduced Lunch Status

\*\*\* ELL = English Language Learners

\*\*\*\* ESE = Exceptional Student Education

**Miami-Dade County Public Schools  
Attendance Boundary Committee (ABC)  
Student Diversity Factors\***

**New K-8 Center West Kendall**

| <b>Student Diversity Factors</b> | <b>Current Percentage 2017-2018</b> | <b>Projected Percentage 2018-2019</b> | <b>Projected Percentage 2019-2020</b> |
|----------------------------------|-------------------------------------|---------------------------------------|---------------------------------------|
| White                            | NA                                  | 3%                                    | 4%                                    |
| Hispanic                         | NA                                  | 92%                                   | 92%                                   |
| Black (Non-Hispanic)             | NA                                  | 2%                                    | 3%                                    |
| Asian                            | NA                                  | 1%                                    | .5%                                   |
| Indian                           | NA                                  | 1%                                    | 0%                                    |
| Multi-racial                     | NA                                  | 1%                                    | .5%                                   |
| FRL **                           | NA                                  | 57%                                   | 56%                                   |
| ELL ***                          | NA                                  | 37%                                   | 38%                                   |
| ESE ****<br>(Excluding Gifted)   | NA                                  | 9%                                    | 11%                                   |
| Male                             | NA                                  | 44%                                   | 47%                                   |
| Female                           | NA                                  | 56%                                   | 53%                                   |

\* This chart must be submitted for each school affected by an ABC Recommendation.

\*\* FRL = Free/Reduced Lunch Status

\*\*\* ELL = English Language Learners

\*\*\*\* ESE = Exceptional Student Education

## CAPACITY/MEMBERSHIP SOUTH REGION

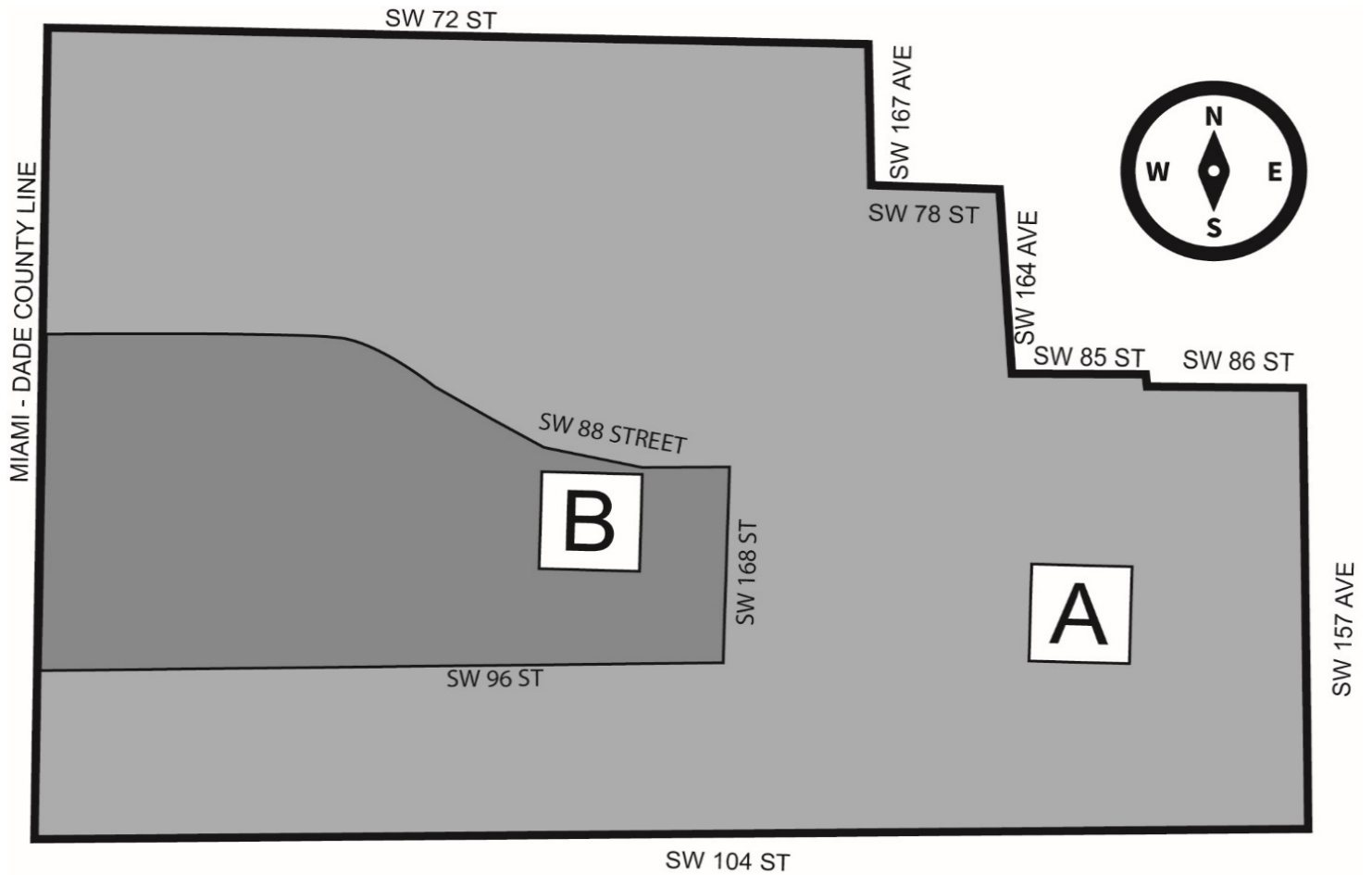
**Christina M. Eve Elementary School  
New K-8 Center West Kendall (New School)**

| School Name                              | Capacity/Membership |                    |               |                      |                      |                    |                     |                    |               |                      |                      |                    |                     |                    |               |                      |                      |                    |
|--|---------------------|--------------------|---------------|----------------------|----------------------|--------------------|---------------------|--------------------|---------------|----------------------|----------------------|--------------------|---------------------|--------------------|---------------|----------------------|----------------------|--------------------|
|  | Current 2017-2018   |                    |               |                      |                      |                    | Projected 2018-2019 |                    |               |                      |                      |                    | Projected 2019-2020 |                    |               |                      |                      |                    |
|  | Grade Configuration | Student Enrollment | Perm FISH Cap | % Util Perm FISH Cap | Perm & Temp FISH Cap | % Util Perm & Temp | Grade Configuration | Student Enrollment | Perm FISH Cap | % Util Perm FISH Cap | Perm & Temp FISH Cap | % Util Perm & Temp | Grade Configuration | Student Enrollment | Perm FISH Cap | % Util Perm FISH Cap | Perm & Temp FISH Cap | % Util Perm & Temp |
| Christina M. Eve Elementary School       | PK-5                | 819                | 890           | 92                   | 890                  | 92                 | PK-5                | 767                | 890           | 86                   | 890                  | 86                 | PK-5                | 662                | 890           | 74                   | 890                  | 74                 |
| New K-8 Center West Kendall (New School) | K-8                 | N/A                | N/A           | N/A                  | N/A                  | N/A                | K-2                 | 148                | 750           | 20                   | 750                  | 20                 | K-3                 | 200                | 750           | 27                   | 750                  | 27                 |



Christina M. Eve Elementary School  
 16251 S.W. 99<sup>th</sup> Street  
 Miami, Florida 33196

M-1 New K-8 Center – West Kendall  
 9325 S.W. 169<sup>th</sup> Place  
 Miami, Florida 33196



|          |  |
|----------|--|
| <b>A</b> | Area A represents the new boundary assigned to Christina M. Eve Elementary School. |
| <b>B</b> | Area B represents the new boundary assigned to M-1 New K-8 Center – West Kendall.  |

**This page was left blank intentionally.**

**The School Board of Miami-Dade County, Florida adheres to a policy of nondiscrimination in employment and educational programs/activities and strives affirmatively to provide equal opportunity for all as required by:**

**Title VI of the Civil Rights Act of 1964** - prohibits discrimination on the basis of race, color, religion, or national origin.

**Title VII of the Civil Rights Act of 1964 as amended** - prohibits discrimination in employment on the basis of race, color, religion, gender, or national origin.

**Title IX of the Education Amendments of 1972** - prohibits discrimination on the basis of gender.

**Age Discrimination in Employment Act of 1967 (ADEA) as amended** - prohibits discrimination on the basis of age with respect to individuals who are at least 40.

**The Equal Pay Act of 1963 as amended** - prohibits gender discrimination in payment of wages to women and men performing substantially equal work in the same establishment.

**Section 504 of the Rehabilitation Act of 1973** - prohibits discrimination against the disabled.

**Americans with Disabilities Act of 1990 (ADA)** - prohibits discrimination against individuals with disabilities in employment, public service, public accommodations and telecommunications.

**The Family and Medical Leave Act of 1993 (FMLA)** - requires covered employers to provide up to 12 weeks of unpaid, job-protected leave to "eligible" employees for certain family and medical reasons.

**The Pregnancy Discrimination Act of 1978** - prohibits discrimination in employment on the basis of pregnancy, childbirth, or related medical conditions.

**Florida Educational Equity Act (FEEA)** - prohibits discrimination on the basis of race, gender, national origin, marital status, or handicap against a student or employee.

**Florida Civil Rights Act of 1992** - secures for all individuals within the state freedom from discrimination because of race, color, religion, sex, national origin, age, handicap, or marital status.

**Title II of the Genetic Information Nondiscrimination Act of 2008 (GINA)** - prohibits discrimination against employees or applicants because of genetic information.

**Boy Scouts of America Equal Access Act of 2002** – no public school shall deny equal access to, or a fair opportunity for groups to meet on school premises or in school facilities before or after school hours, or discriminate against any group officially affiliated with Boy Scouts of America or any other youth or community group listed in Title 36 (as a patriotic society).

*Veterans are provided re-employment rights in accordance with P.L. 93-508 (Federal Law) and Section 295.07 (Florida Statutes), which stipulate categorical preferences for employment.*

**In Addition:**

**School Board Policies 1362, 3362, 4362, and 5517** - Prohibit harassment and/or discrimination against students, employees, or applicants on the basis of sex, race, color, ethnic or national origin, religion, marital status, disability, genetic information, age, political beliefs, sexual orientation, gender, gender identification, social and family background, linguistic preference, pregnancy, and any other legally prohibited basis. Retaliation for engaging in a protected activity is also prohibited.

Revised: 07/2014

