


ATTENDANCE ZONE RECOMMENDATIONS AND RELATED ADMINISTRATIVE ACTIONS

**~~2014-2015~~
2015-2016**



**MIAMI-DADE COUNTY PUBLIC SCHOOLS
SCHOOL OPERATIONS**

**Final Reading – June 17, 2015
Board Policy 5120**

D-45

Miami-Dade County Public Schools

The School Board of Miami-Dade County, Florida

Ms. Perla Tabares Hantman, Chair
Dr. Lawrence S. Feldman, Vice Chair
Dr. Dorothy Bendross-Mindingall
Ms. Susie V. Castillo
Dr. Wilbert "Tee" Holloway
Dr. Martin Karp
Ms. Lubby Navarro
Dr. Marta Pérez
Ms. Raquel A. Regalado

Student Advisor
Mr. Julian Lafaurie

Superintendent of Schools
Mr. Alberto M. Carvalho



Mrs. Valtena G. Brown, Deputy Superintendent/Chief Operating Officer
School Operations

Ms. Deborah C. Karcher, Chief Information Officer
Information Technology Services

Mrs. Judith M. Marte, Chief Financial Officer
Financial Operations

Mr. Steffond L. Cone, Assistant Superintendent
School Operations

Ms. Charlene Burks, Administrative Director
Federal and State Compliance Office

Mr. George A. Núñez, Administrative Director
School Operations

TABLE OF CONTENTS

ATTENDANCE ZONE RECOMMENDATIONS

2015-2016

Introduction..... 1

Attendance Boundary Committee Members..... 3

Schools on Advised Status..... 4

Central Region 5

Riverside Elementary Community School 7

Citrus Grove Elementary School
Riverside Elementary Community School
Coral Gables Preparatory Academy..... 13

George W. Carver Elementary School
Sunset Elementary School

Education Transformation Office..... 23

Booker T. Washington Senior High School 24

Miami Jackson Senior High School

South Region..... 31

Colonial Drive Elementary School 32

Pine Lake Elementary School
Robert Russa Moton Elementary School
Paul W. Bell Middle School 40

Miami Arts Studio 6-12 @ Zelda Glazer

This page was left blank intentionally.

INTRODUCTION

The 2014-2015 school year marks the thirty-fourth (34th) year that citizens are involved in the Attendance Boundary Committee (ABC) process. This committee was established by the School Board and the Superintendent after numerous citizens expressed concerns about the lack of community involvement in attendance boundary recommendations. Subsequently, each year community members from various civic and educational advocacy organizations have diligently served on this committee reviewing recommendations of proposed attendance boundaries for new schools and changes to the boundaries of existing schools.

The challenge this year is to continue to comply with the state mandate of Class Size Reduction while providing specific direction to communities as attendance boundaries are modified for 2015-2016. To ensure the appropriate distribution of students as new student stations are delivered, current boundary procedures allow the Superintendent of Schools, with the assistance of School Operations and the Office of School Facilities, to develop proposed boundary recommendations. The proposed recommendations were presented at Region Community Meetings to the affected school communities. The boundary recommendations were then reviewed by the 17 Attendance Boundary Committee members.

The development of attendance zone recommendations with community involvement continues to be a primary goal of this School Board, the Superintendent of Schools, and the ABC. Attendance boundary changes have been determined after a number of factors were considered. The factors are as follows:

1. Compliance with Class Size Reduction Mandate;
2. Impact on Special Education programs;
3. Use of available student stations within contiguous areas;
4. Degree and extent of transportation;
5. Programmatic impact due to lack of student housing;
6. Reduction of the number of schools students must attend;
7. Integrity of feeder systems;
8. Assignment of students from new residential developments to specific schools prior to completion of developments;
9. Construction of new schools;
10. Promotion and maintenance of diverse school enrollments; and
11. Prevention, reduction or elimination of racial isolation to the extent practical.

Attendance zone recommendations are long-range solutions designed to stabilize affected schools and bring schools within the mandates of Class Size Reduction. Determining attendance boundaries through ABC is a yearlong process with all meetings open to the public.

The recommendations that follow were reviewed by school and community organizations, i.e., Parent Teacher Association (PTA), Parent Teacher Student Association (PTSA), Educational Excellence School Advisory Council (EESAC), student leaders, etc. On March 5, 2015, staff presented the recommendations to the Diversity, Equity and Excellence Advisory Committee (DEEAC). DEEAC will present its report to the School Board at the Conference Session on Attendance Zone Recommendations which will be held on April 15, 2015.

ATTENDANCE BOUNDARY COMMITTEE

Members of the Attendance Boundary Committee and their alternates are to be commended for their dedication and hard work in reviewing recommendations for the 2015-2016 school year. Miami-Dade County Public Schools and the community have been well served by their dedication and interest in the education of our students.

ATTENDANCE BOUNDARY COMMITTEE MEMBERS

Mr. Jeffrey Codallo, Chair
Ms. Maria Kramer, Vice Chair

Ms. Jenneissy Azcuy
Mr. Alfred Billings
Ms. Judy S. Carter
Mr. Frank Diaz
Ms. Christa Dotson Dean
Mr. Joseph Gebara
Ms. Don Kearns
Ms. Nancy Negrón

Ms. Eileen Segal
Ms. Meriel Seymore
Ms. Rhonda Smith
Dr. Susan Trauschke
Ms. Darlene Walker
Ms. Laura Wides-Munoz
Ms. Kathleen Vergara

ATTENDANCE BOUNDARY COMMITTEE ALTERNATES

Ms. Mirca Aboud
Ms. Isabel Arcia
Ms. Susan Baan
Ms. Annabel Delgado
Ms. Deborah Finkle
Mr. Tim Hyman
Ms. Susan Marie Kairalla
Ms. Ivonn Kearns

Ms. Claudia Mariaca
Ms. Nadine McMillon
Mr. Nathaniel Miller
Ms. Chris Reigadas
Mr. Thomas Spaulding
Ms. Vivian Swift

SCHOOLS ON ADVISED STATUS 2014-2015

Some schools have been placed on advised status for the 2015-2016 school year signifying that Region personnel and community members should monitor the student enrollment at selected schools. The Attendance Boundary Committee recommended that the following schools be placed on advised status:

CENTRAL REGION

Charles R. Hadley Elementary
Coconut Grove Elementary School
Coral Park Elementary School
Key Biscayne K-8 Center

EDUCATION TRANSFORMATION OFFICE

None

SOUTH REGION

Marjory Stoneman Douglas Elementary

NORTH REGION

None

CENTRAL

This page was left blank intentionally.

**RIVERSIDE ELEMENTARY COMMUNITY SCHOOL (4681)
1190 S.W. 2 STREET
MIAMI, FLORIDA 33130**

**CITRUS GROVE ELEMENTARY SCHOOL (0801)
2121 N.W. 5 STREET
MIAMI, FLORIDA 33125**

RECOMMENDATION

- **The new boundary for Riverside Elementary School is:**

Begin at the Miami River and NW 7 Avenue
Northwest on the Miami River to NW 12 Avenue
South to W Flagler Street
West to SW 17 Avenue
South to SW 8 Street
East to SW 8 Avenue
South to SW 11 Street
East to SW 5 Avenue
North to SW 8 Street
East to North-South Expressway I-95
North to the Miami River
Northwest on the Miami River to NW 7 Avenue,
point of beginning.

- **The new boundary for Citrus Grove Elementary School is:**

Begin at W Flagler Street and NW 27 Avenue
North to East-West Expressway 836
East to NW 22 Avenue
North to Miami River
Southeast on Miami River to NW 12 Avenue
South to W Flagler Street
West to NW 27 Avenue,
point of beginning.

| |
|--------|
| EFFECT |
|--------|

- New attendance boundaries will be established for Riverside Elementary Community School and Citrus Grove Elementary School.
- Approximately one hundred thirty-three (133) kindergarten through fourth grade students currently assigned to Riverside Elementary Community School, will be assigned to Citrus Grove Elementary School for the 2015-2016 school year.
- Students within Area (A) currently attending Riverside Elementary Community School in fourth grade, will have the option of remaining at Riverside Elementary Community School, by transferring prior to the beginning of the 2015-2016 school year. (Transfer requests after August 2015, must have Region approval).
- All students from Area (A) will continue to feed into Jose de Diego Middle School and remain in the Booker T. Washington Senior High School Feeder Pattern.

| Capacity/Membership | | | | | | | | | | | | | | | | | | |
|---------------------------------------|---------------------|--------------------|---------------|----------------------|----------------------|----------------------|---------------------|--------------------|---------------|----------------------|----------------------|----------------------|---------------------|--------------------|---------------|----------------------|----|--|
| School Name | Current 2014-2015 | | | | | | Projected 2015-2016 | | | | | | Projected 2016-2017 | | | | | |
| | Grade Configuration | Student Enrollment | Perm FISH Cap | % Util Perm FISH Cap | Perm & Temp FISH Cap | % Util Perm FISH Cap | Grade Configuration | Student Enrollment | Perm FISH Cap | % Util Perm FISH Cap | Perm & Temp FISH Cap | % Util Perm FISH Cap | Grade Configuration | Student Enrollment | Perm FISH Cap | % Util Perm FISH Cap | | |
| Riverside Elementary Community School | PK-5 | 1370 | 856 | 160 | 856 | 160 | PK-5 | 1006 | 856 | 118 | 856 | 118 | PK-5 | 880 | 856 | 103 | | |
| Citrus Grove Elementary School | PK-5 | 816 | 1036 | 79 | 1264 | 65 | PK-5 | 838 | 1036 | 81 | 1264 | 66 | PK-5 | 763 | 1036 | 74 | 60 | |

**Miami-Dade County Public Schools
Attendance Boundary Committee
Student Diversity Factors***

4681 - Riverside Elementary Community School

| Student Diversity Factors | Current Percentage 2014-2015 | Projected Percentage 2015-2016 | Projected Percentage 2016-2017 |
|----------------------------------|-------------------------------------|---------------------------------------|---------------------------------------|
| White | 1% | 2% | 1% |
| Hispanic | 97% | 96% | 97% |
| Black (Non-Hispanic) | 1% | 2% | 2% |
| Asian | 0% | 0% | 0% |
| Indian | 0% | 0% | 0% |
| Multi-racial | 1% | 0% | 0% |
| FRL ** | 97% | 97% | 96% |
| LEP*** | 68% | 70% | 70% |
| ESE**** (Excluding Gifted) | 5% | 5% | 4% |
| Male | 55% | 55% | 55% |
| Female | 45% | 45% | 45% |

* This chart must be submitted for each school affected by an ABC Recommendation. When submitting an ABC Recommendation for a school, this chart should follow the ABC Recommendation Data Form.

- ** FRL = Free/Reduced Lunch Status
- *** LEP = Limited English Proficient
- **** ESE = Exceptional Student Education

**Miami-Dade County Public Schools
Attendance Boundary Committee
Student Diversity Factors***

0801 - Citrus Grove Elementary School

| Student Diversity Factors | Current Percentage 2014-2015 | Projected Percentage 2015-2016 | Projected Percentage 2016-2017 |
|----------------------------------|-------------------------------------|---------------------------------------|---------------------------------------|
| White | 1% | 1% | 1% |
| Hispanic | 97% | 97% | 97% |
| Black (Non-Hispanic) | 2% | 2% | 2% |
| Asian | 0% | 0% | 0% |
| Indian | 0% | 0% | 0% |
| Multi-racial | 0% | 0% | 0% |
| FRL** | 48% | 56% | 60% |
| LEP*** | 25% | 32% | 30% |
| ESE**** (Excluding Gifted) | 7% | 8% | 8% |
| Male | 54% | 54% | 54% |
| Female | 46% | 46% | 46% |

* This chart must be submitted for each school affected by an ABC Recommendation. When submitting an ABC Recommendation for a school, this chart should follow the ABC Recommendation Data Form.

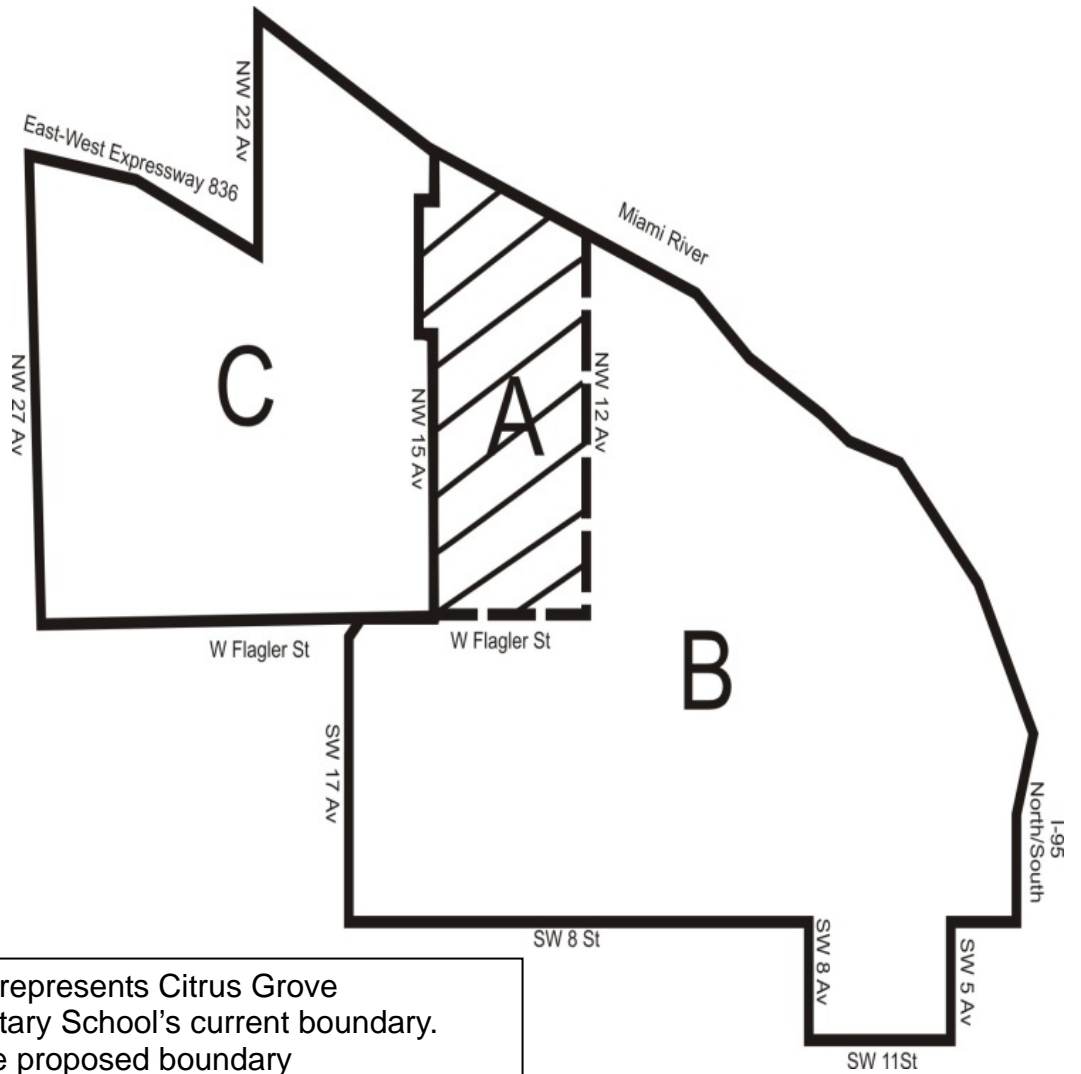
** FRL = Free/Reduced Lunch Status

*** LEP = Limited English Proficient

**** ESE = Exceptional Student Education

**RIVERSIDE ELEMENTARY COMMUNITY SCHOOL (4681)
 1190 S.W. 2 STREET
 MIAMI, FLORIDA 33130**

**CITRUS GROVE ELEMENTARY SCHOOL (0801)
 2121 N.W. 5 STREET
 MIAMI, FLORIDA 33125**



A

C

Area C represents Citrus Grove Elementary School's current boundary. With the proposed boundary recommendations, Area C will also include Area A.

B

Area B represents Riverside Elementary Community School's proposed new boundary.

**CORAL GABLES PREPARATORY ACADEMY (0961)
105 MINORCA AVENUE
CORAL GABLES, FLORIDA 33134**

**GEORGE W. CARVER ELEMENTARY SCHOOL (0721)
238 GRAND AVENUE
CORAL GABLES, FLORIDA 33133**

**SUNSET ELEMENTARY SCHOOL (5401)
5120 S.W. 72 STREET
MIAMI, FLORIDA 33143**

RECOMMENDATION

The new boundary for Coral Gables Preparatory Academy is:

- Assign Area (A):

Begin at SW 57 Avenue (Red Road) and SW 8 Street
East to SW 37 Avenue
South to SW 12 Street
East to SW 34 Avenue
South to SW 16 Street
East to SW 27 Avenue
South to SW 19 Street
West to SW 32 Avenue
South to SW 22 Street
West to SW 37 Avenue
South to Palermo Avenue
West to Alhambra Circle
South to the Waterway Canal
West to SW 57 Avenue (Red Road)
North to SW 8 Street,
point of beginning.

The new boundary for George W. Carver Elementary School is:

- Assign Area (B):

Begin at Palermo Avenue and University Drive
Southwest to SW 42 Avenue (LeJeune Road)
South to Metrorail
Northeast to SW 37 Avenue
South to Kumquat Avenue
West on Kumquat Avenue and Loquat Avenue to SW 42 Avenue (LeJeune Road)
South on SW 42 Avenue (LeJeune Road) to Coral Gables Waterway
Northwest on Coral Gables Waterway to Waterway Canal
North on Waterway Canal to Alhambra Circle
North to Palermo Avenue
East to University Drive
point of beginning.

The new boundary for Sunset Elementary School is:

- Assign Area (C):

Begin at SW 42 Avenue and Coral Gables Waterway
East to Biscayne Bay
Southwest to SW 96 Street extended
West to SW 52 Avenue (Schoolhouse Road)
North to SW 88 Street (North Kendall Drive)
West to SW 57 Avenue (Red Road)
North to Snapper Creek Canal
West to SW 59 Avenue
North to SW 64 Street (Brescia Avenue)
East to Waterway Canal
Southeast on Waterway Canal to Coral Gables Waterway
Southeast on Coral Gables Waterway to SW 42 Avenue (LeJeune Road),
point of beginning.

| |
|--------|
| EFFECT |
|--------|

- New attendance boundaries will be established for Coral Gables Preparatory Academy, George W. Carver Elementary School and Sunset Elementary School. These schools will no longer serve as Controlled Choice schools.
- In Area (A) approximately three hundred two (302) pre-kindergarten through fifth grade students assigned to George W. Carver Elementary School and Sunset Elementary School residing in the Controlled Choice Area will have the option to remain at their current school through the highest grade.
- In Area (A) approximately one hundred eighty-nine (189) fifth, sixth and seventh grade students currently attending Coral Gables Preparatory Academy will have the option to remain at their current school or attend Ponce de Leon Middle School, their traditional middle school.
- All new incoming kindergarten through eighth grade students residing in Area (A) will be assigned to Coral Gables Preparatory Academy for the 2015-2016 school year. Sixth through eighth grade students will have the option to attend Ponce de Leon Middle School, their traditional middle school.
- In Area (B) approximately one hundred eighty-five (185) pre-kindergarten through fifth grade students currently assigned to Sunset Elementary School and Coral Gables Preparatory Academy residing in the Controlled Choice Area will have the option to remain at their current school through the highest grade.
- All new incoming kindergarten through fifth grade students residing in Area (B) will be assigned to George W. Carver Elementary School.
- In Area (C) approximately nineteen (19) pre-kindergarten through fifth grade students currently assigned to George W. Carver Elementary School and Coral Gables Preparatory Academy residing in the Controlled Choice Area will have the option to remain at their current school through the highest grade.
- All new incoming kindergarten through fifth grade students residing in Area (C) will be assigned to Sunset Elementary School.
- Sibling preference will be given to students with older siblings currently attending either Coral Gables Preparatory Academy, George W. Carver Elementary School or Sunset Elementary School based upon the availability of open seats in the grade level for which the student is applying. The sibling must reside in the same household as the student who is applying.
- Coral Gables Preparatory Academy, George W. Carver Elementary School and Sunset Elementary School will remain in the Coral Gables Senior High School Feeder Pattern.

SUNSET ELEMENTARY SCHOOL
Student Body Composition

EFFECT

2016-2017 and 2017-2018 School Years

- Eligible students living within the Coral Gables Preparatory Academy and the G. W. Carver Elementary School attendance boundaries will collectively have priority for up to 50% of in-boundary magnet seats.
- The balance of in-boundary seats will be students living within the Sunset Elementary School attendance boundary.
- At the end of this time period, district staff will review the impact of this decision and will advise the superintendent as to the continuation of this policy.

| Capacity/Membership | | | | | | | | | | | | | | | | | | |
|----------------------------------|---------------------|--------------------|---------------|----------------------|----------------------|--------------------|---------------------|--------------------|---------------|----------------------|----------------------|--------------------|---------------------|--------------------|---------------|----------------------|----------------------|--------------------|
| School Name | Current 2014-2015 | | | | | | Projected 2015-2016 | | | | | | Projected 2016-2017 | | | | | |
| | Grade Configuration | Student Enrollment | Perm FISH Cap | % Util Perm FISH Cap | Perm & Temp FISH Cap | % Util Perm & Temp | Grade Configuration | Student Enrollment | Perm FISH Cap | % Util Perm FISH Cap | Perm & Temp FISH Cap | % Util Perm & Temp | Grade Configuration | Student Enrollment | Perm FISH Cap | % Util Perm FISH Cap | Perm & Temp FISH Cap | % Util Perm & Temp |
| Coral Gables Preparatory Academy | PK-8 | 712 | 857 | 83 | 857 | 83 | PK-8 | 695 | 857 | 81 | 857 | 81 | PK-8 | 703 | 857 | 82 | 857 | 82 |
| George W. Carver Elementary | PK-5 | 452 | 442 | 102 | 486 | 93 | PK-5 | 405 | 442 | 92 | 486 | 83 | PK-5 | 402 | 442 | 91 | 486 | 83 |
| Sunset Elementary | PK-5 | 1174 | 1258 | 93 | 1258 | 93 | PK-5 | 1035 | 1258 | 82 | 1258 | 82 | PK-5 | 915 | 1258 | 73 | 1258 | 73 |

**Miami-Dade County Public Schools
Attendance Boundary Committee
Student Diversity Factors***

0961 - Coral Gables Preparatory Academy

| Student Diversity Factors | Current Percentage 2014-2015 | Projected Percentage 2015-2016 | Projected Percentage 2016-2017 |
|----------------------------------|-------------------------------------|---------------------------------------|---------------------------------------|
| White | 14% | 15% | 15% |
| Hispanic | 82% | 81% | 80% |
| Black (Non-Hispanic) | 1% | 1% | 1% |
| Asian | 2% | 2% | 2% |
| Indian | 0% | 0% | 0% |
| Multi-racial | 1% | 1% | 2% |
| FRL** | 41% | 40% | 39% |
| LEP*** | 11% | 11% | 12% |
| ESE**** (Excluding Gifted) | 8% | 6% | 5% |
| Male | 51% | 52% | 51% |
| Female | 49% | 48% | 49% |

* This chart must be submitted for each school affected by an ABC Recommendation. When submitting an ABC Recommendation for a school, this chart should follow the ABC Recommendation Data Form.

** FRL = Free/Reduced Lunch Status

*** LEP = Limited English Proficient

**** ESE = Exceptional Student Education

**Miami-Dade County Public Schools
Attendance Boundary Committee
Student Diversity Factors***

0721 - George W. Carver Elementary School

| Student Diversity Factors | Current Percentage 2014-2015 | Projected Percentage 2015-2016 | Projected Percentage 2016-2017 |
|----------------------------------|-------------------------------------|---------------------------------------|---------------------------------------|
| White | 9% | 8% | 8% |
| Hispanic | 67% | 67% | 67% |
| Black (Non-Hispanic) | 22% | 22% | 22% |
| Asian | 2% | 3% | 3% |
| Indian | 0% | 0% | 0% |
| Multi-racial | 0% | 0% | 0% |
| FRL** | 70% | 73% | 75% |
| LEP*** | 28% | 33% | 37% |
| ESE**** (Excluding Gifted) | 8% | 7% | 6% |
| Male | 50% | 49% | 50% |
| Female | 50% | 51% | 50% |

* This chart must be submitted for each school affected by an ABC Recommendation. When submitting an ABC Recommendation for a school, this chart should follow the ABC Recommendation Data Form.

** FRL = Free/Reduced Lunch Status

*** LEP = Limited English Proficient

**** ESE = Exceptional Student Education

**Miami-Dade County Public Schools
Attendance Boundary Committee
Student Diversity Factors***

5401 - Sunset Elementary School

| Student Diversity Factors | Current Percentage 2014-2015 | Projected Percentage 2015-2016 | Projected Percentage 2016-2017 |
|----------------------------------|-------------------------------------|---------------------------------------|---------------------------------------|
| White | 31% | 31% | 31% |
| Hispanic | 63% | 63% | 63% |
| Black (Non-Hispanic) | 3% | 3% | 3% |
| Asian | 2% | 2% | 2% |
| Indian | 0% | 0% | 0% |
| Multi-racial | 1% | 1% | 1% |
| FRL** | 13% | 13% | 13% |
| LEP*** | 10% | 11% | 12% |
| ESE**** (Excluding Gifted) | 1% | 1% | 1% |
| Male | 50% | 49% | 50% |
| Female | 50% | 51% | 50% |

* This chart must be submitted for each school affected by an ABC Recommendation. When submitting an ABC Recommendation for a school, this chart should follow the ABC Recommendation Data Form.

** FRL = Free/Reduced Lunch Status

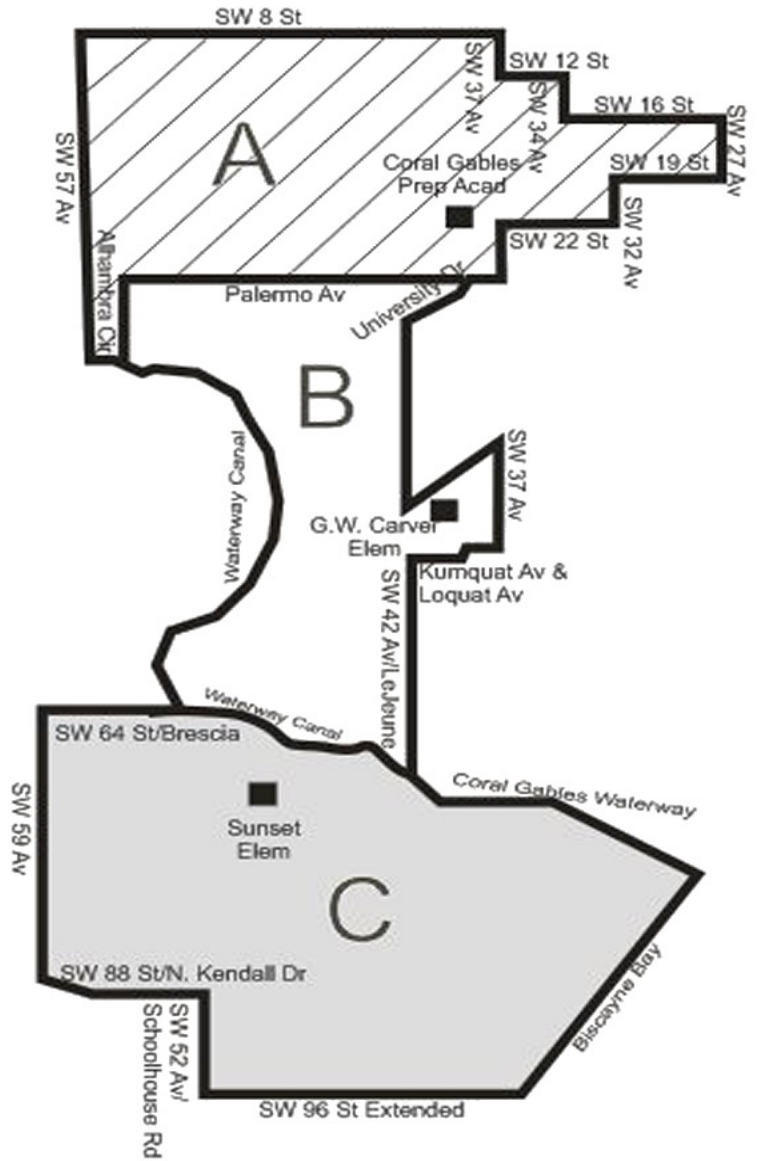
*** LEP = Limited English Proficient

**** ESE = Exceptional Student Education

CORAL GABLES PREPARATORY ACADEMY (0961)
105 MINORCA AVENUE
CORAL GABLES, FLORIDA 33134

GEORGE W. CARVER ELEMENTARY SCHOOL (0721)
238 GRAND AVENUE
CORAL GABLES, FLORIDA 33133

SUNSET ELEMENTARY SCHOOL (5401)
5120 S.W. 72 STREET
MIAMI, FLORIDA 33143



A

Area A currently assigned to Coral Gables Preparatory Academy, George W. Carver Elementary School and Sunset Elementary School Controlled Choice Area will be assigned to Coral Gables Preparatory Academy.

B

Area B currently assigned to George W. Carver Elementary School, Sunset Elementary School and Coral Gables Preparatory Academy Controlled Choice Area will be assigned to George W. Carver Elementary School.

C

Area C currently assigned to Sunset Elementary School, George W. Carver Elementary School and Coral Gables Preparatory Academy Controlled Choice Area will be assigned to Sunset Elementary School.

This page was left blank intentionally.

EDUCATION TRANSFORMATION OFFICE

**BOOKER T. WASHINGTON SENIOR HIGH SCHOOL (7791)
1200 NORTHWEST 6 AVENUE
MIAMI, FLORIDA 33136**

**MIAMI JACKSON SENIOR HIGH SCHOOL (7341)
1751 NORTHWEST 36 STREET
MIAMI, FLORIDA 33142**

RECOMMENDATION

The new boundary for Booker T. Washington Senior High School is:

Begin at NW 46 Street and North-South Expressway (1-95)
South on North-South Expressway (I-95) to NW 28 Street
West to NW 14 Avenue
South to NW 20 Street
West to NW 17 Avenue
South to NW 11 Street/East to 15 Avenue
South to W Flagler Street
West to SW 17 Avenue
South to SW 8 Street/East to SW 8 Avenue
South to SW 11 Street
East to SE 15 Road
Southeast on SE 15 Road to the Biscayne Bay
North along the shoreline (including Claughton/Burlington Island) to NE 54 Street
West to North Miami Avenue
South to NW 46 Street
West to North-South Expressway (I-95),
point of beginning.

The new boundary for Miami Jackson Senior High School is:

Begin at NW 46 Street and North-South Expressway (I-95)
South to NW 28 Street
West to NW 14 Avenue
South to 20 Street
West to NW 17 Avenue
South to NW 11 Street/East to NW 15 Avenue
South to NW 7 Street
West to NW 37 Avenue
North to Tamiami Canal West to Seaboard Railroad
North to Miami River
Southeast on Miami River to NW 27 Avenue

North to NW 20 Street
East to NW 24 Avenue
North to Airport Expressway (#112)
East to NW 21 Avenue
North to NW 46 Street
East to North-South Expressway (I-95),
point of beginning.

| |
|--------|
| EFFECT |
|--------|

- New attendance boundaries will be established for Booker T. Washington Senior High School and Miami Jackson Senior High School.
- The new boundaries will increase the enrollment and utilization at Booker T. Washington Senior High School.
- Over the next three years, approximately two hundred thirty-six (236) students in Area C will have the opportunity to attend Booker T. Washington Senior High beginning with the 2015-2016 school year.

Year 1 - 2015-2016 - Current 8th / Rising 9th Graders (86)

Year 2 - 2016-2017 - Current 7th / Rising 9th Graders (84)

Year 3 - 2017-2018 - Current 6th / Rising 9th Graders (66)

- The new boundary will allow all students that reside in the Paul L. Dunbar K-8 Center boundary to attend Booker T. Washington Senior High School.
- Paul L. Dunbar K-8 Center will be reassigned to the Booker T. Washington Senior High School Feeder Pattern.

| Capacity/Membership | | | | | | | | | | | | | | | | | | |
|----------------------------------|---------------------|--------------------|---------------|----------------------|----------------------|--------------------|---------------------|--------------------|---------------|----------------------|----------------------|--------------------|---------------------|--------------------|---------------|----------------------|----------------------|--------------------|
| School Name | Current 2014-2015 | | | | | | Projected 2015-2016 | | | | | | Projected 2016-2017 | | | | | |
| | Grade Configuration | Student Enrollment | Perm FISH Cap | % Util Perm FISH Cap | Perm & Temp FISH Cap | % Util Perm & Temp | Grade Configuration | Student Enrollment | Perm FISH Cap | % Util Perm FISH Cap | Perm & Temp FISH Cap | % Util Perm & Temp | Grade Configuration | Student Enrollment | Perm FISH Cap | % Util Perm FISH Cap | Perm & Temp FISH Cap | % Util Perm & Temp |
| Booker T. Washington Senior High | 9-12 | 967 | 2,089 | 46 | 2,089 | 46 | 9-12 | 1,091 | 2,089 | 52 | 2,089 | 52 | 9-12 | 1,150 | 2,089 | 55 | 2,089 | 55 |
| Miami Jackson Senior High | 9-12 | 1,560 | 2,335 | 67 | 2,335 | 67 | 9-12 | 1,662 | 2,335 | 71 | 2,335 | 71 | 9-12 | 1,674 | 2,335 | 72 | 2,335 | 72 |

**Miami-Dade County Public Schools
Attendance Boundary Committee
Student Diversity Factors***

7791 - Booker T. Washington Senior High School

| Student Diversity Factors | Current Percentage 2014-2015 | Projected Percentage 2015-2016 | Projected Percentage 2016-2017 |
|----------------------------------|-------------------------------------|---------------------------------------|---------------------------------------|
| White | 2% | 1% | 2% |
| Hispanic | 45% | 50% | 53% |
| Black (Non-Hispanic) | 53% | 48% | 45% |
| Asian | 0% | 0% | 0% |
| Indian | N/A | N/A | N/A |
| Multi-racial | 0% | N/A | N/A |
| FRL** | 92% | 92% | 93% |
| LEP*** | 19% | 24% | 29% |
| ESE**** (Excluding Gifted) | 17% | 16% | 17% |
| Male | 53% | 52% | 53% |
| Female | 47% | 48% | 47% |

* This chart must be submitted for each school affected by an ABC Recommendation. When submitting an ABC Recommendation for a school, this chart should follow the ABC Recommendation Data Form.

** FRL = Free/Reduced Lunch Status

*** LEP = Limited English Proficient

**** ESE = Exceptional Student Education

**Miami-Dade County Public Schools
Attendance Boundary Committee
Student Diversity Factors***

7341 - Miami Jackson Senior High School

| Student Diversity Factors | Current Percentage 2014-2015 | Projected Percentage 2015-2016 | Projected Percentage 2016-2017 |
|----------------------------------|-------------------------------------|---------------------------------------|---------------------------------------|
| White | 1% | 1% | 1% |
| Hispanic | 68% | 70% | 69% |
| Black (Non-Hispanic) | 31% | 29% | 30% |
| Asian | 0% | 0% | 0% |
| Indian | N/A | N/A | N/A |
| Multi-racial | 0% | 0% | 0% |
| FRL** | 92% | 95% | 93% |
| LEP*** | 16% | 19% | 19% |
| ESE**** (Excluding Gifted) | 13% | 13% | 12% |
| Male | 52% | 53% | 52% |
| Female | 48% | 47% | 48% |

* This chart must be submitted for each school affected by an ABC Recommendation. When submitting an ABC Recommendation for a school, this chart should follow the ABC Recommendation Data Form.

** FRL = Free/Reduced Lunch Status

*** LEP = Limited English Proficient

**** ESE = Exceptional Student Education

This page was left blank intentionally.

SOUTH

**COLONIAL DRIVE ELEMENTARY (0861)
10755 S.W. 160 STREET
MIAMI, FLORIDA 33157**

**PINE LAKE ELEMENTARY (4441)
16700 S.W. 109 AVENUE
MIAMI, FLORIDA 33157**

**ROBERT RUSSA MOTON ELEMENTARY (3541)
18050 HOMESTEAD AVENUE
PERRINE, FLORIDA 33157**

**ETHEL F. BECKFORD/RICHMOND ELEMENTARY (4651)
16929 S.W. 104 AVENUE
MIAMI, FLORIDA 33157**

RECOMMENDATION

- **The new boundary for Colonial Drive Elementary School is:**

Begin at U.S. Highway #1 and SW 152 Street
West on SW 152 Street to drainage canal
(approximately SW 95 Avenue)
Follow canal north and west to SW 102 Avenue
South to SW 149 Street
West to SW 107 Avenue
South to SW 150 Terrace
West to Buchanan Street
South to SW 152 Street
West to SW 112 Avenue
South to SW 160 Street (Colonial Drive)
East to SW 107 Avenue
South to SW 168 Street
East to SW 102 Avenue
North to SW 160 Street
East to U.S. Highway #1
North to SW 152 Street,
point of beginning.

- **The new boundary for Pine Lake Elementary School is:**

Non-contiguous area

Begin at SW 152 Street and SW 137 Avenue

East to SW 112 Avenue

South to SW 160 Street

East to SW 107 Avenue

South to SW 186 Street

West to Florida Turnpike

North to SW 168 Street

West to SW 137 Avenue

North to SW 152 Street,
point of beginning.

Begin at U.S. Highway #1 and SW 160 Street

West on SW 160 Street to SW 102 Avenue

South on SW 102 Avenue to SW 168 Street

East on SW 168 Street to U.S. Highway #1

North on U.S. Highway #1 to SW 160 Street
point of beginning.

- **The new boundary for Robert Russa Moton Elementary School is:**

Non-contiguous area

Begin at SW 107 Avenue and SW 176 Street

East on SW 176 Street to West Hibiscus Street

Southeast to U.S. Highway #1

South to SW 186 Street

West to SW 107 Avenue

North to SW 176 Street,
point of beginning.

Begin at U.S. Highway #1 and SW 168 Street

West on SW 168 Street to SW 107 Ave

South on SW 107 Ave to SW 174 Terrace

East on SW 174 Terrace to SW 102 Avenue

North on SW 102 Ave to SW 172 Street

East on SW 172 Street to SW 99 Court

North on SW 99 Court to SW 170 Street

East on SW 170 Street to U.S. Highway#1

North on U.S. Highway #1 to SW 168 Street,
point of beginning.

| |
|--------|
| EFFECT |
|--------|

- The boundary of Colonial Drive Elementary School will be expanded to include students from Ethel F. Beckford/Richmond Elementary School.
- Based on the recommendation, Colonial Drive Elementary School's enrollment will increase from 295 students to 319 students within the first year.
- Colonial Drive Elementary School's utilization will increase from 64% to 69% in the first year.
- Colonial Drive Elementary School will remain in the Miami Killian Senior High School Feeder Pattern.
- The boundary for Pine Lake Elementary School will be expanded to include students from Ethel F. Beckford/Richmond Elementary School.
- Based on the recommendation, Pine Lake Elementary School's enrollment will increase from 363 students to 412 students within the first year.
- Pine Lake Elementary School's percent of utilization will increase from 57% to 64% in the first year.
- Pine Lake Elementary School will remain in the Miami Southridge Senior High School Feeder Pattern.
- The boundary of Robert Russa Moton Elementary School will be expanded to include students from Ethel F. Beckford/Richmond Elementary School.
- Based on the recommendation, Robert Russa Moton Elementary School's enrollment will increase from 359 students to 543 students within the first year.
- Robert Russa Moton Elementary School's utilization will increase from 50% to 76% in the first year.
- Robert Russa Moton Elementary School will remain in the Miami Palmetto Senior High School Feeder Pattern.

| Capacity/Membership South Region | | | | | | | | | | | | | | | | | | |
|----------------------------------|---------------------|--------------------|---------------|----------------------|----------------------|--------------------|---------------------|--------------------|---------------|----------------------|----------------------|--------------------|---------------------|--------------------|---------------|----------------------|----------------------|--------------------|
| School Name | Current 2014-2015 | | | | | | Projected 2015-2016 | | | | | | Projected 2016-2017 | | | | | |
| | Grade Configuration | Student Enrollment | Perm FISH Cap | % Util Perm FISH Cap | Perm & Temp FISH Cap | % Util Perm & Temp | Grade Configuration | Student Enrollment | Perm FISH Cap | % Util Perm FISH Cap | Perm & Temp FISH Cap | % Util Perm & Temp | Grade Configuration | Student Enrollment | Perm FISH Cap | % Util Perm FISH Cap | Perm & Temp FISH Cap | % Util Perm & Temp |
| Colonial Drive Elementary | Pk-5 | 295 | 460 | 64 | 460 | 64 | Pk-5 | 319 | 460 | 69 | 460 | 69 | Pk-5 | 324 | 460 | 70 | 460 | 70 |
| Pine Lake Elementary School | Pk-5 | 363 | 638 | 57 | 637 | 57 | Pk-5 | 412 | 638 | 64 | 637 | 64 | Pk-5 | 413 | 638 | 64 | 637 | 64 |
| Robert Russa Moton Elementary | Pk-5 | 359 | 715 | 50 | 715 | 50 | Pk-5 | 543 | 715 | 76 | 715 | 76 | Pk-5 | 547 | 715 | 77 | 715 | 77 |

**Miami-Dade County Public Schools
Attendance Boundary Committee
Student Diversity Factors***

0861 - Colonial Drive Elementary School

| Student Diversity Factors | Current Percentage 2014-2015 | Projected Percentage 2015-2016 | Projected Percentage 2016-2017 |
|----------------------------------|-------------------------------------|---------------------------------------|---------------------------------------|
| White | 1% | 2% | 2% |
| Hispanic | 44% | 42% | 43% |
| Black (Non-Hispanic) | 49% | 51% | 50% |
| Asian | 1% | 1% | 1% |
| Indian | 3% | 2% | 2% |
| Multi-racial | 2% | 2% | 2% |
| FRL ** | 87.3% | 88% | 88% |
| LEP*** | 22.6% | 22% | 22% |
| ESE**** (Excluding Gifted) | 8.5% | 9% | 8% |
| Male | 56% | 57% | 56% |
| Female | 44% | 43% | 44% |

* This chart must be submitted for each school affected by an ABC Recommendation. When submitting an ABC Recommendation for a school, this chart should follow the ABC Recommendation Data Form.

** FRL = Free/Reduced Lunch Status

*** LEP = Limited English Proficient

**** ESE = Exceptional Student Education

**Miami-Dade County Public Schools
Attendance Boundary Committee
Student Diversity Factors***

4441 - Pine Lake Elementary School

| Student Diversity Factors | Current Percentage 2014-2015 | Projected Percentage 2015-2016 | Projected Percentage 2016-2017 |
|----------------------------------|-------------------------------------|---------------------------------------|---------------------------------------|
| White | 4% | 4% | 4% |
| Hispanic | 37% | 40% | 41% |
| Black (Non-Hispanic) | 55% | 53% | 52% |
| Asian | 1% | 1% | 1% |
| Indian | 0% | 1% | 1% |
| Multi-racial | 3% | 1% | 1% |
| FRL** | 96.7% | 96% | 96% |
| LEP*** | 19.8% | 20% | 20% |
| ESE**** (Excluding Gifted) | 17.9% | 20% | 20% |
| Male | 55% | 54% | 53% |
| Female | 45% | 46% | 47% |

* This chart must be submitted for each school affected by an ABC Recommendation. When submitting an ABC Recommendation for a school, this chart should follow the ABC Recommendation Data Form.

** FRL = Free/Reduced Lunch Status

*** LEP = Limited English Proficient

**** ESE = Exceptional Student Education

**Miami-Dade County Public Schools
Attendance Boundary Committee
Student Diversity Factors***

3541 - Robert Russa Moton Elementary School

| Student Diversity Factors | Current Percentage 2014-2015 | Projected Percentage 2015-2016 | Projected Percentage 2016-2017 |
|----------------------------------|-------------------------------------|---------------------------------------|---------------------------------------|
| White | 1% | 1% | 1% |
| Hispanic | 6% | 6% | 6% |
| Black (Non-Hispanic) | 92% | 92% | 92% |
| Asian | 0.3% | 0.3% | 0.3% |
| Indian | 0% | 0% | 0% |
| Multi-racial | 0.7% | 0.7% | 0.7% |
| FRL** | 98.3% | 98% | 98% |
| LEP*** | 0.3% | 2% | 2% |
| ESE**** (Excluding Gifted) | 11.1% | 12% | 12% |
| Male | 47% | 47% | 47% |
| Female | 53% | 53% | 53% |

* This chart must be submitted for each school affected by an ABC Recommendation. When submitting an ABC Recommendation for a school, this chart should follow the ABC Recommendation Data Form.

** FRL = Free/Reduced Lunch Status

*** LEP = Limited English Proficient

**** ESE = Exceptional Student Education

RECOMMENDATION

- **The new boundary for Paul W. Bell Middle School is:**

Begin at the SW 137 Avenue and NW 12 St
South to SW 8 Street
East to SW 127 Avenue
South to SW 18 Street
East to Florida Turnpike
North to SW 8 Street
East to SW 113 Avenue
North to Flagler Street
East to SW 112 Avenue
North to NW 12 Street
West to SW 137 Avenue,
point of beginning.

- **The new boundary for Miami Arts Studio 6-12 @ Zelda Glazer is:**

Begin at Miami-Dade County Line and NW 12 Street
East to SW 137 Avenue
South to SW 8 Street
East to SW 127 Avenue
South to SW 18 Street
West to SW 142 Avenue
South to SW 42 Street (Bird Road)
West to Miami-Dade County Line
North to NW 12 Street,
point of beginning.

EFFECT

- Establish a new attendance boundary for Paul W. Bell Middle School.
- The proposed boundary change will increase Paul W. Bell Middle School's enrollment from 437 students to 615 students in year one.
- Paul W. Bell Middle School's utilization will increase from 43% to 61% in year one.
- Paul W. Bell Middle School will remain in the G. Holmes Braddock Senior High School Feeder Pattern.
- Establish a new attendance boundary for Miami Arts Studio 6-12 @ Zelda Glazer.

- The proposed boundary change will make available 100 magnet seats for the 2015-2016 school year.
- Miami Arts Studio 6-12 @ Zelda Glazer is transitioning to a full magnet school.
- This transition will minimize the impact on neighboring middle schools and prevent the displacement of the non-magnet students living within the boundary.
- Currently there are 949 students in grades 6-8 that are not enrolled in a magnet program, but reside within the Miami Arts Studio 6-12 @ Zelda Glazer boundary.
- All students currently attending Miami Arts Studio 6-12 @ Zelda Glazer will remain at the school.
- Current 6-8 Non-Magnet students will remain in the G. Holmes Braddock Senior High School Feeder Pattern.

| Capacity/Membership South Region | | | | | | | | | | | | | | |
|---------------------------------------|---------------------|--------------------|---------------|----------------------|----------------------|----------------------|--------------------|---------------|----------------------|----------------------|----------------------|--------------------|---------------|----------------------|
| School Name | Current 2014-2015 | | | | | Projected 2015-2016 | | | | | Projected 2016-2017 | | | |
| | Grade Configuration | Student Enrollment | Perm FISH Cap | % Util Perm FISH Cap | Perm & Temp FISH Cap | % Util Perm FISH Cap | Student Enrollment | Perm FISH Cap | % Util Perm FISH Cap | Perm & Temp FISH Cap | % Util Perm FISH Cap | Student Enrollment | Perm FISH Cap | % Util Perm FISH Cap |
| Paul W. Bell Middle School | 6-8 | 437 | 1007 | 43 | 1007 | 43 | 615 | 1007 | 61 | 1007 | 61 | 792 | 1007 | 79 |
| Miami Arts Studio 6-12 @ Zelda Glazer | 6-9 | 1400 | 1481 | 95 | 1481 | 95 | 1467 | 1481 | 99 | 1481 | 99 | 1359 | 1481 | 92 |

**Miami-Dade County Public Schools
Attendance Boundary Committee
Student Diversity Factors***

6041 - Paul Bell Middle School

| Student Diversity Factors | Current Percentage 2014-2015 | Projected Percentage 2015-2016 | Projected Percentage 2016-2017 |
|----------------------------------|-------------------------------------|---------------------------------------|---------------------------------------|
| White | 2% | 2% | 2% |
| Hispanic | 97% | 97% | 97% |
| Black (Non-Hispanic) | 0.5% | 0.7% | 0.6% |
| Asian | 0.5% | 0% | 0.1% |
| Indian | 0% | 0% | 0% |
| Multi-racial | 0% | 0.3% | 0.3% |
| FRL** | 92.7% | 87% | 87% |
| LEP*** | 33.4% | 34% | 32% |
| ESE**** (Excluding Gifted) | 20.4% | 16% | 12% |
| Male | 58% | 55% | 50% |
| Female | 42% | 45% | 50% |

* This chart must be submitted for each school affected by an ABC Recommendation. When submitting an ABC Recommendation for a school, this chart should follow the ABC Recommendation Data Form.

** FRL = Free/Reduced Lunch Status

*** LEP = Limited English Proficient

**** ESE = Exceptional Student Education

**Miami-Dade County Public Schools
Attendance Boundary Committee
Student Diversity Factors***

6052 - Miami Arts Studio 6-12 @ Zelda Glazer

| Student Diversity Factors | Current Percentage 2014-2015 | Projected Percentage 2015-2016 | Projected Percentage 2016-2017 |
|----------------------------------|-------------------------------------|---------------------------------------|---------------------------------------|
| White | 3% | 3% | 3% |
| Hispanic | 95% | 95% | 95% |
| Black (Non-Hispanic) | 0.6% | 0.6% | 0.5% |
| Asian | 0.9% | 0.9% | 0.9% |
| Indian | 0.1% | 0.1% | 0.1% |
| Multi-racial | 0.4% | 0.4% | 0.5% |
| FRL** | 75.1% | 76% | 76% |
| LEP*** | 12.3% | 13% | 10% |
| ESE**** (Excluding Gifted) | 11.1% | 11% | 10% |
| Male | 46% | 46% | 45% |
| Female | 54% | 54% | 55% |

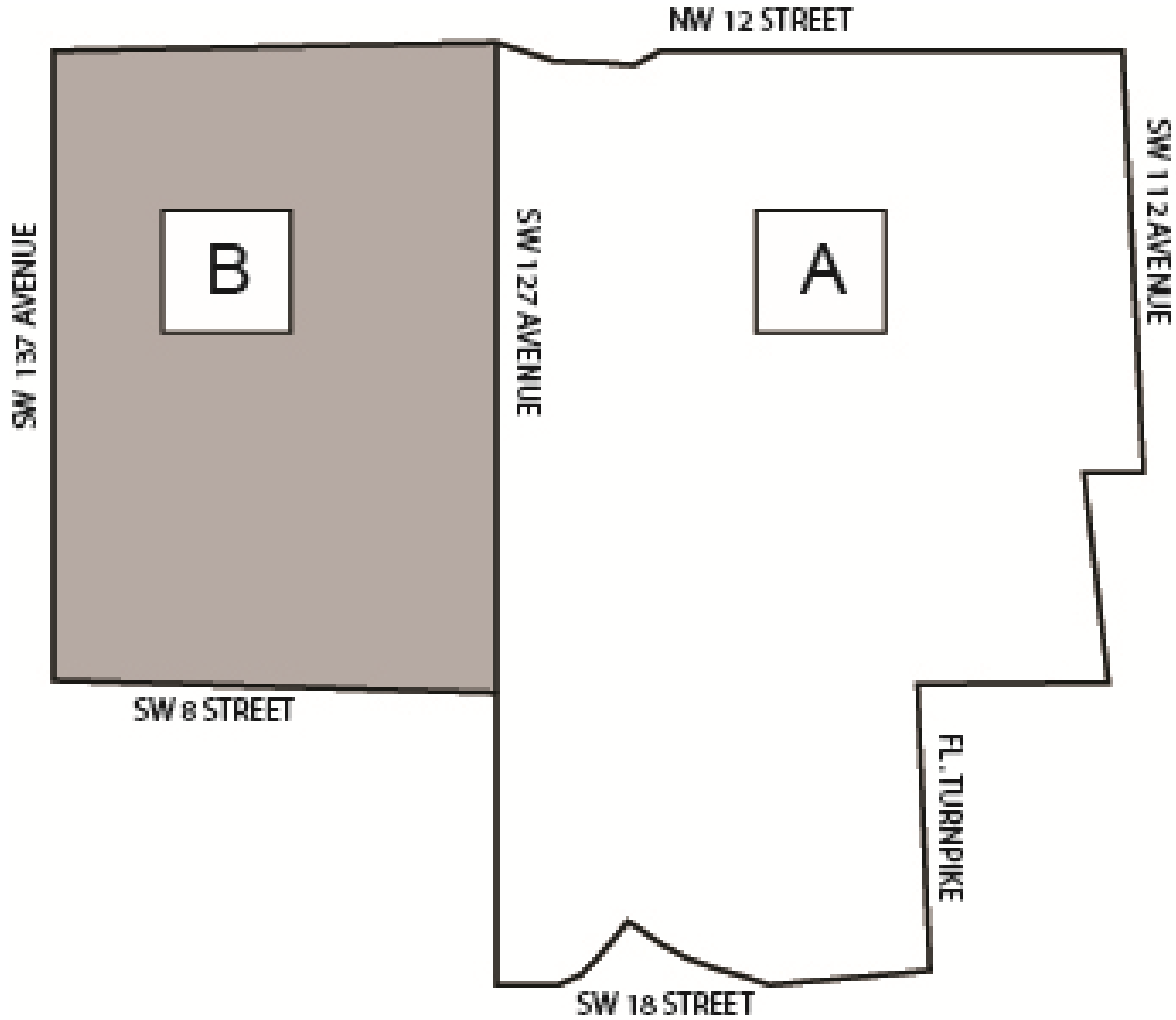
* This chart must be submitted for each school affected by an ABC Recommendation. When submitting an ABC Recommendation for a school, this chart should follow the ABC Recommendation Data Form.

** FRL = Free/Reduced Lunch Status

*** LEP = Limited English Proficient

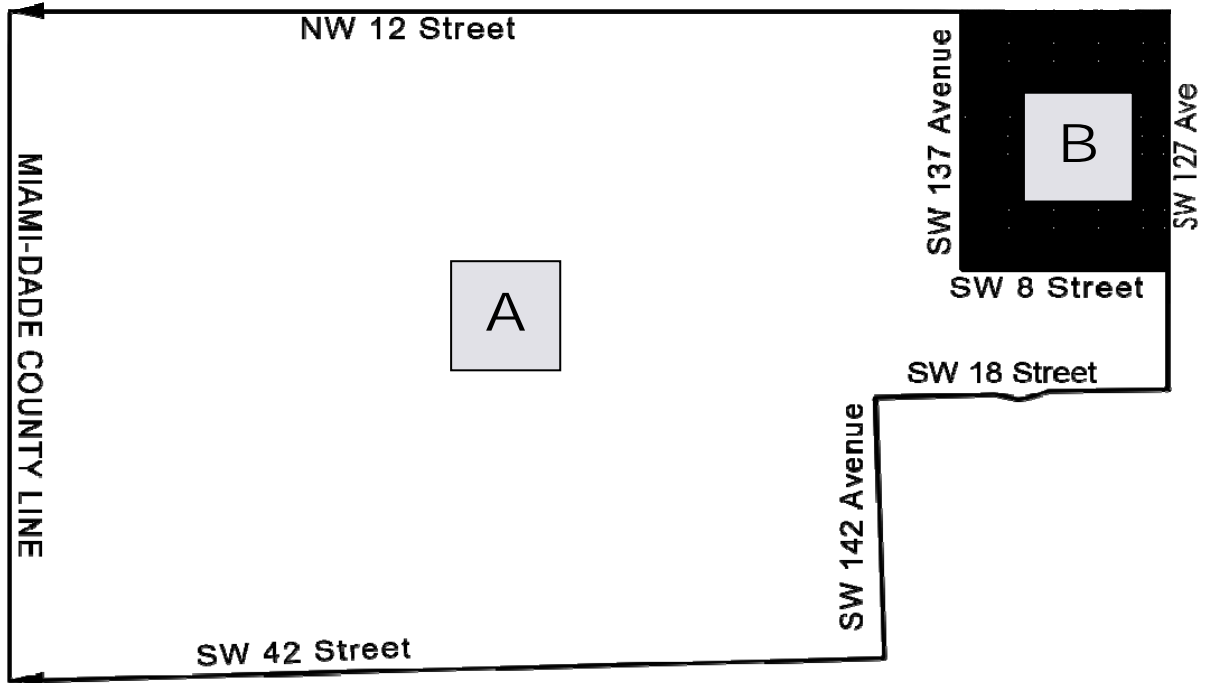
**** ESE = Exceptional Student Education

**PAUL W. BELL MIDDLE SCHOOL
11800 N.W. 2 STREET
MIAMI, FLORIDA 33182**



| | |
|----------|---|
| A | Area A represents Paul W. Bell Middle School's current boundary. With the proposed boundary reconfiguration, Paul W. Bell Middle School's boundary would also include Area B. |
| B | Area B is currently part of Miami Arts Studio 6-12 @ Zelda Glazer's boundary. |

**MIAMI ARTS STUDIO 6-12 @ ZELDA GLAZER
15015 S.W. 24 STREET
MIAMI, FLORIDA 33185**



| | |
|----------|---|
| A | Areas A and B represent Miami Arts Studio 6-12 @ Zelda Glazer's current boundary. The proposed boundary reconfiguration would eliminate Area B from Miami Arts Studio 6-12 @ Zelda Glazer's current boundary. |
| B | Area B would become part of Paul W. Bell Middle School's boundary. |

The School Board of Miami-Dade County, Florida adheres to a policy of nondiscrimination in employment and educational programs/activities and strives affirmatively to provide equal opportunity for all as required by:

Title VI of the Civil Rights Act of 1964 - prohibits discrimination on the basis of race, color, religion, or national origin.

Title VII of the Civil Rights Act of 1964 as amended - prohibits discrimination in employment on the basis of race, color, religion, gender, or national origin.

Title IX of the Education Amendments of 1972 - prohibits discrimination on the basis of gender.

Age Discrimination in Employment Act of 1967 (ADEA) as amended - prohibits discrimination on the basis of age with respect to individuals who are at least 40.

The Equal Pay Act of 1963 as amended - prohibits gender discrimination in payment of wages to women and men performing substantially equal work in the same establishment.

Section 504 of the Rehabilitation Act of 1973 - prohibits discrimination against the disabled.

Americans with Disabilities Act of 1990 (ADA) - prohibits discrimination against individuals with disabilities in employment, public service, public accommodations and telecommunications.

The Family and Medical Leave Act of 1993 (FMLA) - requires covered employers to provide up to 12 weeks of unpaid, job-protected leave to "eligible" employees for certain family and medical reasons.

The Pregnancy Discrimination Act of 1978 - prohibits discrimination in employment on the basis of pregnancy, childbirth, or related medical conditions.

Florida Educational Equity Act (FEEA) - prohibits discrimination on the basis of race, gender, national origin, marital status, or handicap against a student or employee.

Florida Civil Rights Act of 1992 - secures for all individuals within the state freedom from discrimination because of race, color, religion, sex, national origin, age, handicap, or marital status.

Title II of the Genetic Information Nondiscrimination Act of 2008 (GINA) - prohibits discrimination against employees or applicants because of genetic information.

Boy Scouts of America Equal Access Act of 2002 - no public school shall deny equal access to, or a fair opportunity for groups to meet on school premises or in school facilities before or after school hours, or discriminate against any group officially affiliated with Boy Scouts of America or any other youth or community group listed in Title 36 (as a patriotic society).

Veterans are provided re-employment rights in accordance with P.L. 93-508 (Federal Law) and Section 295.07 (Florida Statutes), which stipulate categorical preferences for employment.

In Addition:

School Board Policies 1362, 3362, 4362, and 5517 - Prohibit harassment and/or discrimination against students, employees, or applicants on the basis of sex, race, color, ethnic or national origin, religion, marital status, disability, genetic information, age, political beliefs, sexual orientation, gender, gender identification, social and family background, linguistic preference, pregnancy, and any other legally prohibited basis. Retaliation for engaging in a protected activity is also prohibited.

Revised: (07.14)