

Existing ConnectED Teacher Access to McGraw-Hill Florida Social Studies Online Content through the Miami-Dade County Teacher Portal





























You can now access your McGraw-Hill Social Studies content through your district Teacher portal.

Special Note

If you have never logged into ConnectED and do not already have a ConnectED username and password you will need the instructions for **NEW USERS**.

TEACHER ONLINE ACCESS

1. Access your district Teacher portal and Click on the eTextbook icon for your McGraw-Hill Social Studies Course

Course	Class Collaboration	eTextBook	Learning Village	Room	Period
M/J Homeroom				206	00
M/J Pre-Algebra				206	01
M/J Pre-Algebra				206	01
M/J Pre-Algebra				206	01
M/J Pre-Algebra				206	01
Algebra 1 Honors				206	02
M/J Pre-Algebra				206	03
M/J Pre-Algebra				206	03
Algebra 1 Honors				206	04
Algebra 1 Honors				206	05
M/J Mathematics 2				206	06

2. You will be asked if you would like to Create a New Account or Connect to an Existing ConnectED Account. Please be sure to select **Connect to Existing**.

Connect to Existing Account

You are about to create a new account in ConnectED.

If you have an existing account you can continue using it by clicking the **Connect to Existing** button below.

If you do not have an existing account, click the **Create New Account** button.

[Connect to Existing](#) [Create New Account](#)

3. After clicking **Connect to Existing**, you will enter your existing ConnectED username and password then click **Search**.

SEARCH FOR EXISTING ACCOUNT

Enter ConnectED Username:

Enter ConnectED Password:

4. Verify that your name is shown on this screen and your **Role** is "Teacher". To continue, click **Confirm**.