

## Existing ConnectED Teacher Access to McGraw-Hill Florida Social Studies Online Content through the Miami-Dade County Teacher Portal





























You can now access your McGraw-Hill Social Studies content through your district Teacher portal.

### \*Special Note\*

If you have never logged into ConnectED and do not already have a ConnectED username and password you will need the instructions for **NEW USERS**.

### TEACHER ONLINE ACCESS

1. Access your district Teacher portal and Click on the eTextbook icon for your McGraw-Hill Social Studies Course

Course	Class Collaboration	eTextBook	Learning Village	Room	Period
M/J Homeroom				206	00
M/J Pre-Algebra				206	01
M/J Pre-Algebra				206	01
M/J Pre-Algebra				206	01
M/J Pre-Algebra				206	01
Algebra 1 Honors				206	02
M/J Pre-Algebra				206	03
M/J Pre-Algebra				206	03
Algebra 1 Honors				206	04
Algebra 1 Honors				206	05
M/J Mathematics 2				206	06

2. You will be asked if you would like to Create a New Account or Connect to an Existing ConnectED Account. Please be sure to select **Connect to Existing**.

### Connect to Existing Account

You are about to create a new account in ConnectED.

If you have an existing account you can continue using it by clicking the **Connect to Existing** button below.

If you do not have an existing account, click the **Create New Account** button.

[Connect to Existing](#) [Create New Account](#)

- After clicking **Connect to Existing**, you will enter your existing ConnectED username and password then click **Search**.

**SEARCH FOR EXISTING ACCOUNT**

Enter ConnectED Username:

Enter ConnectED Password:

- Verify that your name is shown on this screen and your **Role** is “Teacher”. To continue, click **Confirm**.

The next step is to redeem Master Codes to access your online content. Your district Master Codes have been provided here. Master Codes are for teacher use only.

**-Do not distribute Master Codes to your students.**

**-You will enter both the Teacher Center and Student Center Master Code for your title.**

**-If you have already completed this step and have both the Teacher and Student Edition in your ConnectED book bag you do not need to complete this step again.**

Elementary Social Studies	Master Code
Social Studies Grade 5 Teacher Center	KGWL-FRS1-GD33-TN8D
Social Studies Grade 5 Student Center	JH6O-HOEH-H5GZ-5WRH
Middle School Social Studies	Master Code
MS US History Teacher Center	NRD-2V89-XNF8-5GJ2
MS US History Student Center	Z14Y-DOMM-KW61-1XY9
Civics Teacher Center	X7Z6-X9QE-QSKT-JYEK
Civics Student Center	XL9P-FM8P-QDHR-YPWH
MS World History Teacher Center	G3ZR-WQWK-3X75-F4XW
MS World History Student Center	H4YF-K88F-1B3B-NSMM
High School Social Studies	Master Code
HS US History Teacher Center	3QEV-2YZ1-BT59-GCY1
HS US History Student Center	J9WV-KT13-B7QL-KRZY

### **REDEEM TEACHER CENTER MASTER CODES**

- Click the **Redeem Master Code** button to add your Teacher Center Master Code (above).
- Enter the 16-digit Teacher Center Master Code for each title you will need to access. *(For your convenience you can copy and paste the code from this document in the first text field.)*
- Click **Next**
- Verify the book information. Then select **Add Content**.
- Click **OK** to confirm.

### **REDEEM STUDENT CENTER MASTER CODES**

- From your teacher ConnectED Home Page, click the **Redeem Master Code** button to add your Student Center Master Code (above).
- Set an End Date, which should correspond to your end of school year in 2013.
- The system will generate a 12-digit Student Redemption Code. **You will provide this to your students to add the book to their virtual book bag**