

Ms. Perla Tabares Hantman, Chair

**SUBJECT: SCHOOL BOARD ENDORSEMENT OF THE 2016
WELCOME BACK TO SCHOOL SAFETY FLYER FOR
DISTRIBUTION DURING THE FIRST WEEK OF SCHOOL**

**COMMITTEE: INNOVATION, GOVERNMENT RELATIONS, AND
COMMUNITY ENGAGEMENT**

**LINK TO STRATEGIC
BLUEPRINT: SAFE, HEALTHY, AND SUPPORTIVE LEARNING
ENVIRONMENT**

The Miami-Dade County Public Schools Community Traffic Safety Team (CTST) has, for the past ten years, partnered with the School District to promote student pedestrian/bicycle safety in our neighborhoods. The CTST is a locally based team of multi-jurisdictional agencies under the auspices of the Florida Department of Transportation.

The CTST recognizes that student pedestrian safety initiatives are an important component of overall traffic safety in our schools and surrounding communities, and is a strong advocate of community-based involvement to ensure pedestrian awareness and safe driving skills. To that end, the CTST encourages parents and student drivers to follow posted school speed zone signs, crosswalk signs, and parking laws.

With this in mind, and for the past several years, the CTST has developed a school flyer containing safety messages that promote student traffic safety at the elementary, middle, and high school levels. The 2016 safety flyer (see attached, also translated into Spanish and Creole) will be distributed to all District schools via the District Weekly Briefing format, and postings on school websites. The messages are short and simple, but the potential of saving lives and avoiding costly police enforcement violations is high.

**ACTION PROPOSED BY CHAIR
PERLA TABARES HANTMAN:**

That The School Board of Miami-Dade County, Florida, endorse the 2016 Welcome Back to School Safety Flyer for distribution during the first week of school.

BACK TO SCHOOL





This safety message is brought to you by School Board Chair Perla Tabares Hantman, District IV. In collaboration with Miami-Dade County Public Schools, Your Local Community Traffic Safety Teams and its partners.

Be SMART. Be SAFE.




WALKING SAFELY:

- Walking to school promotes health, saves gas, saves time, and reduces traffic congestion around schools.
- STOP at the curb/edge of pavement, and look LEFT-RIGHT-LEFT before crossing a street. Always use designated crosswalks and pedestrian signals with a crossing guard, when available. Do not cross in front of a vehicle unless you know for sure the driver clearly sees you, and has come to a complete stop.
- Be familiar with your surroundings, and NEVER accept rides from strangers!
- Always obey the directions of the Crossing Guard.




BICYCLING SAFELY:

- Get ready to ride by putting on a properly-fitted helmet and doing a pre-ride ABC Quick check (air, brakes, chain and quick release) of the bike to make sure it is safe to ride. Be predictable! Follow the rules of the road at all times.
- Be visible! When cycling (or walking) in the daytime wear bright colors. During dawn, dusk and at night, use reflective gear (even on backpacks). Your bike should include front white headlights and rear red taillights in order to be more visible to drivers. Carry a flashlight.



DRIVING SAFELY:

- Obey all posted speed signs.
- When stopping, standing, or parking your vehicle, please use the designated areas only.
- Buckle Up - and Don't Text and Drive!



RIDING BUSES SAFELY:

School Bus Safety Tips - for children:

- When walking to a bus stop, use sidewalks if available. If there is no sidewalk, walk on the left facing traffic.
- Never speak to strangers at the bus stop or get into a stranger's car.
- Wait for the bus to arrive. Watch for the red flashing lights and the Stop arm to extend.
- When riding in a bus, always wear your seatbelt, obey the driver, and - when exiting the bus to cross the street - cross *in front* of the bus so the bus driver can see you. Do not dart into the next lane of traffic without checking!

School Bus Safety Tips - for drivers:

- Red flashing lights and an extended stop arm signal indicate the bus is stopped and that children are getting on or off. All cars must stop a safe distance away and not proceed until the red lights stop flashing.

