


SCHOOL BOARD CONFERENCE SESSION

ATTENDANCE ZONE RECOMMENDATIONS 2022-2023



WEDNESDAY, APRIL 13, 2022

Attendance Boundary Committee (ABC) Timeline at a Glance

Thursday, October 28, 2021

Orientation meeting for ABC members

Thursday, November 18, 2021

Presentation of initially targeted/advised school recommendations to ABC

Friday, November 19, 2021

Principals of initially targeted/advised schools were notified, and communications were sent to parents

Thursday, December 2, 2021

ABC identified final targeted/advised schools

Friday, December 3, 2021

Principals of final targeted/advised schools were notified

January 10, 2022 – January 28, 2022

Community Meetings were held

Thursday, February 24, 2022

ABC reviewed recommendations submitted by community/Region Offices and approved the final targeted and advised schools

Thursday, March 17, 2022

ABC boundary recommendations were presented at the Diversity, Equity, and Excellence Advisory Committee (DEEAC) meeting

Wednesday, April 13, 2022

School Board Conference Session and Initial Reading for Attendance Zones 2022-2023

Wednesday, June 22, 2022

School Board Meeting - Final Reading
Attendance Zones for 2022-2023

ATTENDANCE BOUNDARY COMMITTEE

School Board Member Representatives

- Ms. Mirca Aboud (Ms. Perla Tabares Hantman, Board Chair- District 4)
- Mr. Larry T. Williams (Dr. Steve Gallon III, Board Vice-Chair- District 1)
- Ms. Regina Davis (Dr. Dorothy Bendross-Mendingall, Member- District 2)
- Ms. Jelena Demetriades (Ms. Lucia Baez-Geller, Member, District 3)
- Mr. Rafael Pineyro (Ms. Christi Fraga, Member, District 5)
- Ms. Cynthia Gracia (Ms. Mari Tere Rojas, Member, District 6)
- Mr. Alfred Billings (Dr. Lubby Navarro, Member, District 7)
- Ms. Rhonda Smith (Dr. Marta Perez, Member, District 8)
- Ms. Tamia Spells (Ms. Luisa Santos, Member District 9)

Superintendent's Representatives

- Mr. Jeffrey Codallo, ABC Chair
- Mr. Don Kearns
- Mr. Jorge Garcia
- Ms. Meriel Seymore
- Dr. Susan Trauschke Webb

Diversity, Equity and Excellence Advisory Committee (DEEAC) Representative

- Dr. Marta Hernandez

Parent-Teacher Association(PTA)/ Parent Teacher Student Association (PTSA) Representative

- Dr. Nancy Lawther

District Advisory Panel for Exceptional Student Education Representative

- Mr. Enrique Escallon

TARGETED AND ADVISED SCHOOLS

TARGETED SCHOOLS:

- (10) Schools (North Region)
- (2) Schools (Central Region)

ADVISED SCHOOLS:

- (4) Central Region
- (2) South Region

MIAMI-DADE COUNTY PUBLIC SCHOOLS
ATTENDANCE BOUNDARY COMMITTEE (ABC)
2021-2022 FINAL TARGETED AND FINAL ADVISED SCHOOLS

NORTH REGION			
FINAL TARGETED SCHOOLS		FINAL ADVISED SCHOOLS	
6281	THOMAS JEFFERSON MIDDLE SCHOOL		None
6301	JOHN F. KENNEDY MIDDLE SCHOOL		
6591	NORTH DADE MIDDLE SCHOOL		
6631	NORTH MIAMI MIDDLE SCHOOL		
0361	BISCAYNE GARDENS ELEMENTARY SCHOOL		
0341	ARCH CREEK ELEMENTARY SCHOOL		
2241	GRATIGNY ELEMENTARY SCHOOL		
4021	OAK GROVE ELEMENTARY SCHOOL		
2911	LINDA LENTIN K-8 CENTER		
5141	HUBERT O. SIBLEY K-8 CENTER		

CENTRAL REGION			
FINAL TARGETED SCHOOLS		FINAL ADVISED SCHOOLS	
5561	FRANCES S. TUCKER ELEMENTARY SCHOOL	0721	GEORGE W. CARVER ELEMENTARY SCHOOL
2041	BENJAMIN FRANKLIN K-8 CENTER	0841	COCONUT GROVE ELEMENTARY SCHOOL
		0961	CORAL GABLES PREPARATORY ACADEMY
		6741	PONCE DE LEON MIDDLE SCHOOL


SOUTH REGION			
FINAL TARGETED SCHOOLS		FINAL ADVISED SCHOOLS	
	NONE	0125	NORMA BUTLER BOSSARD ELEMENTARY SCHOOL
		3281	MIAMI HEIGHTS ELEMENTARY SCHOOL

CENTRAL REGION OFFICE

ATTENDANCE BOUNDARY COMMITTEE (ABC)

PROPOSED ATTENDANCE BOUNDARY RECOMMENDATIONS 2022-2023

WEDNESDAY, APRIL 13, 2022



PROPOSED ATTENDANCE BOUNDARY RECOMMENDATIONS 2022-2023



FRANCES S. TUCKER K-8 CENTER

Dr. Michael A. Lewis
Region Superintendent

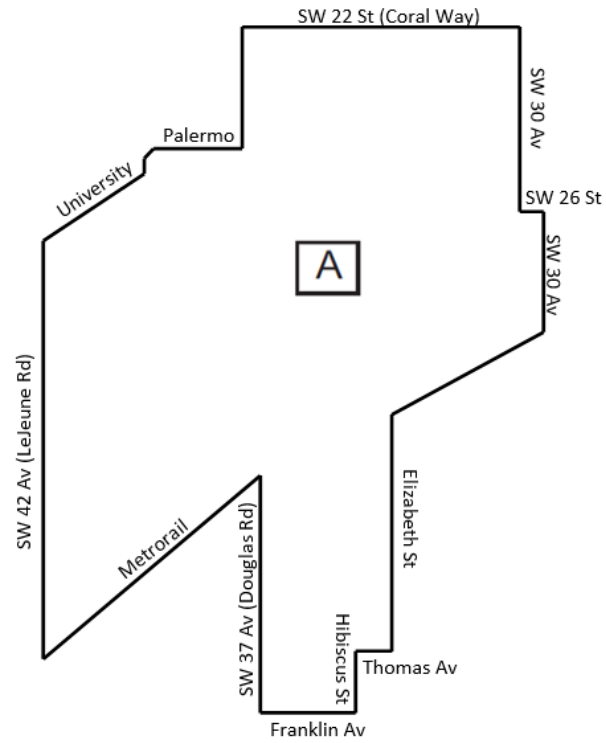
Dr. Eric Acosta
ABC Region Director

RECOMMENDATIONS

- Frances S. Tucker is the recipient of the 2021 Magnet Schools Assistance Program (MSAP) Grant. As a result, Frances S. Tucker Elementary will be converted into a K-8 Center.
- The Science, Technology, and Arts Exploration & Innovation Program (STArts Program) will open a new K-8, schoolwide STEAM magnet program at Frances S. Tucker K-8 Center.
- No changes will be made to the current attendance boundaries of Frances S. Tucker K-8 Center.

PROPOSED BOUNDARIES

Frances S Tucker Elementary
3500 Douglas Road
Miami, FL 33133

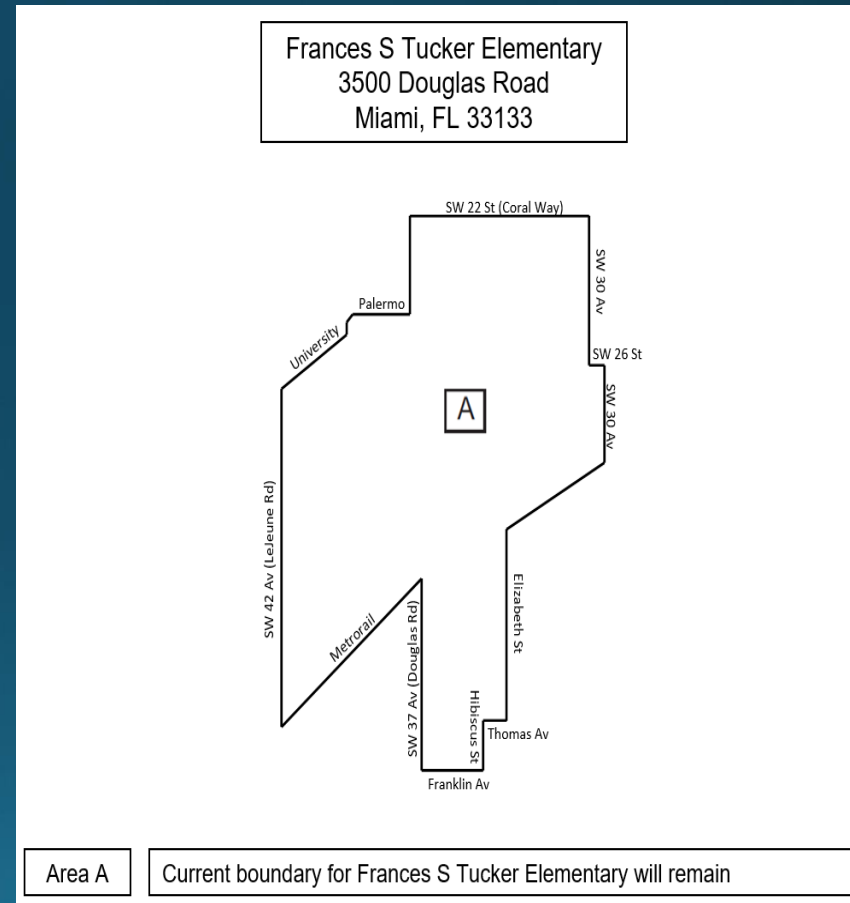


Area A

Current boundary for Frances S Tucker Elementary will remain

RECOMMENDATIONS

- Begin at Douglas Road (SW 37 Avenue) and SW 22 Street,
East on SW 22 Street to SW 31 Avenue
South to SW 26 Street
East to SW 30 Avenue
South to Metrorail
Southwest to Elizabeth Street
South to Thomas Avenue
West to Hibiscus Street
South to Franklin Avenue
West to Douglas Road
North to the Metrorail
Southwest to LeJeune Road (SW 42 Ave)
North to University Drive
Northeast to Palermo
East to Douglas Road (SW 37 Avenue)
North to SW 22 Street,
point of beginning



EFFECTS

Beginning with the 2022-2023 School Year:

- Frances S. Tucker K-8 Center will phase in one grade of middle school in each subsequent year until it becomes a full complementary K-8 Center.
- Students in grades K-6 will participate in the STArts Program.
- Students throughout Miami-Dade County can apply to the Science, Technology, and Arts Exploration & Innovation Magnet Program at Frances S. Tucker K-8 Center.
- Students currently in grade 5 residing in the Frances S. Tucker K-8 Center boundaries will have the option of attending Ponce de Leon Middle School as the traditional Middle School choice.
- Students currently in grade 5 who are in the STArts Program, but do not reside within the Frances S Tucker K-8 Center boundaries, have the option to remain at Frances S. Tucker K-8 Center for the middle grades.

**Miami Dade County Public Schools
Attendance Boundary Committee (ABC)
STUDENT DIVERSITY FACTORS***

FRANCES S. TUCKER ELEMENTARY #5561

STUDENT DIVERSITY FACTORS	PROJECTED 2022-2023	PROJECTED 2023-2024
WHITE	5%	5%
HISPANIC	58%	57%
BLACK (Non-Hispanic)	36%	37%
ASIAN	1%	1%
INDIAN	0%	0%
MULTI-RACIAL	0%	0%
FRL**	88%	88%
ELL***	18%	18%
ESE**** (Excluding Gifted)	26%	28%
MALE	54%	54%
FEMALE	46%	46%

*This chart must be submitted for each school affected by an ABC recommendation. When submitting an ABC Recommendation for a school, this chart should follow the ABC Recommendation Data Form.

** FRL = Free/Reduced Lunch Status

*** ELL = English Language Learners

**** ESE = Exceptional Student Education

**Miami Dade County Public Schools
Attendance Boundary Committee (ABC)
Capacity Membership Data**

FRANCES S. TUCKER K-8 CENTER


CAPACITY MEMBERSHIP	PROJECTED 2022-2023	PROJECTED 2023-2024
GRADE CONFIGURATION	PreK – 6	PreK – 7
STUDENT ENROLLMENT	303	341
PERM FISH CAP	540	540
% UTILIZATION PERM FISH CAP	56%	63%
PERM & TEMP FISH CAP	540	540
% UTILIZATION PERM & TEMP	56%	63%

NORTH REGION OFFICE

ATTENDANCE BOUNDARY COMMITTEE (ABC)

PROPOSED ATTENDANCE BOUNDARY RECOMMENDATIONS 2022-2023

WEDNESDAY, APRIL 13, 2022



PROPOSED ATTENDANCE BOUNDARY RECOMMENDATIONS 2022-2023



THOMAS JEFFERSON / BISCAYNE GARDENS K-8 ACADEMY

Dr. Verena Cabrera
Region Superintendent

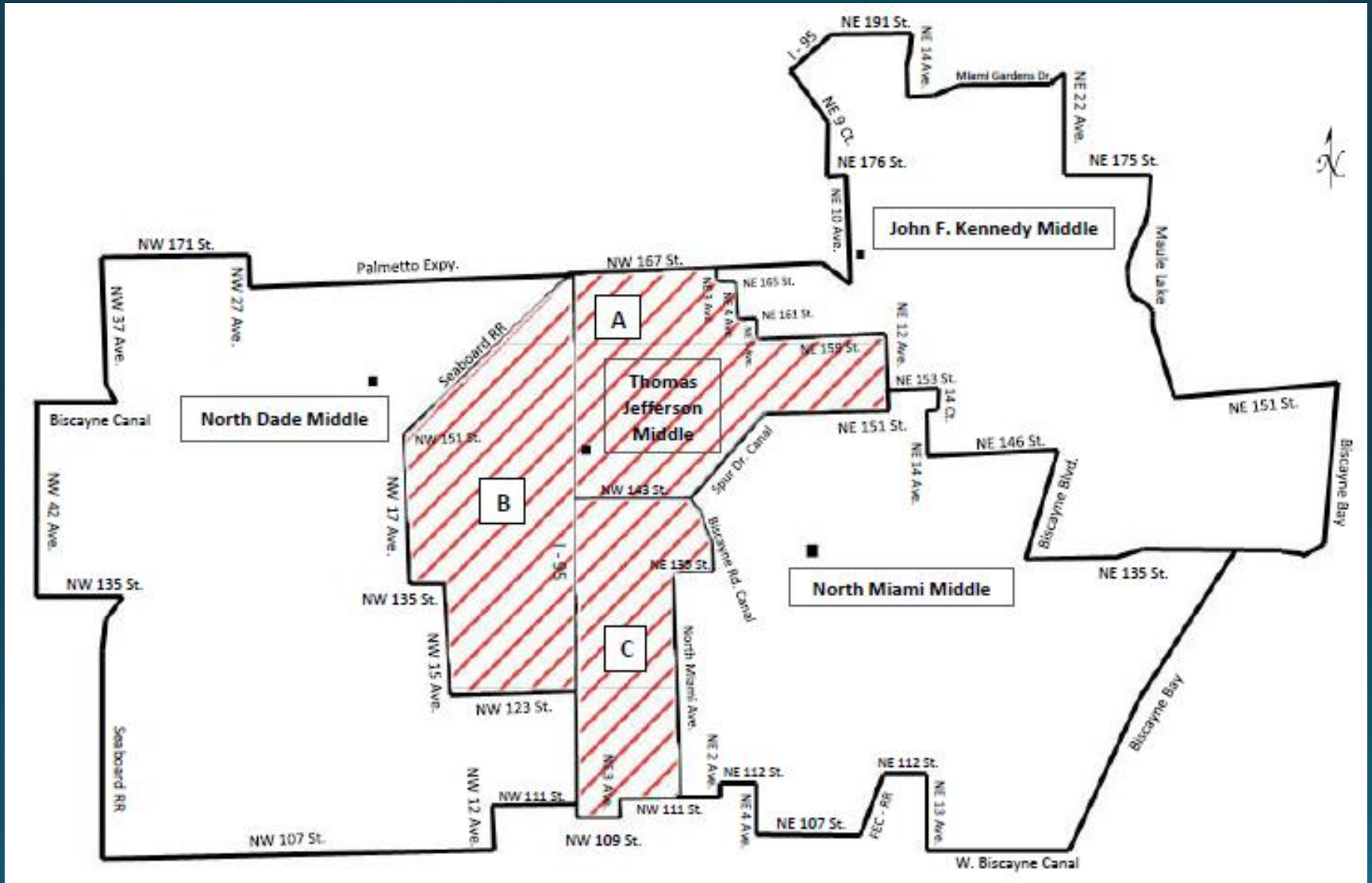
Mr. Leonard Torres
ABC Region Director

RECOMMENDATIONS

As a result of the Thomas Jefferson Middle School and Biscayne Gardens Elementary conversion to a K-8 Academy, the recommendation is to dissolve the Thomas Jefferson Middle School boundary and establish new boundaries for the following middle schools:

- John F. Kennedy Middle
- North Dade Middle
- North Miami Middle

CURRENT BOUNDARIES



PROPOSED BOUNDARIES

Thomas Jefferson Middle

525 NW 147 Street
Miami, Florida 33168

John F. Kennedy Middle

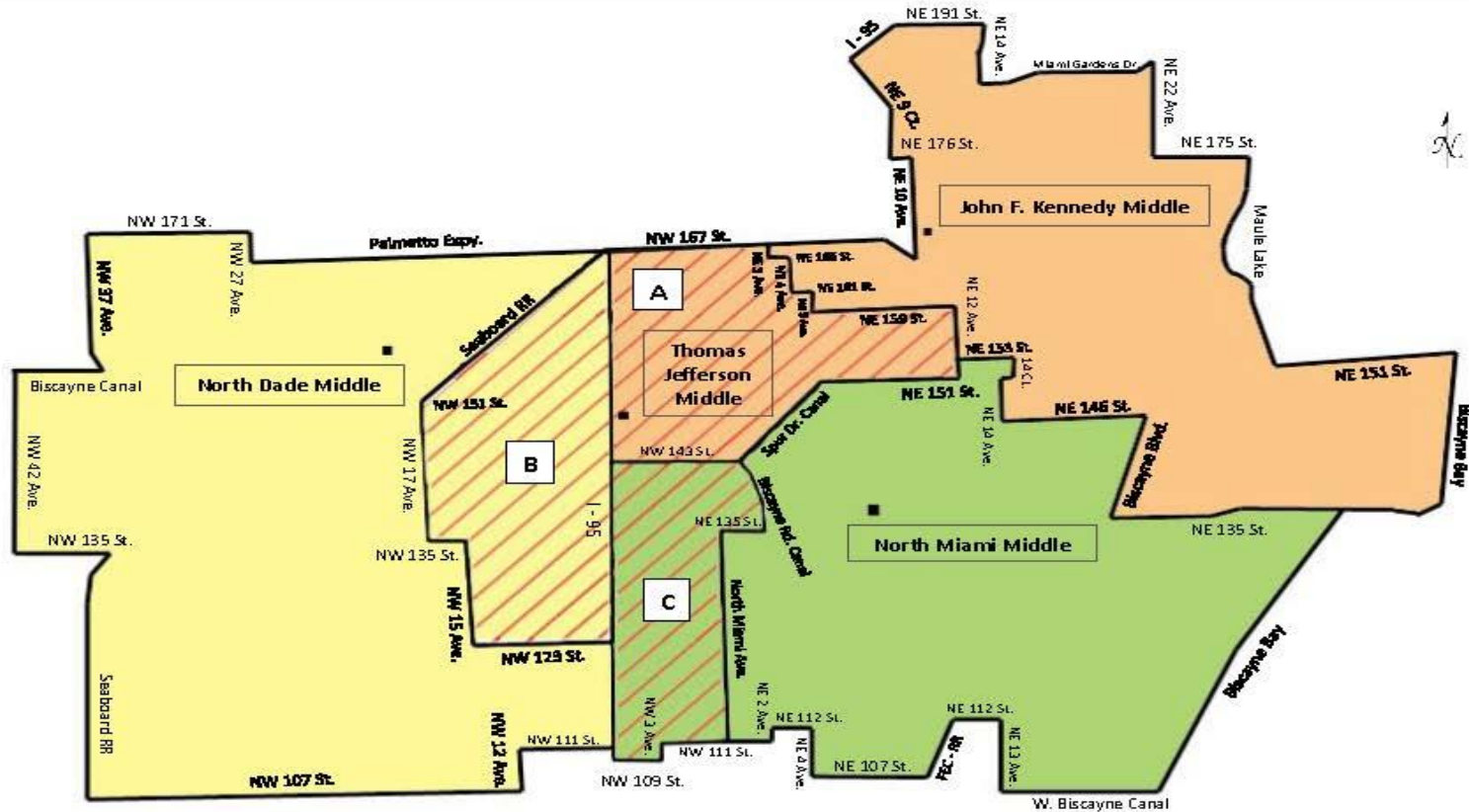
1075 NE 167 Street
Miami, Florida 33162

North Dade Middle

1840 NW 157 Street
Miami Gardens, Florida 33054

North Miami Middle

700 NE 137 Street
North Miami, Florida 33161



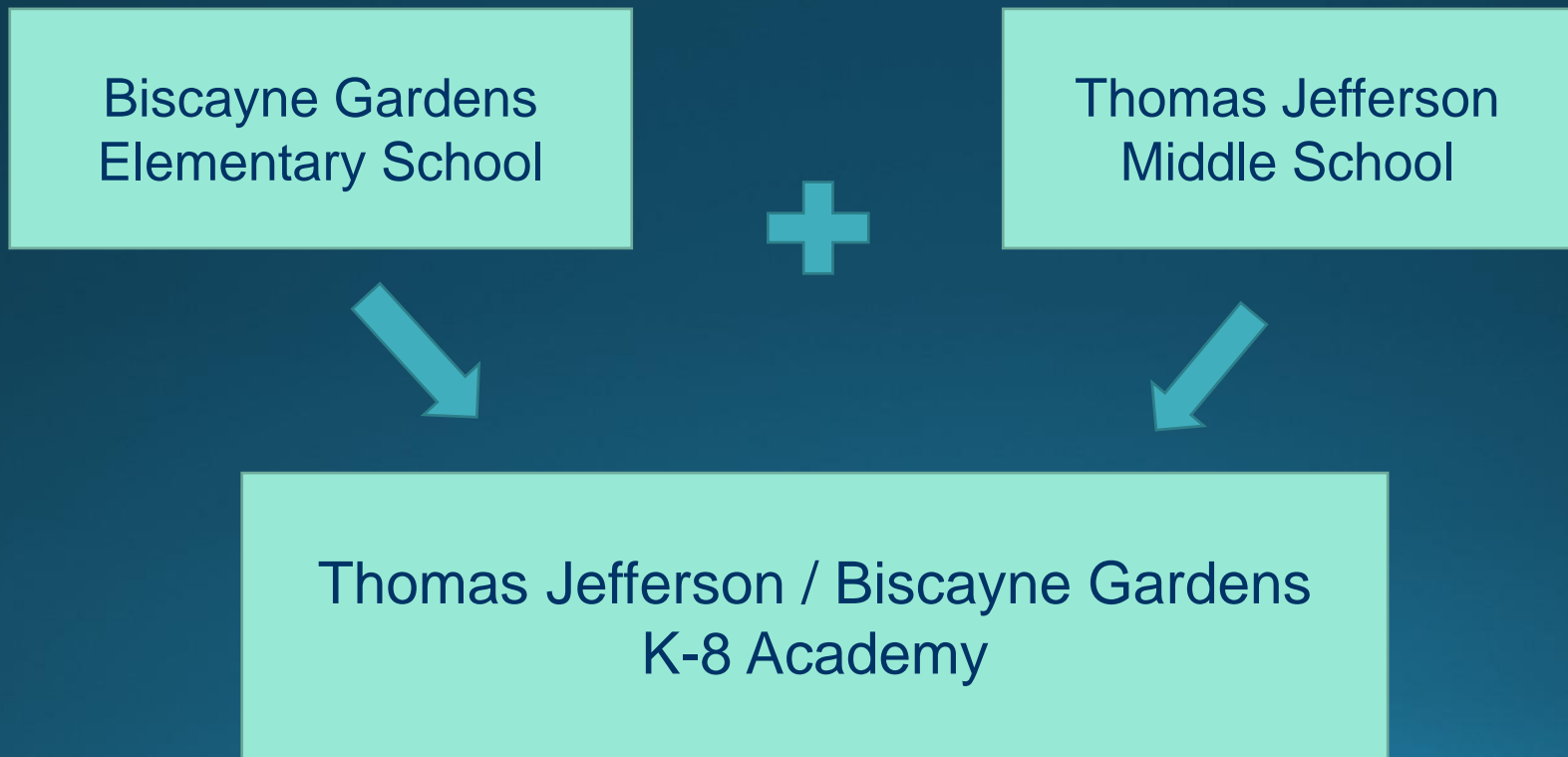
<div style="display: flex; justify-content: space-around;"> <div style="border: 1px solid black; padding: 5px; width: 30px; height: 30px; text-align: center;">A</div> <div style="border: 1px solid black; padding: 5px; width: 30px; height: 30px; text-align: center;">B</div> </div> <div style="border: 1px solid black; padding: 5px; width: 30px; height: 30px; text-align: center; margin-top: 5px;">C</div>	<p>Areas A, B and C represent the current boundary assigned to Thom as Jefferson Middle School.</p>	<div style="border: 1px solid black; padding: 5px; width: 30px; height: 30px; text-align: center; margin: 0 auto;">A</div>	<p>Area assigned from Thomas Jefferson Middle to John F. Kennedy Middle</p>	<div style="border: 1px solid black; padding: 5px; width: 30px; height: 30px; text-align: center; margin: 0 auto;">B</div>	<p>Area assigned from Thomas Jefferson Middle to North Dade Middle</p>	<div style="border: 1px solid black; padding: 5px; width: 30px; height: 30px; text-align: center; margin: 0 auto;">C</div>	<p>Area assigned from Thomas Jefferson Middle to North Miami Middle</p>
--	---	--	---	--	--	--	---

EFFECTS

- The current Thomas Jefferson Middle School boundary will be incorporated into the surrounding middle schools.
- The middle schools impacted by this reconfiguration are:
 - John F. Kennedy Middle
 - North Dade Middle
 - North Miami Middle
- These schools will extend their boundaries to include the area previously assigned to Thomas Jefferson Middle.

EFFECTS

The current student cohorts ranging from kindergarten through seventh grade from Biscayne Gardens Elementary and Thomas Jefferson Middle will be combined at the new Thomas Jefferson/Biscayne Gardens K-8 Academy beginning with the 2022-2023 school year.



EFFECTS

Beginning with the 2022-2023 school year, sixth through eighth-grade students may remain at the new K-8 Academy or may choose to attend a traditional middle school as assigned by their resident address.

6th - 8th Grade Students at

Thomas Jefferson / Biscayne Gardens
K-8 Academy

May attend a traditional middle school

North Dade
Middle School

John F.
Kennedy Middle
School

North Miami
Middle School

EFFECTS

Current fifth-grade students attending the following elementary schools:

Arch Creek
Elementary

Gratigny
Elementary

Oak Grove
Elementary

that reside within the current Thomas Jefferson Middle school boundary will now attend the middle school listed below that corresponds to their resident address based on the newly established 2022-2023 middle school boundaries.

North Miami
Middle School

John F. Kennedy
Middle School

EFFECTS

Current fifth-grade students attending the following K-8 Centers :

Linda Lentin
K-8 Center

Thomas Jefferson /
Biscayne Gardens
K-8 Academy

Benjamin
Franklin
K-8 Center

Hubert O.
Sibley
K-8 Academy

that reside within the Thomas Jefferson Middle school boundary will have a change in the traditional middle school option corresponding to their resident address based on the newly established 2022-2023 middle school boundaries.

John F. Kennedy
Middle School

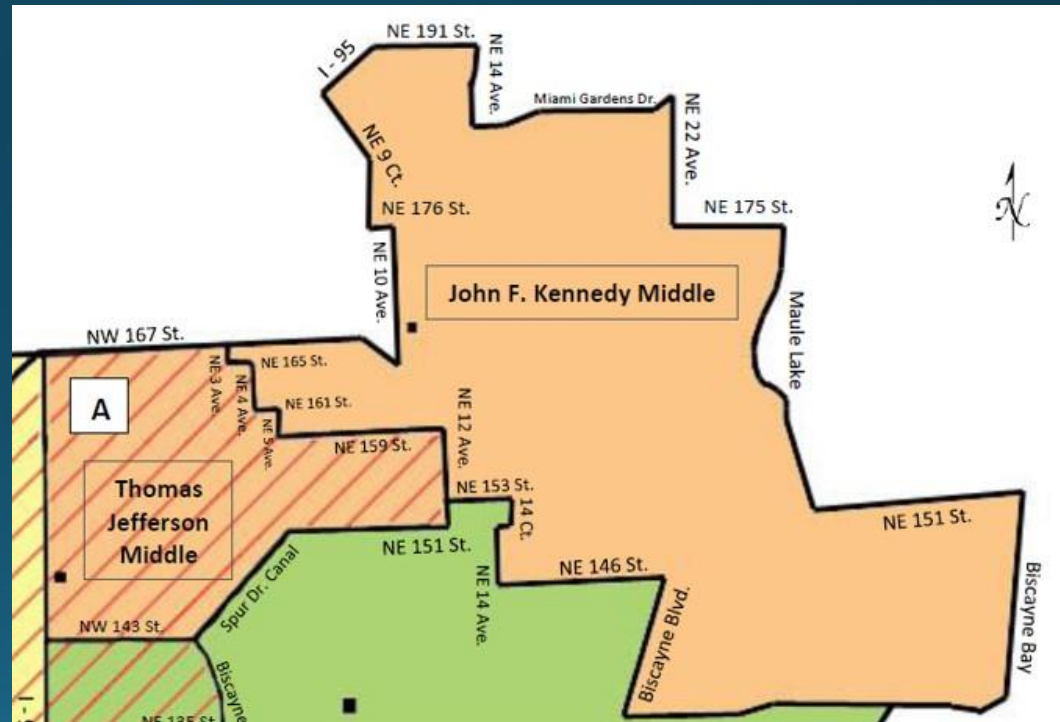
North Dade
Middle School

North Miami
Middle School

RECOMMENDATIONS

JOHN F. KENNEDY MIDDLE

- Begin at NE 191 Street and Seaboard Railroad (I-95),
East to NE 14 Avenue
South to Miami Gardens Drive
East to NE 22 Avenue
South to NE 175 Street
East to Maule Lake
South through Maule Lake to
NE 151 Street
East to Biscayne Bay
South to NE 135 Street
West to Biscayne Boulevard
North to NE 146 Street
West to NE 14 Avenue
North to NE 151 Street
East to NE 14 Court
North to NE 153 Street
West to NE 12 Avenue



EFFECTS

JOHN F. KENNEDY MIDDLE SCHOOL

Beginning with the 2022-2023 School Year:

- There are 117 additional rising 6th graders in the newly assigned John F. Kennedy Middle School boundary.
- District enrollment trends have shown that students from a K-8 setting tend to remain at the K-8 location for middle grades. Therefore, the anticipated impact to John F. Kennedy Middle School is approximately 61 additional students.

**Miami Dade County Public Schools
Attendance Boundary Committee (ABC)
STUDENT DIVERSITY FACTORS***

JOHN F. KENNEDY MIDDLE #6301

STUDENT DIVERSITY FACTORS	PROJECTED 2022-2023	PROJECTED 2023-2024
WHITE	2%	2%
HISPANIC	18%	17%
BLACK (Non-Hispanic)	77%	78%
ASIAN	2%	2%
INDIAN	0%	0%
MULTI-RACIAL	1%	1%
FRL**	89%	90%
ELL***	12%	11%
ESE**** (Excluding Gifted)	17%	17%
MALE	50%	48%
FEMALE	50%	52%

*This chart must be submitted for each school affected by an ABC recommendation. When submitting an ABC Recommendation for a school, this chart should follow the ABC Recommendation Data Form.

** FRL = Free/Reduced Lunch Status

*** ELL = English Language Learners

**** ESE = Exceptional Student Education

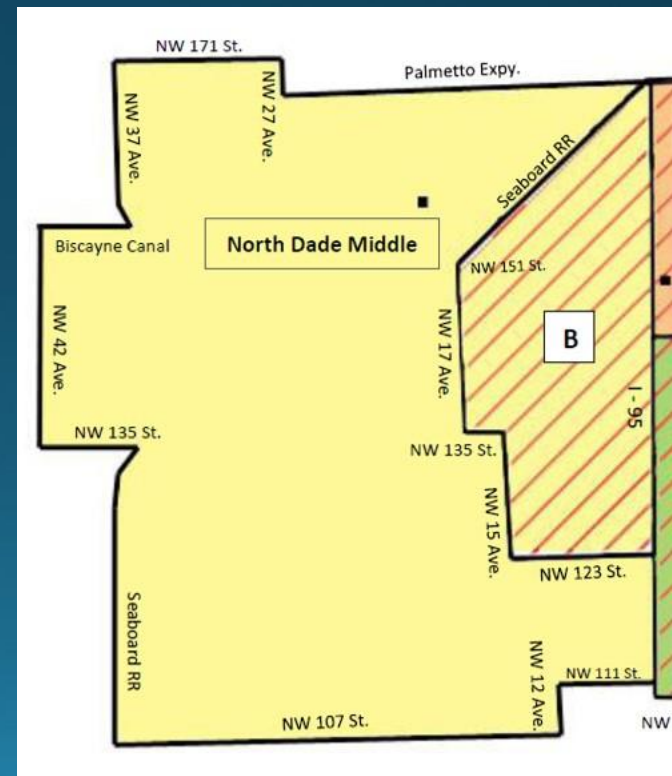
**Miami Dade County Public Schools
Attendance Boundary Committee (ABC)
Capacity Membership Data**

JOHN F. KENNEDY MIDDLE

CAPACITY MEMBERSHIP	PROJECTED 2022-2023	PROJECTED 2023-2024
GRADE CONFIGURATION	6-8	6-8
STUDENT ENROLLMENT	1,115	1,152
PERM FISH CAP	1,358	1,358
% UTILIZATION PERM FISH CAP	82%	85%
PERM & TEMP FISH CAP	1,358	1,358
% UTILIZATION PERM & TEMP	82%	85%

RECOMMENDATIONS NORTH DADE MIDDLE

- Begin at NW 37 Avenue and NW 171 Street,
East to NW 27 Avenue
South to Palmetto Expressway (SR826) (NW 167 Street)
East on Palmetto Expressway (SR826) to Seaboard Railroad (I-95)
South to NW 111 Street
West to NW 12 Avenue
South to NW 107 Street
West to Seaboard Railroad
North along Seaboard Railroad To
NW 135 Street
West to NW 42 Avenue
North to Biscayne Canal
East to NW 37 Avenue
North to NW 171 Street
point of beginning.



EFFECTS

NORTH DADE MIDDLE SCHOOL

Beginning with the 2022-2023 School Year:

- There are 166 additional rising 6th graders in the newly assigned North Dade Middle School boundary. These K-8 students can select North Dade Middle as a traditional middle school option.
- These identified students are from the Thomas Jefferson/Biscayne Gardens K-8 Academy and Benjamin Franklin K-8 Center.
- District enrollment trends have shown that students from a K-8 setting tend to remain at the K-8 location for middle grades. Therefore, the anticipated impact to North Dade Middle School is minimal.

**Miami Dade County Public Schools
Attendance Boundary Committee (ABC)
STUDENT DIVERSITY FACTORS***

NORTH DADE MIDDLE #6591

STUDENT DIVERSITY FACTORS	PROJECTED 2022-2023	PROJECTED 2023-2024
WHITE	1%	1%
HISPANIC	23%	25%
BLACK (Non-Hispanic)	75%	73%
ASIAN	0%	0%
INDIAN	0%	0%
MULTI-RACIAL	1%	1%
FRL**	94%	93%
ELL***	19%	21%
ESE**** (Excluding Gifted)	13%	11%
MALE	52%	50%
FEMALE	48%	50%

*This chart must be submitted for each school affected by an ABC recommendation. When submitting an ABC Recommendation for a school, this chart should follow the ABC Recommendation Data Form.

** FRL = Free/Reduced Lunch Status

*** ELL = English Language Learners

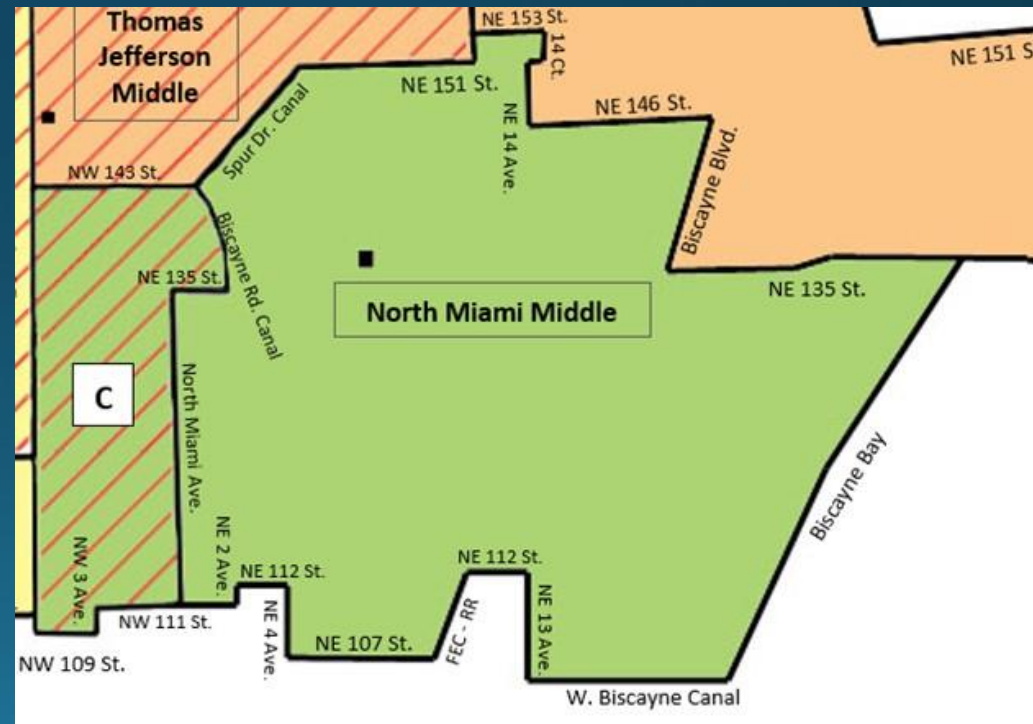
**** ESE = Exceptional Student Education

**Miami Dade County Public Schools
Attendance Boundary Committee (ABC)
Capacity Membership Data
NORTH DADE MIDDLE**

CAPACITY MEMBERSHIP	PROJECTED 2022-2023	PROJECTED 2023-2024
GRADE CONFIGURATION	6-8	6-8
STUDENT ENROLLMENT	409	402
PERM FISH CAP	794	794
% UTILIZATION PERM FISH CAP	52%	51%
PERM & TEMP FISH CAP	794	794
% UTILIZATION PERM & TEMP	52%	51%

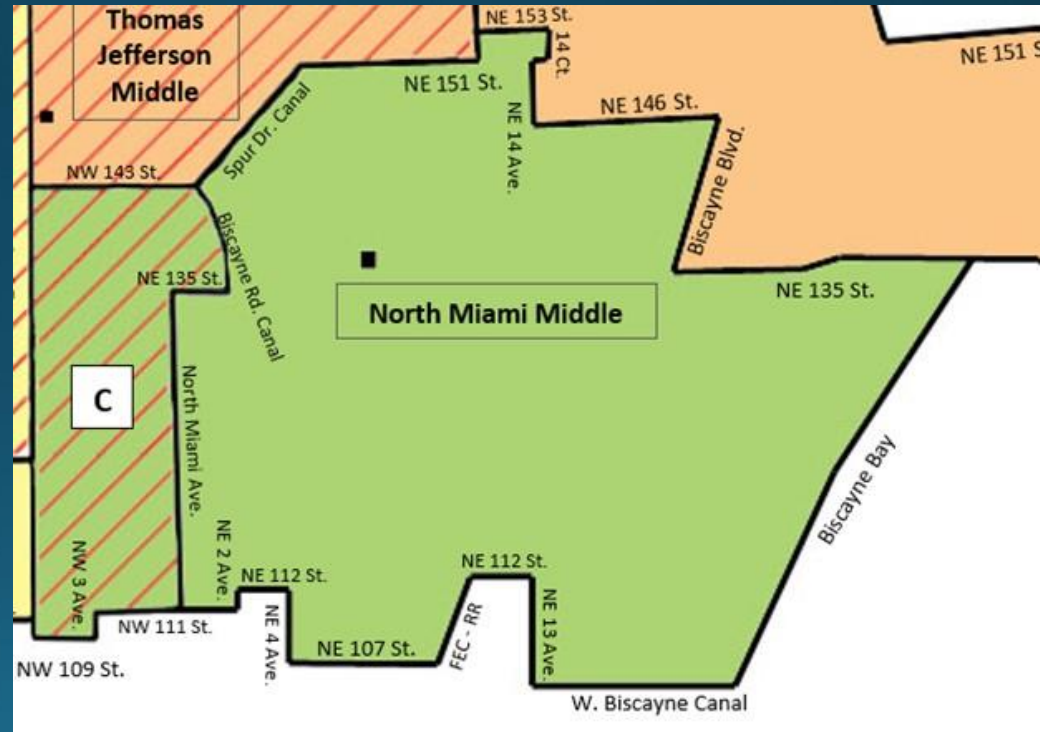
RECOMMENDATIONS NORTH MIAMI MIDDLE

- Begin at Biscayne Bay and West Biscayne Canal (Approximately NE 105 Street)
 - West to NE 13 Avenue
 - North to NE 112 Street
 - West to Florida East Coast Railroad (Approximately NE 11 Avenue)
 - South to NE 107 Street
 - West to NE 4 Avenue
 - North to NE 112 Street
 - West to NE 2 Avenue
 - South to NE 111 Street
 - West to NW 3 Avenue extended
 - South to NW 109 Street
 - West to Interstate 95
 - North to NW 143 Street
 - East to Biscayne Canal (C-8)



RECOMMENDATIONS NORTH MIAMI MIDDLE CONT'D.

Northeast on Spur Drive Canal #4 to NE 151 Street
East to NE 12 Avenue
North to NE 153 Street
East to NE 14 Court
South to NE 151 Street
West to NE 14 Avenue
South to NE 146 Street
East to Biscayne Boulevard
South to NE 135 Street
East to Biscayne Bay
South to West Biscayne Canal,
point of beginning.



EFFECTS

NORTH MIAMI MIDDLE SCHOOL

Beginning with the 2022-2023 School Year:

- There are 94 additional rising 6th graders in the newly assigned North Miami Middle School boundary.
- District enrollment trends have shown that students from a K-8 setting tend to remain at the K-8 location for middle grades. Therefore, the anticipated impact to North Miami Middle School is approximately 53 additional students.

**Miami Dade County Public Schools
Attendance Boundary Committee (ABC)
STUDENT DIVERSITY FACTORS***

NORTH MIAMI MIDDLE #6631

STUDENT DIVERSITY FACTORS	PROJECTED 2022-2023	PROJECTED 2023-2024
WHITE	2%	2%
HISPANIC	17%	17%
BLACK (Non-Hispanic)	79%	79%
ASIAN	1%	1%
INDIAN	0%	0%
MULTI-RACIAL	1%	1%
FRL**	90%	89%
ELL***	30%	29%
ESE**** (Excluding Gifted)	16%	18%
MALE	57%	57%
FEMALE	43%	43%

*This chart must be submitted for each school affected by an ABC recommendation. When submitting an ABC Recommendation for a school, this chart should follow the ABC Recommendation Data Form.

** FRL = Free/Reduced Lunch Status

*** ELL = English Language Learners


**** ESE = Exceptional Student Education

**Miami Dade County Public Schools
Attendance Boundary Committee (ABC)
Capacity Membership Data**

NORTH MIAMI MIDDLE

CAPACITY MEMBERSHIP	PROJECTED 2022-2023	PROJECTED 2023-2024
GRADE CONFIGURATION	6-8	6-8
STUDENT ENROLLMENT	838	868
PERM FISH CAP	1,054	1,054
% UTILIZATION PERM FISH CAP	80%	82%
PERM & TEMP FISH CAP	1,054	1,054
% UTILIZATION PERM & TEMP	80%	82%

SCHOOL OPERATIONS



ATTENDANCE BOUNDARY COMMITTEE