



**FY 2023-24**  
**Budget Workshop**  
May 24, 2023

# Discussion of Funds

Fund	Major Revenue & Appropriation Changes
General Fund	Net Increase in FEFP Revenue Increase in Referendum Revenue & Appropriations Health Insurance & Fringe Rate Cost Increases Curing Structural Deficits Lapse/Federal Indirect
Capital Outlay	HB1259 Increases Charter Sharing of Local Capital Revenue Resulting in M-DCPS Facilities Projects 5yr Decrease of (\$378M or \$522M) Property Insurance
Grants/ESSER/ARP	ESSER II – CRRSA: September 2023 ESSER III – ARP: September 2024 Entitlement Holdbacks

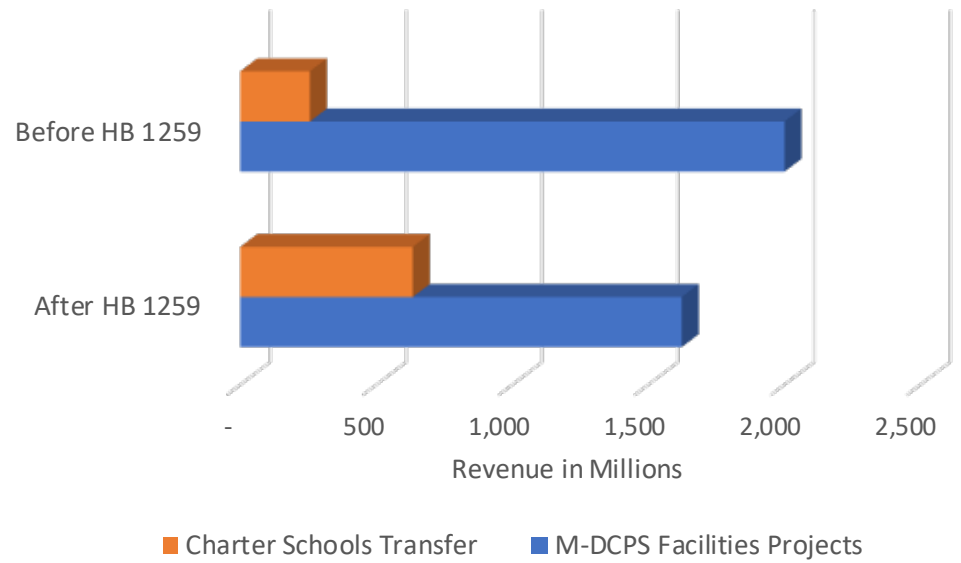
# Capital Outlay Impact of HB 1259

(Scenario 1)

	FY23/24 - FY27/28 Five Year Capital Plan After HB 1259	FY23/24 - FY27/28 Five Year Capital Plan Before HB 1259	Variance
<b>Revenues</b>			
Federal	\$ 31	\$ 31	\$ -
State	323	323	-
Local	3,895	3,895	-
Total	\$ 4,249	\$ 4,249	\$ -
<b>Appropriations</b>			
Transfer to Debt Service	\$ 1,115	\$ 1,115	\$ -
Transfer to General for Maint., Prop Ins, Equip, Leases	790	790	-
Transfers to Charter Schools	634	256	378
Technology/Buses/Equipment	28	28	-
M-DCPS Facilities Projects	1,623	2,001	(378)
Millage Reserves	59	59	-
Total	\$ 4,249	\$ 4,249	\$ -

Projection assumes the state will continue the Public Education Capital Outlay (PECO) Charter School appropriation of \$213.5M per year (M-DCPS \$51.2M). Total for 5 years of \$1.07B (MDCPS \$256M).

5 YEAR IMPACT OF HB1259 ON LOCAL CAPITAL REVENUE SHARING



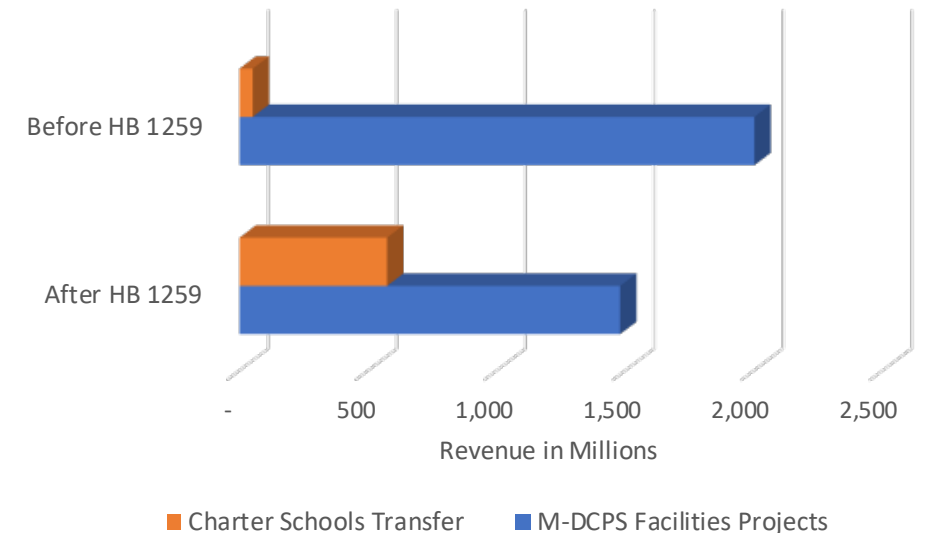
# Capital Outlay Impact of HB 1259

(Scenario 2)

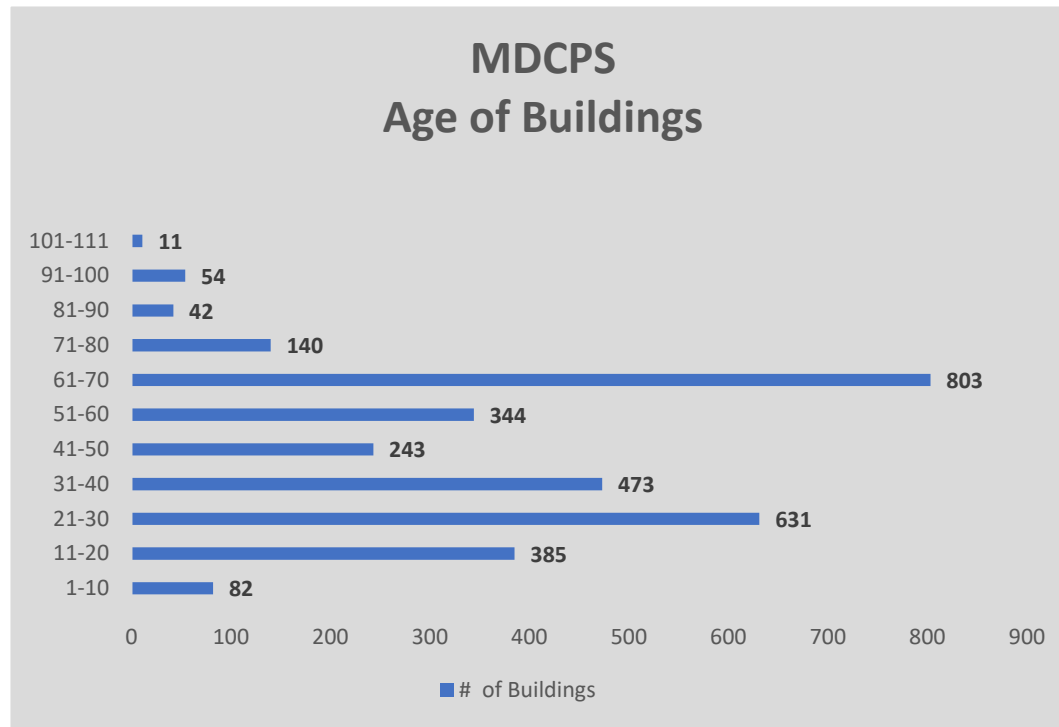
	FY23/24 - FY27/28 Five Year Capital Plan After HB 1259	FY23/24 - FY27/28 Five Year Capital Plan Before HB 1259	Variance
<b>Revenues</b>			
Federal	\$ 31	\$ 31	\$ -
State	118	118	-
Local	3,895	3,895	-
Total	\$ 4,044	\$ 4,044	\$ -
<b>Appropriations</b>			
Transfer to Debt Service	\$ 1,115	\$ 1,115	\$ -
Transfer to General for Maint., Prop Ins, Equip, Leases	790	790	-
Transfers to Charter Schools	573	51	522
Technology/Buses/Equipment	28	28	-
M-DCPS Facilities Projects	1,479	2,001	(522)
Millage Reserves	59	59	-
Total	\$ 4,044	\$ 4,044	\$ -

Projection assumes the state will discontinue the Public Education Capital Outlay (PECO) Charter School appropriation of \$213.5M per year (M-DCPS \$51.2M) in years 2-5.

5 YEAR IMPACT OF HB1259  
ON LOCAL CAPITAL REVENUE SHARING



# Age of MDCPS' Buildings



Building Age Range	# of Buildings	Total Sq. Ft. of Buildings	% of District Total Sq. Ft.
1-10	82	1,358,993	2.95%
11-20	385	10,210,302	22.18%
21-30	631	10,053,733	21.84%
31-40	473	5,618,256	12.21%
41-50	243	4,890,831	10.63%
51-60	344	4,219,507	9.17%
61-70	803	6,675,773	14.50%
71-80	140	1,495,753	3.25%
81-90	42	462,861	1.01%
91-100	54	956,319	2.08%
101-111	11	85,412	0.19%
<b>Grand Total</b>	<b>3,208</b>	<b>46,027,740</b>	<b>100%</b>

# ESSER/Grant Review & Planning

