

SCHOOL BOARD CONFERENCE SESSION

ATTENDANCE ZONE RECOMMENDATIONS 2023-2024



WEDNESDAY, APRIL 19, 2023

Attendance Boundary Committee (ABC) Timeline at a Glance

Friday, November 4, 2022	Orientation meeting for ABC members
Thursday, November 17, 2022	Presentation of initially targeted/advised school recommendations to ABC
Friday, November 18, 2022	Principals of initially targeted/advised schools were notified, and communications were sent to parents
Thursday, December 1, 2022	ABC identified final targeted/advised schools
Friday, December 2, 2022	Principals of final targeted/advised schools were notified
Wednesday, December 7, 2022	Regions submit community meeting dates
January 9, 2023 – January 27, 2023	Community Meetings were held
Thursday, February 23, 2023	ABC reviewed recommendations submitted by community/Region Offices and approved the final targeted and advised schools
Tuesday, March 14, 2023	Region Superintendents present recommendations approved by the ABC to Superintendent of Schools, School Board Attorney and appropriate staff.
Thursday, March 16, 2023	ABC boundary recommendations were presented at the Diversity, Equity, and Excellence Advisory Committee (DEEAC) meeting
Wednesday, April 19, 2023	School Board Conference Session and Initial Reading for Attendance Zones 2023-2024
Wednesday, June 21, 2023	School Board Meeting - Final Reading Attendance Zones for 2023-2024



MIAMI-DADE COUNTY PUBLIC SCHOOLS ATTENDANCE BOUNDARY COMMITTEE (ABC) 2022-2023

REVISED – 02/28/2023

ABC APPOINTEE	APPOINTED BY	ABC ALTERNATE
The School Board of Miami-Dade County, Florida		
Mr. Eddy Barea	Ms. Mari Tere Rojas, Chair, (District 6)	Ms. Cynthia Gracia
TBA	Mr. Danny Espino, Vice Chair, (District 5)	TBA
Mr. Larry T. Williams	Dr. Steve Gallon III, (District 1)	Mr. Matthew Tisdol
Ms. Regina Davis	Dr. Dorothy Bendross-Mindingall, (District 2)	Ms. Beverly Nixon
Ms. Jelena Demetriades	Ms. Lucia Baez-Geller, (District 3)	Ms. Joy Prevor
Ms. Marilyn Ruano	Mr. Roberto J. Alonso, (District 4)	TBA
Ms. Lourdes Mestre	Ms. Mary Blanco, (District 7)	TBA
Ms. Silvia Coronado	Ms. Monica Colucci, (District 8)	TBA
Ms. Tamia Spells	Ms. Luisa Santos, Member (District 9)	Ms. Mina Hosseini
Mr. Jorge L. Garcia	Dr. Jose L. Dotres Superintendent of Schools	Ms. Nancy Negron
Mr. Don Kearns		Mr. Thomas Spaulding
Ms. Meriel Seymore		Ms. Vivian Swift
Mr. Jeffrey Codallo		Ms. Christa Dotson-Dean
Mr. Alfred Billings		TBA
Dr. Marta Hernandez		Diversity, Equity and Excellence Advisory Committee (DEEAC)
Ms. Sharon Watson	Parent Teacher Association (PTA) Parent Teacher Student Association (PTSA)	TBA
Mr. Enrique Escallon	Division of Student and Family Support Programs	Mr. Ernie Martinez

ATTENDANCE BOUNDARY COMMITTEE

The following factors are considered when making attendance boundary recommendations:

- 1. Declining enrollment and ability to conduct a viable educational program**
- 2. Compliance with Class Size Reduction mandate**
- 3. Impact on Exceptional Student Education Programs**
- 4. Use of available student stations within contiguous areas**
- 5. Degree and extent of transportation**
- 6. Programmatic impact due to lack of student housing**
- 7. Reduction of the number of schools students must attend**
- 8. Integrity of feeder systems**
- 9. Assignment of students from new residential developments to specific schools prior to completion of developments**
- 10. Construction of new schools**
- 11. Promotion and maintenance of diverse school enrollments**
- 12. Prevention, reduction or elimination of racial isolation to the extent practical**

**MIAMI-DADE COUNTY PUBLIC SCHOOLS
ATTENDANCE BOUNDARY COMMITTEE (ABC)
2022-2023 FINAL TARGETED AND ADVISED SCHOOLS**

NORTH REGION			
FINAL TARGETED SCHOOLS		FINAL ADVISED SCHOOLS	
	None	3861	North Glade Elementary School
		4301	Parkview Elementary School
		0092	Norman S. Edelcup/Sunny Isles Beach K-8

CENTRAL REGION			
FINAL TARGETED SCHOOLS		FINAL ADVISED SCHOOLS	
0121	Auburndale Elementary School	0721	George W. Carver Elementary School
0801	Citrus Grove Elementary School	0841	Coconut Grove Elementary School
0881	Comstock Elementary School	0961	Coral Gables Preparatory Academy
1441	Paul L. Dunbar K-8 Center	3341	Miami Shores Elementary School
2661	Kensington Park Elementary School	4501	Poinciana Park Elementary School
6031	Brownsville Middle School	4961	Shadowlawn Elementary School
6091	Citrus Grove Middle School	5931	Phillis Wheatley Elementary School
6331	Kinloch Park Middle School	6841	Shenandoah Middle School
6361	Jose de Diego Middle School		

SOUTH REGION			
FINAL TARGETED SCHOOLS		FINAL ADVISED SCHOOLS	
	None	3541	Robert Russa Moton Elementary School

Proposed Attendance Boundary Recommendations Community Meeting January 10, 2023



Citrus Grove Middle School

Dr. Michael A. Lewis
Region Superintendent

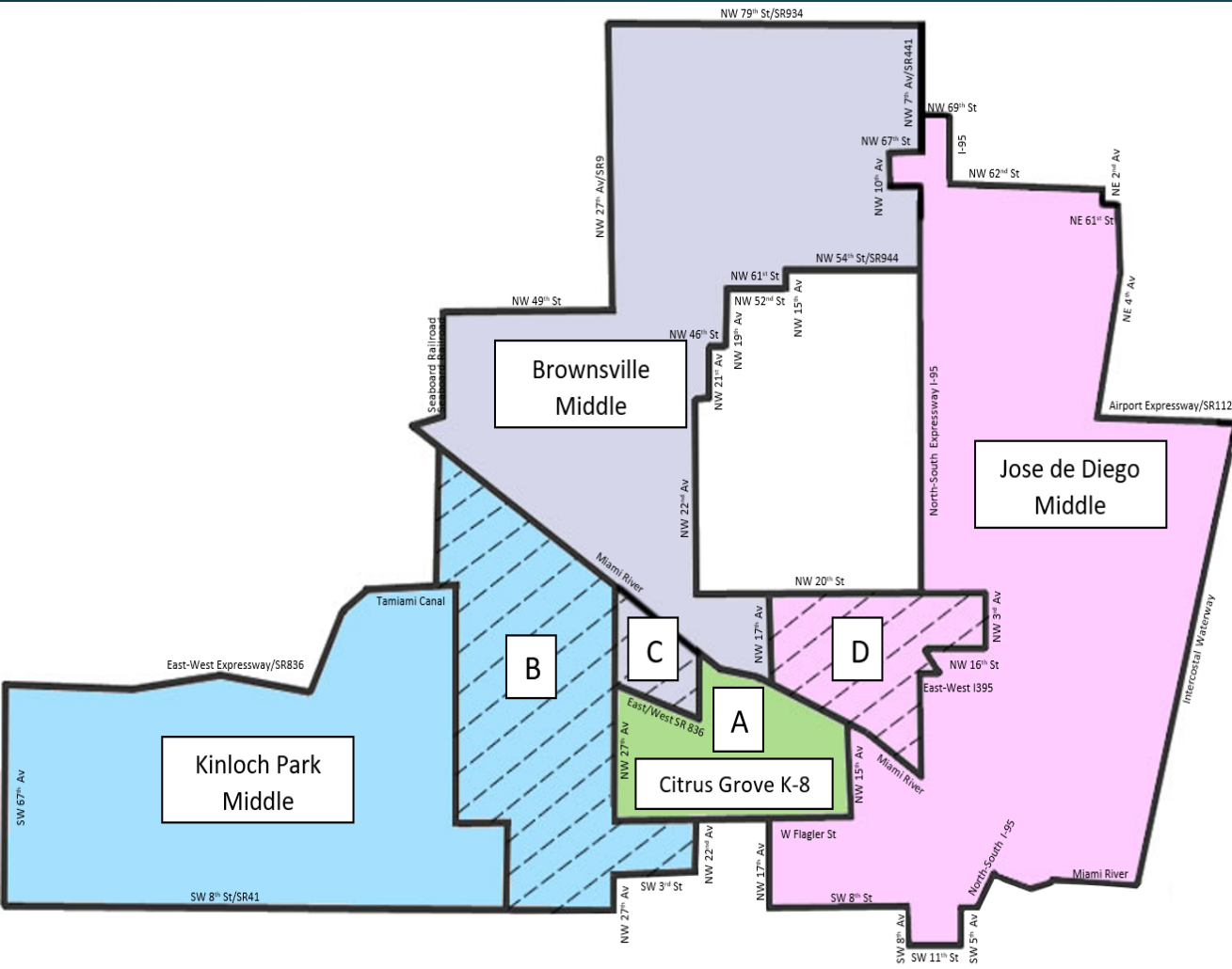
Dr. Eric Acosta
ABC Region Director

Recommendations

Recommendations

- **MDCPS is the recipient of the 2022 Magnet Schools Assistance Program (MSAP) Grant. As a result, the Science, Technology, and Arts² (Music/Digital Music Production) Exploration & Innovation Magnet Program (*STArts²* Project) will open a new K-8, schoolwide STEAM magnet program at the newly established Citrus Grove K-8 Center.**
- **Dissolve the Citrus Grove Middle School boundary as a Middle School.**

Recommendations

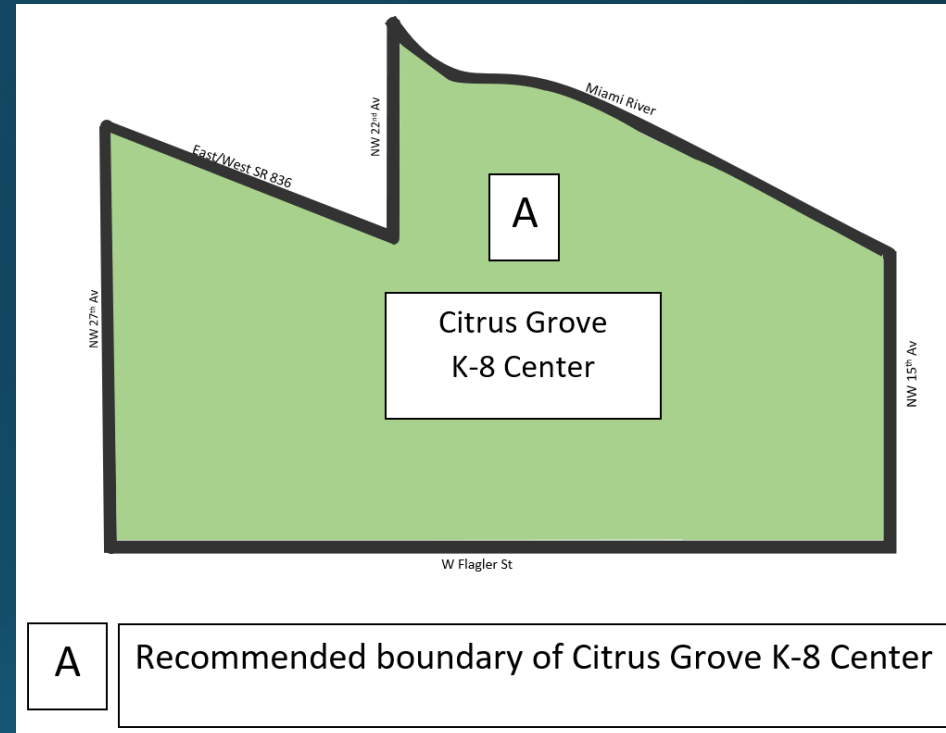


A	Areas A, B, C and D represents the current boundary assigned to Citrus Grove Middle School.
B	Proposed new boundary for Citrus Grove K-8 Center.
A	Area assigned from Citrus Grove Middle School to Kinloch Park Middle School.
B	Area assigned from Citrus Grove Middle School to Brownsville Middle School.
C	Area assigned from Citrus Grove Middle School to Jose de Diego Middle School.
D	Area assigned from Citrus Grove Middle School to Kinloch Park Middle School.

Recommendations

Proposed boundary for Citrus Grove K-8 Center

- Begin at W. Flagler Street and NW 27th Avenue
North to East-West Expressway (SR836)
Southeast to NW 22nd Avenue
North to Miami River
Southeast on Miami River to NW 15th Avenue
South to W. Flagler Street
West to NW 27th Avenue, point of beginning.



Effects

Beginning with the 2023-2024 School Year:

- Students in grades K-5 will participate in the *STArts*² Program.
- The Middle Schools which will be impacted by this reconfiguration are:
 - Brownsville Middle
 - Jose de Diego Middle
 - Kinloch Park Middle
- These schools will extend their boundaries to include the areas previously assigned to Citrus Grove Middle School.

Effects

- **Students in grades 6-7 who currently attend Citrus Grove Middle School, reside in Area A, and want a traditional Middle School experience, will have the option of attending Kinloch Park Middle, Jose de Diego Middle, or Brownsville Middle through a Parent Choice Student Transfer.**
- **Students in grades 6-7 who currently attend Citrus Grove Middle School and reside in Area B will have the option to remain at Citrus Grove K-8 Center or attend Kinloch Park Middle School as their traditional Middle School option.**
- **Students in grades 6-7 who currently attend Citrus Grove Middle School and reside in Area C will have the option to remain at Citrus Grove K-8 Center or attend Brownsville Middle School as their traditional Middle School option.**
- **Students in grades 6-7 who currently attend Citrus Grove Middle School and reside in Area D will have the option to remain at Citrus Grove K-8 Center or attend Jose de Diego Middle School as their traditional Middle School option.**

Effects

- **The fifth grade students attending Kensington Park Elementary School, Auburndale Elementary School, and Comstock Elementary School who reside in the Citrus Grove Middle School boundary will attend the middle school based on the newly established 2023-2024 Middle School boundaries.**
- **The fifth-grade students attending Paul Laurence Dunbar K-8 Center who reside in the Citrus Grove Middle School boundary will have a change in the traditional middle school option to Jose de Diego Middle School based on the newly established 2023-2024 Middle School boundaries.**

Effects

Beginning with the 2023-2024 school year:

- Area B will have approximately 131 fifth graders who will attend Kinloch Park Middle School.**
- Area C will have approximately 11 fifth graders who will attend Brownsville Middle School.**
- Area D will have approximately 23 fifth graders who have the option to attend Jose de Diego Middle School as the traditional Middle School choice.**

**Miami-Dade County Public Schools
Attendance Boundary Committee (ABC)
Student Diversity Factors***

Citrus Grove K-8 Center

Student Diversity Factors	Current Percentage 2022-2023	Projected Percentage 2023-2024	Projected Percentage 2024-2025
White	1%	1%	2%
Hispanic	96%	96%	96%
Black (Non-Hispanic)	3%	3%	2%
Asian	0%	0%	0%
Indian	0%	0%	0%
Multi-racial	0%	0%	0%
FRL**	66%	67%	68%
ELL***	54%	57%	60%
ESE**** (Excluding Gifted)	23%	22%	20%
Male	57%	57%	57%
Female	43%	43%	43%

* This chart must be submitted for each school affected by an ABC Recommendation. When submitting an ABC Recommendation for a school, this chart should follow the ABC Recommendation Data Form.

** FRL = Free/Reduced Lunch Status

*** ELL = English Language Learners

**** ESE = Exceptional Student Education

**Miami-Dade County Public Schools
Attendance Boundary Committee (ABC)
Capacity Membership Data**

CAPACITY MEMBERSHIP	CURRENT 2022-2023				
	Citrus Grove Elementary	Citrus Grove Middle	Brownsville Middle	Kinloch Park Middle	Jose de Diego Middle
Grade Configuration	K-5	6-8	6-8	6-8	6-8
Student Enrollment	869	785	491	641	879
Perm FISH Cap	1,192	1,256	1,365	1,316	1,071
% Utilization Perm FISH	73%	63%	36%	49%	82%
Perm & Temp FISH Cap	1,192	1,256	1,365	1,316	1,071
% Utilization Perm & Temp FISH	73%	63%	36%	49%	82%
PROJECTED 2023-2024					
Grade Configuration	PK-8		6-8	6-8	6-8
Student Enrollment	1503		550	830	876
Perm FISH Cap	2448		1,365	1,316	1,071
% Utilization Perm FISH	61%		40%	63%	82%
Perm & Temp FISH Cap	2448		1,365	1,316	1,071
% Utilization Perm & Temp FISH	61%		40%	63%	82%
PROJECTED 2024-2025					
Grade Configuration	PK-8		6-8	6-8	6-8
Student Enrollment	1338		561	938	847
Perm FISH Cap	2448		1,365	1,316	1,071
% Utilization Perm FISH	55%		41%	71%	79%
Perm & Temp FISH Cap	2448		1,365	1,316	1,071
% Utilization Perm & Temp FISH	55%		41%	71%	79%

Proposed Attendance Boundary Recommendations Community Meeting January 11, 2023



Kinloch Park Middle School

Dr. Michael A. Lewis
Region Superintendent

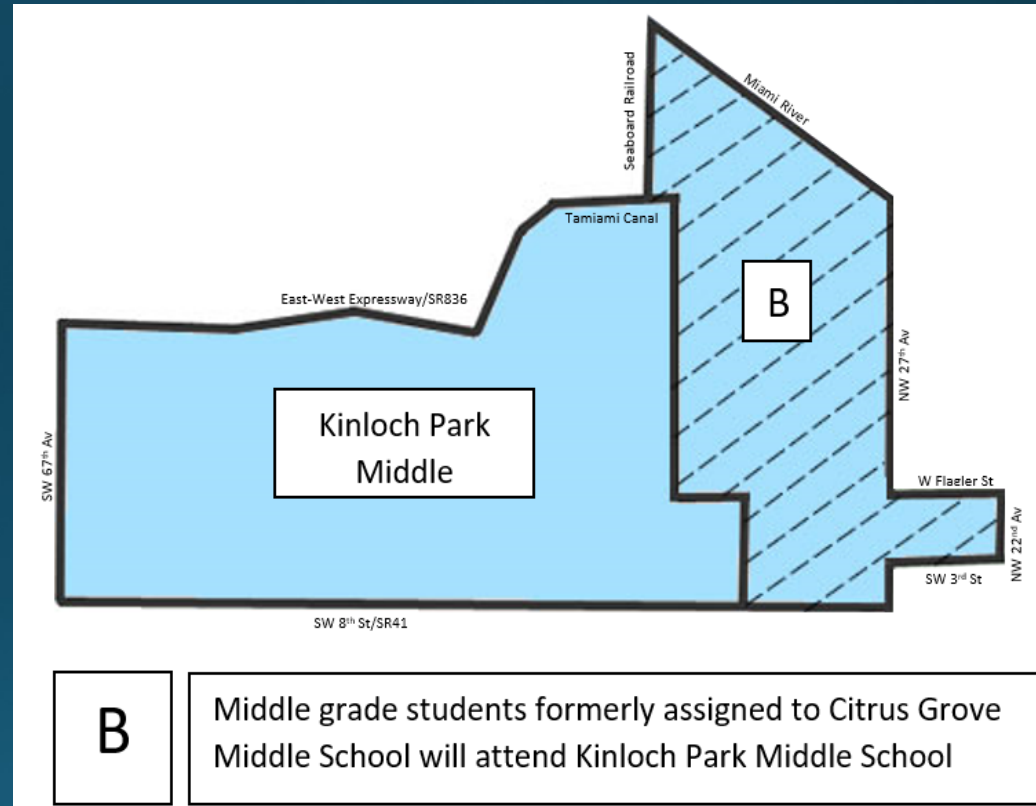
Dr. Eric Acosta
ABC Region Director

Recommendations

Recommendations

Proposed boundary for Kinloch Park Middle

- Begin at SW 8th Street (SR41) and SW 67th Avenue
North to East-West Expressway (SR836)
East to Tamiami Canal
Northeast on Tamiami Canal to Seaboard Railroad
North on Seaboard RR to Miami River
Southeast on Miami River to NW 27th Avenue
South on 27th Ave to W Flagler Street
East on W Flagler Street to NW 22nd Ave
South on NW 22nd Ave to SW 3rd Street
West on SW 3rd Street to NW 27th Ave
South on NW 27th Ave to SW 8th Street (SR41)
West on SW 8th Street (SR41) to point of beginning



Effects

Beginning with the 2023-2024 School Year:

- **Students in grades 6-7 who currently attend Citrus Grove Middle School and reside in Area B will have the option to remain at Citrus Grove K-8 Center or attend Kinloch Park Middle School as their traditional Middle School option.**
- **The fifth-grade students attending Kensington Park Elementary School and Auburndale Elementary School who reside in the Citrus Grove Middle School boundary will attend Kinloch Park Middle School based on the newly established 2023-2024 Middle School boundaries.**
- **There will be approximately 131 fifth graders from Area B who will attend Kinloch Park Middle School.**

**Miami-Dade County Public Schools
Attendance Boundary Committee (ABC)
Student Diversity Factors***

Kinloch Park Middle School #6331

Student Diversity Factors	Current Percentage 2022-2023	Projected Percentage 2023-2024	Projected Percentage 2024-2025
White	1%	0%	1%
Hispanic	99%	100%	99%
Black (Non-Hispanic)	0%	0%	0%
Asian	0%	0%	0%
Indian	0%	0%	0%
Multi-racial	0%	0%	0%
FRL**	66%	66%	67%
ELL***	35%	36%	37%
ESE**** (Excluding Gifted)	17%	17%	18%
Male	50%	49%	49%
Female	50%	51%	51%

* This chart must be submitted for each school affected by an ABC Recommendation. When submitting an ABC Recommendation for a school, this chart should follow the ABC Recommendation Data Form.

** FRL = Free/Reduced Lunch Status

*** ELL = English Language Learners

**** ESE = Exceptional Student Education

**Miami-Dade County Public Schools
Attendance Boundary Committee (ABC)
Capacity Membership Data**

CAPACITY MEMBERSHIP	CURRENT 2022-2023				
	Citrus Grove Elementary	Citrus Grove Middle	Brownsville Middle	Kinloch Park Middle	Jose de Diego Middle
Grade Configuration	K-5	6-8	6-8	6-8	6-8
Student Enrollment	869	785	491	641	879
Perm FISH Cap	1,192	1,256	1,365	1,316	1,071
% Utilization Perm FISH	73%	63%	36%	49%	82%
Perm & Temp FISH Cap	1,192	1,256	1,365	1,316	1,071
% Utilization Perm & Temp	73%	63%	36%	49%	82%
PROJECTED 2023-2024					
Grade Configuration	PK-8		6-8	6-8	6-8
Student Enrollment	1503		550	830	876
Perm FISH Cap	2448		1,365	1,316	1,071
% Utilization Perm FISH	61%		40%	63%	82%
Perm & Temp FISH Cap	2448		1,365	1,316	1,071
% Utilization Perm & Temp	61%		40%	63%	82%
PROJECTED 2024-2025					
Grade Configuration	PK-8		6-8	6-8	6-8
Student Enrollment	1338		561	938	847
Perm FISH Cap	2448		1,365	1,316	1,071
% Utilization Perm FISH	55%		41%	71%	79%
Perm & Temp FISH Cap	2448		1,365	1,316	1,071
% Utilization Perm & Temp	55%		41%	71%	79%

Proposed Attendance Boundary Recommendations Community Meeting January 12, 2023



Jose de Diego Middle School

Dr. Michael A. Lewis
Region Superintendent

Dr. Eric Acosta
ABC Region Director

Recommendations

Effects

Beginning with the 2023-2024 School Year:

- **Students in grades 6-7 who currently attend Citrus Grove Middle School and reside in Area D will have the option to remain at Citrus Grove K-8 Center or attend Jose de Diego Middle School as their traditional Middle School option.**
- **The fifth-grade students attending Paul Laurence Dunbar K-8 Center who reside in the current Citrus Grove Middle School boundary will have a change in the traditional middle school option to Jose de Diego Middle School based on the newly established 2023-2024 Middle School boundaries.**
- **There will be approximately 23 fifth graders from Area D who have the option to attend Jose de Diego Middle School as the traditional Middle School choice.**

**Miami-Dade County Public Schools
Attendance Boundary Committee (ABC)
Student Diversity Factors***

Jose de Diego Middle School #6361

Student Diversity Factors	Current Percentage 2022-2023	Projected Percentage 2023-2024	Projected Percentage 2024-2025
White	1%	1%	1%
Hispanic	57%	56%	54%
Black (Non-Hispanic)	42%	43%	45%
Asian	0%	0%	0%
Indian	0%	0%	0%
Multi-racial	0%	0%	0%
FRL**	68%	69%	70%
ELL***	29%	30%	34%
ESE**** (Excluding Gifted)	22%	24%	26%
Male	55%	58%	61%
Female	45%	42%	39%

* This chart must be submitted for each school affected by an ABC Recommendation. When submitting an ABC Recommendation for a school, this chart should follow the ABC Recommendation Data Form.

** FRL = Free/Reduced Lunch Status

*** ELL = English Language Learners

**** ESE = Exceptional Student Education

**Miami-Dade County Public Schools
Attendance Boundary Committee (ABC)
Capacity Membership Data**

CAPACITY MEMBERSHIP	CURRENT 2022-2023				
	Citrus Grove Elementary	Citrus Grove Middle	Brownsville Middle	Kinloch Park Middle	Jose de Diego Middle
Grade Configuration	K-5	6-8	6-8	6-8	6-8
Student Enrollment	869	785	491	641	879
Perm FISH Cap	1,192	1,256	1,365	1,316	1,071
% Utilization Perm FISH	73%	63%	36%	49%	82%
Perm & Temp FISH Cap	1,192	1,256	1,365	1,316	1,071
% Utilization Perm & Temp FISH	73%	63%	36%	49%	82%
PROJECTED 2023-2024					
Grade Configuration	PK-8		6-8	6-8	6-8
Student Enrollment	1503		550	830	876
Perm FISH Cap	2448		1,365	1,316	1,071
% Utilization Perm FISH	61%		40%	63%	82%
Perm & Temp FISH Cap	2448		1,365	1,316	1,071
% Utilization Perm & Temp FISH	61%		40%	63%	82%
PROJECTED 2024-2025					
Grade Configuration	PK-8		6-8	6-8	6-8
Student Enrollment	1338		561	938	847
Perm FISH Cap	2448		1,365	1,316	1,071
% Utilization Perm FISH	55%		41%	71%	79%
Perm & Temp FISH Cap	2448		1,365	1,316	1,071
% Utilization Perm & Temp FISH	55%		41%	71%	79%

Proposed Attendance Boundary Recommendations Community Meeting January 17, 2023



Brownsville Middle School

Dr. Michael A. Lewis
Region Superintendent

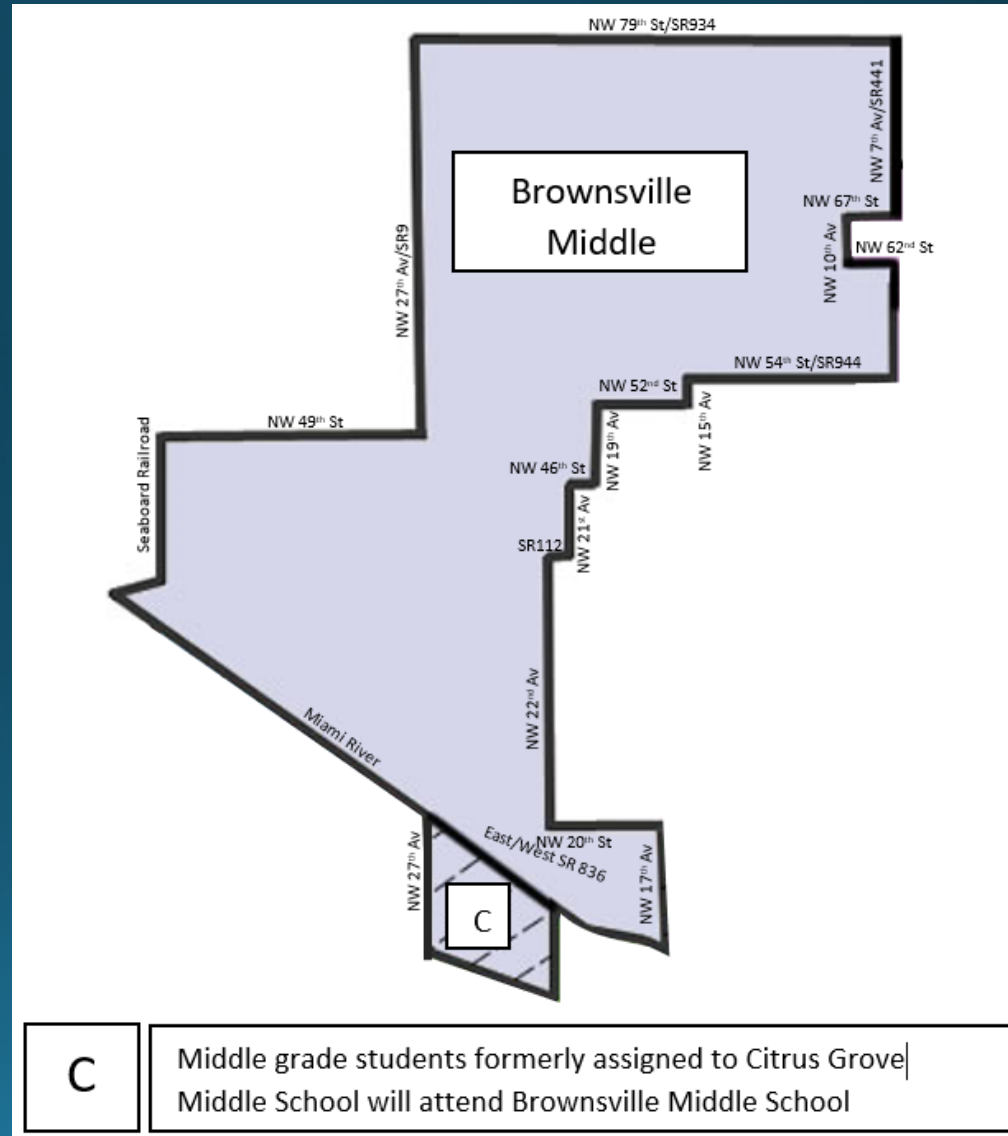
Dr. Eric Acosta
ABC Region Director

Recommendations

Recommendations

Proposed boundary for Brownsville Middle

- Begin at NW 27 Avenue and NW 79 Street (SR934) North to East-West Expressway (SR836)
 - East to NW 7 Avenue
 - South to NW 67 Street
 - West to NW 10 Avenue
 - South to NW 62 Street
 - East to NW 7 Avenue (SR441)
 - South to NW 54 Street (SR944)
 - West to NW 15 Avenue
 - South to NW 52 Street
 - West to NW 19 Avenue
 - South to NW 46 Street
 - West to NW 21 Avenue
 - South to Airport Expressway (SR112)
 - West to NW 22 Avenue
 - South NW 20 Street
 - East to NW 17 Avenue
 - South to Miami River
 - Northwest along Miami River to Seaboard Railroad
 - North to NW 49 Street
 - East to NW 27 Avenue
 - North to NW 79 Street
- point of beginning



Effects

Beginning with the 2023-2024 School Year:

- **Students in grades 6-7 who currently attend Citrus Grove Middle School and reside in Area C will have the option to remain at Citrus Grove K-8 Center or attend Brownsville Middle School as their traditional Middle School option.**
- **The fifth-grade students attending Comstock Elementary School who reside in the Citrus Grove Middle School boundary will attend Brownsville Middle School based on the newly established 2023-2024 Middle School boundaries.**
- **There will be approximately 11 fifth graders from Area C who will attend Brownsville Middle School.**

**Miami-Dade County Public Schools
Attendance Boundary Committee (ABC)
Student Diversity Factors***

Brownsville Middle School #6031

Student Diversity Factors	Current Percentage 2022-2023	Projected Percentage 2023-2024	Projected Percentage 2024-2025
White	1%	2%	1%
Hispanic	47%	48%	50%
Black (Non-Hispanic)	52%	50%	49%
Asian	0%	0%	0%
Indian	0%	0%	0%
Multi-racial	0%	0%	0%
FRL**	73%	67%	67%
ELL***	15%	22%	23%
ESE**** (Excluding Gifted)	21%	22%	20%
Male	54%	54%	55%
Female	46%	46%	45%

* This chart must be submitted for each school affected by an ABC Recommendation. When submitting an ABC Recommendation for a school, this chart should follow the ABC Recommendation Data Form.

** FRL = Free/Reduced Lunch Status

*** ELL = English Language Learners

**** ESE = Exceptional Student Education

**Miami-Dade County Public Schools
Attendance Boundary Committee (ABC)
Capacity Membership Data**

CAPACITY MEMBERSHIP	CURRENT 2022-2023				
	Citrus Grove Elementary	Citrus Grove Middle	Brownsville Middle	Kinloch Park Middle	Jose de Diego Middle
Grade Configuration	K-5	6-8	6-8	6-8	6-8
Student Enrollment	869	785	491	641	879
Perm FISH Cap	1,192	1,256	1,365	1,316	1,071
% Utilization Perm FISH	73%	63%	36%	49%	82%
Perm & Temp FISH Cap	1,192	1,256	1,365	1,316	1,071
% Utilization Perm & Temp FISH	73%	63%	36%	49%	82%
PROJECTED 2023-2024					
Grade Configuration	PK-8		6-8	6-8	6-8
Student Enrollment	1503		550	830	876
Perm FISH Cap	2448		1,365	1,316	1,071
% Utilization Perm FISH	61%		40%	63%	82%
Perm & Temp FISH Cap	2448		1,365	1,316	1,071
% Utilization Perm & Temp FISH	61%		40%	63%	82%
PROJECTED 2024-2025					
Grade Configuration	PK-8		6-8	6-8	6-8
Student Enrollment	1338		561	938	847
Perm FISH Cap	2448		1,365	1,316	1,071
% Utilization Perm FISH	55%		41%	71%	79%
Perm & Temp FISH Cap	2448		1,365	1,316	1,071
% Utilization Perm & Temp FISH	55%		41%	71%	79%

Questions/Comments?

OFFICE OF SCHOOL LEADERSHIP & PERFORMANCE



ATTENDANCE BOUNDARY COMMITTEE