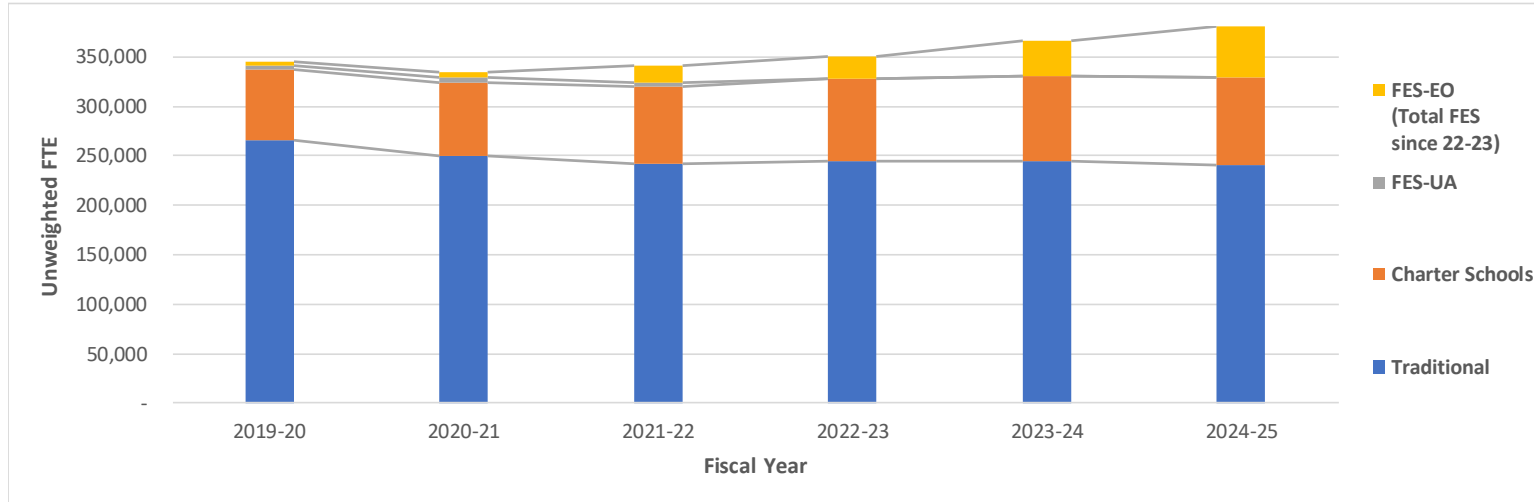


2024-2025 BUDGET WORKSHOP

April 22, 2024



Miami-Dade uFTE History 2019-2020 to 2024-2025



	2019-20	2020-21	2021-22	2022-23	2023-24	2024-25
Scholarships	7,770.34	10,878.75	21,100.91	23,698.00	36,260.75	52,173.75
Charter Schools	70,841.19	74,492.97	77,590.26	82,258.38	85,468.36	88,191.00
Traditional	266,154.24	249,532.62	242,450.14	244,952.21	244,778.71	240,752.18
Grand Total uFTE	344,765.77	334,904.34	341,141.31	350,908.59	366,507.82	381,116.93

Notes:

FY 2019-20: First fiscal year that includes Family Empowerment Scholarships - Educational Opportunities (FES-EO).

FY 2020-21: Based on Final calc uFTE.

FY 2021-22: Based on Final calc uFTE. First fiscal year that includes Gardiner Scholarships FTE within FES-Unique Abilities (FES-UA).

FY 2022-23: Based on Final calc uFTE. FES-UA and FES-EO combined starting in 2022-23.

FY 2023-24: Based on 3rd calc uFTE.

FY 2024-25: Based on 1st Calc uFTE.

2024-2025 1st Calc vs 2023-2024 3rd Calc

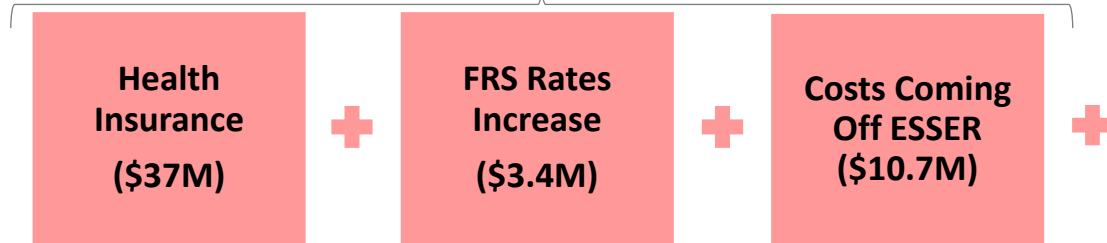
	FY 2023/24 3rd Calc	FY 2024/25 1st Calc	24/25 1st Calc vs 23/24 3rd Calc
Unweighted FTE	366,507.82	381,116.93	14,609.11
\$ per uFTE	\$ 8,892.18	\$ 9,113.32	\$ 221.14
<i>(\$ in millions)</i>			
State Funding	\$ 1,307.7	\$ 1,445.2	\$ 137.5
Local Funding	\$ 1,951.3	\$ 2,028.0	\$ 76.7
Total Funding	\$ 3,259.0	\$ 3,473.2	\$ 214.2
Teacher & Other Instructional Salary Increases*			\$ (24.4)
Mental Health Assistance Allocation			\$ (2.1)
FES Adjustment Included in 1st Calc			\$ (117.8)
Charter FTE Growth			\$ (8.4)
True Increase/(Decrease)			\$ 61.5

General Fund Tentative Budget Picture

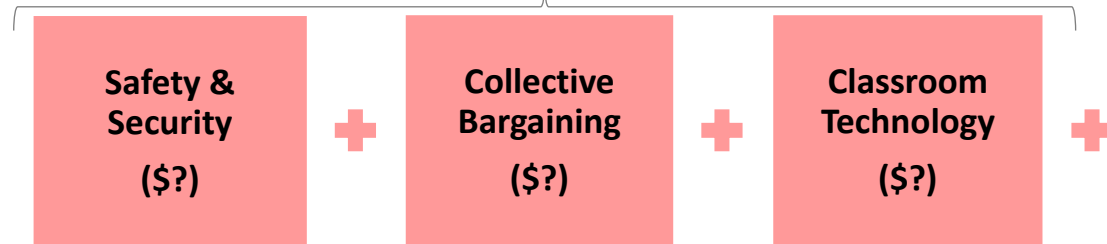
Cost Increases & Offsets

2024-2025
FEFP Revenue
Increase
\$61.5M

Unavoidable Cost Increases



Other Primary Potential Cost Increases

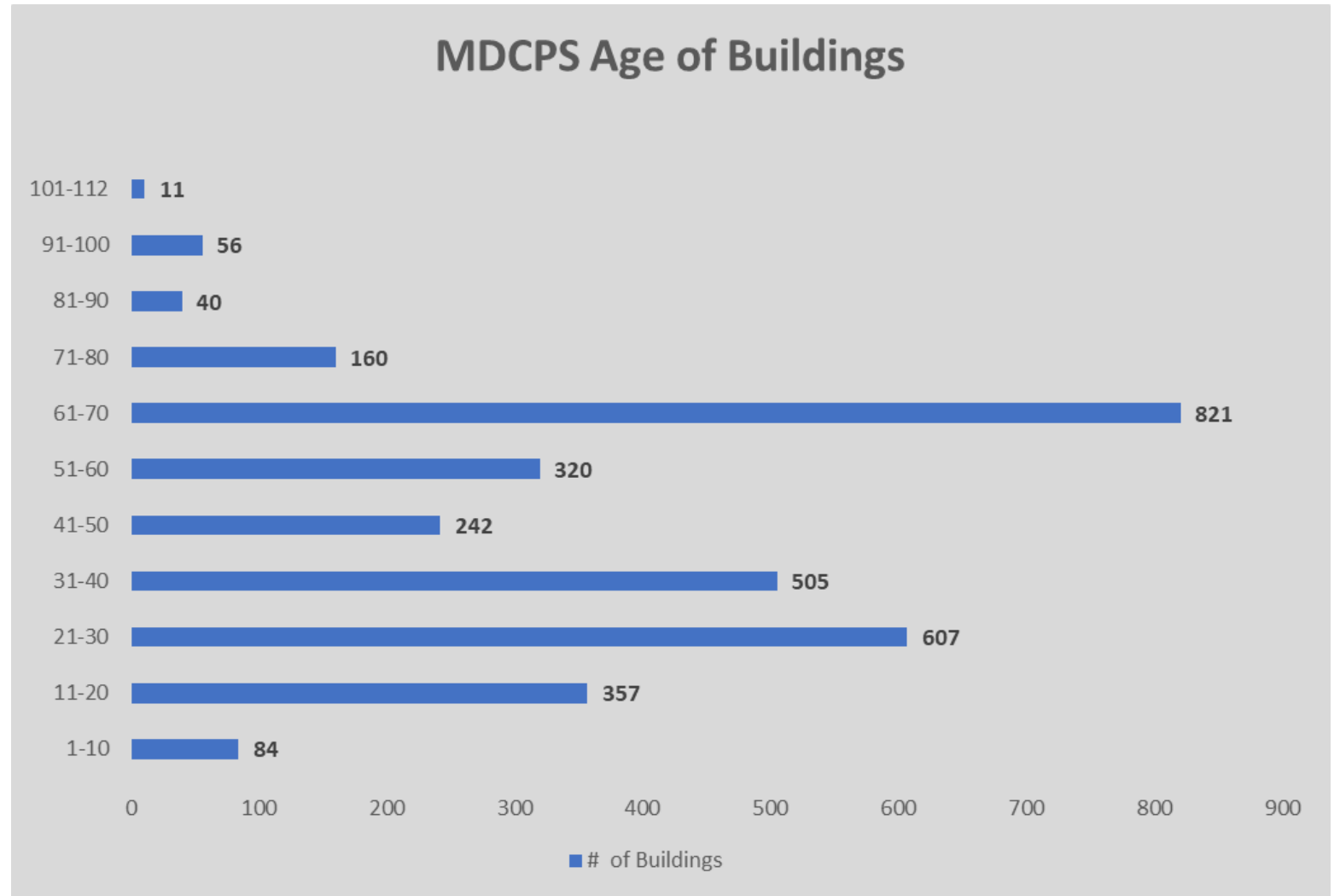


Potential Cost Offsets



Capital Outlay Tentative Budget Picture

M-DCPS *Age of Buildings*

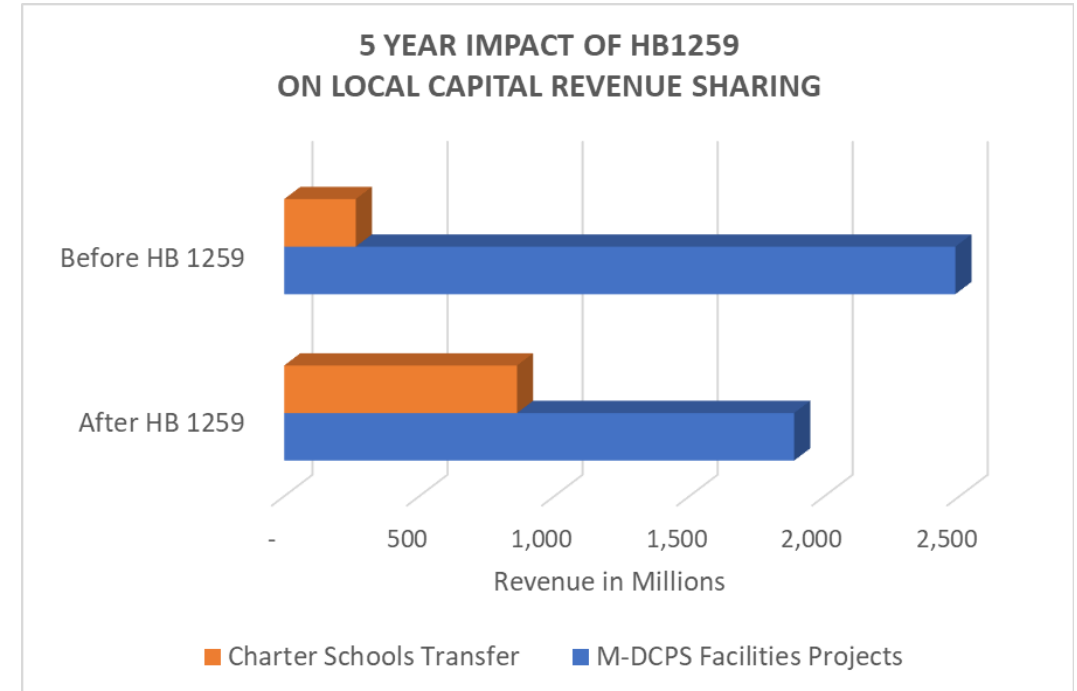


Capital Outlay

Impact of HB 1259 on Five-Year Capital Plan Scenario 1

	FY24/25 - FY28/29 Five Year Capital Plan After HB 1259		FY24/25 - FY28/29 Five Year Capital Plan Before HB 1259		Variance
Revenues					
Federal	\$	31	\$	31	\$ -
State		334		334	-
Local		4,390		4,390	-
Total	\$	4,755	\$	4,755	\$ -
Appropriations					
Transfer to Debt Service	\$	1,105	\$	1,105	\$ -
Transfer to General for Maint., Prop Ins, Equip, Leases		790		790	-
Transfers to Charter Schools		862		265	597
Technology/Buses/Equipment		25		25	-
M-DCPS Facilities Projects		1,888		2,485	(597)
Millage Reserves		85		85	-
Total	\$	4,755	\$	4,755	\$ -

Projection assumes the STATE continues the PECO Charter School Capital Outlay appropriation at \$230.81M/yr (M-DCPS \$53.1M)- TOTAL in 5 years of \$1.14B (M-DCPS \$265M)

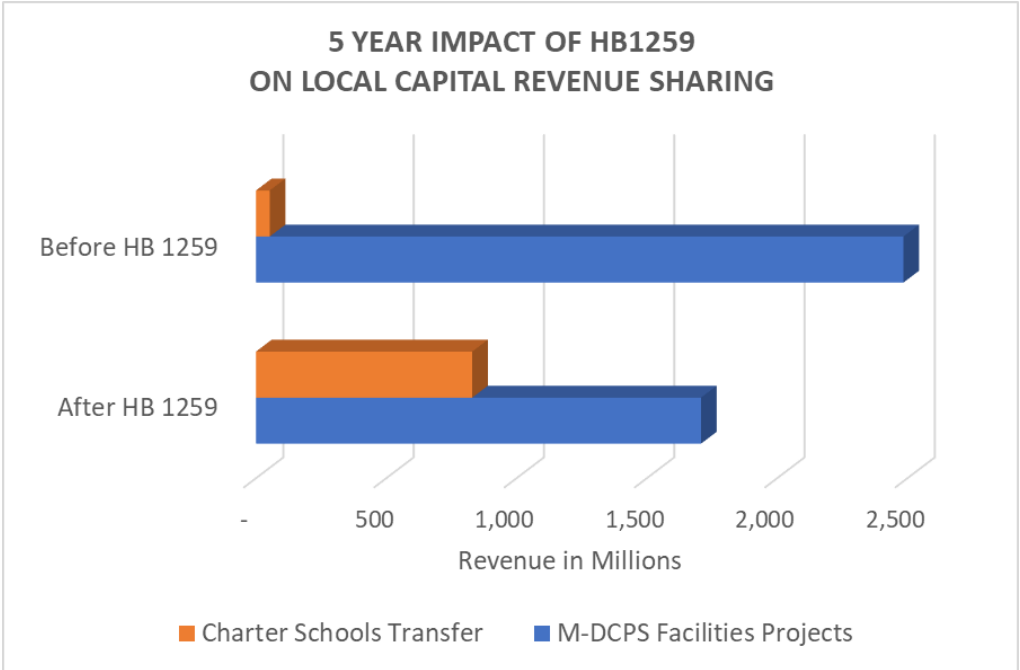


Capital Outlay

Impact of HB 1259 on Five-Year Capital Plan Scenario 2

	FY24/25 - FY28/29 Five Year Capital Plan After HB 1259	FY24/25 - FY28/29 Five Year Capital Plan Before HB 1259	Variance
Revenues			
Federal	\$ 31	\$ 31	\$ -
State	122	122	-
Local	4,390	4,390	-
Total	\$ 4,543	\$ 4,543	\$ -
Appropriations			
Transfer to Debt Service	\$ 1,105	\$ 1,105	\$ -
Transfer to General for Maint., Prop Ins, Equip, Leases	790	790	-
Transfers to Charter Schools	830	53	777
Technology/Buses/Equipment	25	25	-
M-DCPS Facilities Projects	1,708	2,485	(777)
Millage Reserves	85	85	-
Total	\$ 4,543	\$ 4,543	\$ -

Assumes the STATE discontinues the PECO Charter School Capital Outlay appropriation of \$230.81M/yr (M-DCPS \$53.1M) in years 2-5.



BOARD FEEDBACK

