


ATTENDANCE ZONE RECOMMENDATIONS AND RELATED ADMINISTRATIVE ACTIONS

2024-2025



**MIAMI-DADE COUNTY PUBLIC SCHOOLS
SCHOOL LEADERSHIP AND PERFORMANCE**

**Final Reading – June 18, 2024
Board Policy 5120**


D-67

Miami-Dade County Public Schools
The School Board of Miami-Dade County, Florida

Ms. Mari Tere Rojas, Chair
Ms. Monica Colucci, Vice Chair
Mr. Roberto J. Alonso
Ms. Lucia Baez-Geller
Dr. Dorothy Bendross-Mindingall
Ms. Mary Blanco
Mr. Danny Espino
Dr. Steve Gallon III
Ms. Luisa Santos

Student Advisor
Ms. Zahra Ronizi

Superintendent of Schools
Dr. Jose L. Dotres



Dr. John D. Pace, III, Deputy Superintendent
School Leadership and Performance

Mr. Eugene Baker, Chief Information Officer
Information Technology Services

Mr. Ron Y. Steiger, Chief Financial Officer
Financial Operations

Ms. Tracie N. Abner, Assistant Superintendent
School Leadership and Performance

TABLE OF CONTENTS

ATTENDANCE ZONE RECOMMENDATIONS 2024-2025

Table of Contents	1
Introduction.....	2
Attendance Boundary Committee Members.....	4
Schools on Advised Status 2023-2024	5
Recommendations for Targeted Schools:	
North Region	7
Central Region	23
South Region	31

INTRODUCTION

The 2023-2024 school year marks the forty-third (43rd) year that citizens are involved in the Attendance Boundary Committee (ABC) process. This committee was established by the School Board and the Superintendent after numerous citizens expressed concerns about the lack of community involvement in attendance boundary recommendations. Subsequently, each year community members from various civic and educational advocacy organizations have diligently served on this committee reviewing recommendations of proposed attendance boundaries for new schools and changes to the boundaries of existing schools.

The challenge this year is to continue to comply with the state mandate of Class Size Reduction while providing specific direction/information to communities as attendance boundaries are modified for the 2024-2025 school year. To ensure the appropriate distribution of students as new student stations are delivered, current boundary procedures allow the Superintendent of Schools, with the assistance of School Leadership and Performance and the Office of School Facilities, to develop proposed boundary recommendations. The proposed recommendations were presented at Region Community Meetings to the affected school communities. The boundary recommendations were then reviewed by the 17 Attendance Boundary Committee members.

The development of attendance zone recommendations with community involvement continues to be a primary goal of this School Board, the Superintendent of Schools, and the ABC. Attendance boundary changes have been determined after a number of factors were considered. The factors are as follows:

1. Declining enrollment and ability to conduct a viable educational program.
2. Compliance with Class Size Reduction Mandate.
3. Impact on Exceptional Student Education programs;
4. Use of available student stations within contiguous areas;
5. Degree and extent of transportation;
6. Programmatic impact due to lack of student housing;
7. Reduction of the number of schools students must attend.
8. Integrity of feeder systems.
9. Assignment of students from new residential developments to specific schools prior to completion of developments.
10. Construction of new schools.
11. Promotion and maintenance of diverse school enrollments; and
12. Prevention, reduction, or elimination of racial isolation to the extent practical.

Attendance zone recommendations are long-range solutions designed to stabilize affected schools and bring schools within the mandates of Class Size Reduction. Determining attendance boundaries through ABC is a yearlong process with all meetings open to the public.

The recommendations that follow were reviewed by school and community organizations, i.e., Parent Teacher Association (PTA), Parent Teacher Student Association (PTSA), Educational Excellence School Advisory Council (EESAC), student leaders, etc. on February 15, 2024, staff presented the recommendations to the Diversity, Equity and Excellence Advisory Committee (DEEAC). DEEAC will present its report to the School Board at the Conference Session on Attendance Zone Recommendations which will be held on April 17, 2024.

ATTENDANCE BOUNDARY COMMITTEE (ABC)

Members of the Attendance Boundary Committee and their alternates are to be commended for their dedication and hard work in reviewing recommendations for the 2023-2024 school year. Miami-Dade County Public Schools and the community have been well served by their dedication and interest in the education of our students.

ABC APPOINTEES

Mr. Alfred Billings, Chair Ms. Tamia Spells, Vice Chair	
Mr. Eddy Barea Mr. Alfred Billings Mr. Jeffrey Codallo Ms. Silvia Coronado Ms. Regina Davis Ms. Jelena Demetriades Mr. Jorge L. Garcia Dr. Marta Hernandez	Mr. Don Kearns Mr. Ernie Martinez Ms. Lourdes Mestre Ms. Marilyn Ruano Ms. Meriel Seymore Ms. Tamia Spells Ms. Sharon Watson Mr. Larry T. Williams

ABC ALTERNATES

Ms. Mirca Aboud Mr. Jude Bruno Ms. Christa Dotson-Dean Ms. Daissys Estrada Ms. Cynthia Gracia Ms. Mina Hosseini	Mr. Enrique Escallon Ms. Nancy Negron Ms. Beverly Nixon Mr. Thomas Spaulding Ms. Vivian Swift Mr. Matthew Tisdol
--	---

2023-2024
FINAL ADVISED STATUS SCHOOLS

Some schools have been placed on final advised status for the 2023-2024 school year signifying that Region personnel and community members should monitor the student enrollment at those selected schools. The Attendance Boundary Committee recommended that the following schools be placed on final advised status:

NORTH REGION	
FINAL ADVISED SCHOOLS	
0092	Norman S. Edelcup/Sunny Isles K-8
3861	North Glade Elementary
4281	Palm Springs North Elementary
4541	Rainbow Park Elementary
5141	Hubert O. Sibley K-8 Academy

CENTRAL REGION	
FINAL ADVISED SCHOOLS	
0841	Coconut Grove Elementary
0961	Coral Gables Preparatory Academy
1441	Paul L. Dunbar K-8 Center
3341	Miami Shores Elementary
4501	Poinciana Park Elementary
5041	Silver Bluff Elementary
5931	Phillis Wheatley Elementary

SOUTH REGION	
FINAL ADVISED SCHOOLS	
1371	Marjory Stoneman Douglas
3541	Robert Russo Moton Elementary
4461	Pine Villa Elementary
6221	Hammocks Middle
7701	South Dade Senior

This page was left blank intentionally.

NORTH REGION

Crestview Elementary School

2201 NW 187th Street
Miami Gardens, FL 33056

Myrtle Grove Elementary School

3125 NW 176th Street
Miami Gardens, FL 33056

North Twin Lakes Elementary School

625 W. 74th Place
Hialeah, FL 33014

Parkview Elementary School

17631 NW 20th Avenue
Miami Gardens, FL 33056

}
R
E
V
I
S
E
D

Scott Lake Elementary School

1160 NW 175th Street
Miami Gardens, FL 33169

Twin Lakes Elementary School

6735 W. 5th Place
Hialeah, FL 33012

RECOMMENDATIONS

Establish new boundaries for North Twin Lakes Elementary School

Begin at NW 138 Street and NW 57 Avenue (Red Road)
South to W 74 Place
West to W 5 Lane (*extended*)
South to W 72 Street
West to W 8 Avenue (NW 62 Avenue)
South to W 71 Street
West to W 10 Avenue
North to NW 138 Street
East to NW 57 Avenue (Red Road),
point of beginning.

RECOMMENDATIONS

Establish new boundaries for Twin Lakes Elementary School

Begin at W 49 Street (NW 103 Street) and W 2 Avenue
West to W 8 Avenue
North to W 64 Street
West to W 9 Avenue
North to W 68 Street (NW 122 Street)
North to W 12 Avenue (NW 67 Avenue)
North to W 76 Street
East to W 10 Avenue
South to W 71 Street
East to W 8 Avenue (NW 62 Avenue)
North to W 72 Street
East to W 5 Lane (extended)
North to W 74 Place
East to W 4 Avenue (NW 57 Avenue) (Red Road)
South to W 65 Street (Gratigny Drive)
East to W 2 Avenue
South to W 49 Street (NW 103 Street),
point of beginning.

EFFECTS

Beginning with the 2024-2025 School Year:

- New boundaries will be established for North Twin Lakes Elementary School and Twin Lakes Elementary School.
- This new boundary will be mutually beneficial to both schools; as it will increase student enrollment at Twin Lakes Elementary while maintaining North Twin Lakes Elementary's stable enrollment.
- Students currently living in the identified area (B) and attending North Twin Lakes Elementary School, will be given the option to remain at North Twin Lakes Elementary School. Approximately twelve (12) students.
- Future K-5 students that reside within the identified area (B) will be assigned to Twin Lakes Elementary School.
- No changes are being recommended for the middle or senior high boundaries.
- Schools will remain in the Hialeah-Miami Lakes Feeder Pattern.

RECOMMENDATIONS

}
D
E
L
E
T
E
D

Establish new boundaries for Crestview Elementary School

Begin at Snake Creek Canal (North of NW 203 Street) and NW 27 Avenue
East on Snake Creek Canal to the Florida Turnpike
South to NW 183 Street
West to NW 17 Avenue
South to NW 175 Street
West to NW 27 Avenue
North to Snake Creek Canal,
point of beginning.

Establish new boundaries for Scott Lake Elementary School

Begin at NW 17 Avenue and NW 183 Street
South to NW 175 Street
West to NW 27 Avenue
South to the Palmetto Expressway (#826)
East to Florida Turnpike
Northwest to NW 183 Street
West to NW 17 Avenue,
point of beginning.

EFFECTS

Beginning with the 2024-2025 School Year:

- New boundaries will be established for Crestview Elementary and Scott Lake Elementary.
- Approximately 105 students will be affected by this boundary change.
- Approximately sixty (60) kindergarten through fourth-grade students living inside the current Parkview Elementary boundary North of 175 Street will be assigned to Crestview Elementary.
- Approximately forty-five (45) kindergarten through fourth-grade students living inside the current Parkview Elementary boundary South of 175 Street will be assigned to Scott Lake Elementary.
- Parkview Elementary will be re-envisioned as a Specialized Exceptional Student Education and Full-Service Resource Center for North Region families.
- Schools will remain in the Miami Norland Senior High Feeder Pattern.

RECOMMENDATIONS

Establish new boundaries for Myrtle Grove Elementary School (No changes)

Begin at NW 37 Ave (Douglas Road) and NW 183 Street

East on NW 183 Street to NW 27 Avenue

South to NW 171 Street

West to NW 37 Avenue (Douglas Road)

North to NW 183 Street,
point of beginning.

EFFECTS

Beginning with the 2024-2025 School Year:

- Reconfigure Myrtle Grove K-8 Center from a K-8 Center to a traditional K-5 Elementary.
- Approximately forty-nine (49) current students in grades 5 - 7 living inside the Myrtle Grove K-8 boundary will transition and attend Carol City Middle School.
- Current students in grades 5 - 7 attending Myrtle Grove K - 8 and living outside of the Myrtle Grove K - 8 boundary will attend the middle school corresponding to their residence address.
- Future grade 6 - 8 students living within the Myrtle Grove K-8 boundary will attend Carol City Middle School.
- Myrtle Grove Elementary will remain in the Miami Carol City Senior High Feeder Pattern.

**Miami-Dade County Public Schools
Attendance Boundary Committee (ABC)
Student Diversity Factors***

North Twin Lakes Elementary #3981

Student Diversity Factors	Current Percentage 2023-2024	Projected Percentage 2024-2025	Projected Percentage 2025-2026
White	1	1	1
Hispanic	96	96	96
Black (Non-Hispanic)	3	3	3
Asian	0	0	0
Indian	0	0	0
Multi-racial	0	0	0
FRL **	74	75	76
ELL ***	49	51	55
ESE**** (Excluding Gifted)	16	14	11
Male	51	50	50
Female	49	50	50

* This chart must be submitted for each school affected by an ABC Recommendation. When submitting an ABC Recommendation for a school, this chart should follow the ABC Recommendation Data Form.

- ** FRL = Free/Reduced Lunch Status
- *** ELL = English Language Learners
- **** ESE = Exceptional Student Education

**Miami-Dade County Public Schools
Attendance Boundary Committee (ABC)
Student Diversity Factors***

Twin Lakes Elementary #5601

Student Diversity Factors	Current Percentage 2023-2024	Projected Percentage 2024-2025	Projected Percentage 2025-2026
White	1	1	0
Hispanic	99	98	98
Black (Non-Hispanic)	0	2	2
Asian	0	0	0
Indian	0	0	0
Multi-racial	0	0	0
FRL**	60	66	67
ELL***	61	65	65
ESE**** (Excluding Gifted)	7	7	6
Male	47	47	48
Female	53	53	52

* This chart must be submitted for each school affected by an ABC Recommendation. When submitting an ABC Recommendation for a school, this chart should follow the ABC Recommendation Data Form.

** FRL = Free/Reduced Lunch Status

*** ELL = English Language Learners

**** ESE = Exceptional Student Education

**Miami-Dade County Public Schools
Attendance Boundary Committee (ABC)
Student Diversity Factors***

Myrtle Grove K-8 Center #3581

Student Diversity Factors	Current Percentage 2023-2024	Projected Percentage 2024-2025	Projected Percentage 2025-2026
White	0	1	1
Hispanic	25	30	32
Black (Non-Hispanic)	75	70	68
Asian	0	0	0
Indian	0	0	0
Multi-racial	0	0	0
FRL**	85	88	87
ELL***	12	13	15
ESE**** (Excluding Gifted)	11	8	4
Male	50	48	47
Female	50	52	53

* This chart must be submitted for each school affected by an ABC Recommendation. When submitting an ABC Recommendation for a school, this chart should follow the ABC Recommendation Data Form.

- ** FRL = Free/Reduced Lunch Status
- *** ELL = English Language Learners
- **** ESE = Exceptional Student Education

**Miami-Dade County Public Schools
Attendance Boundary Committee (ABC)
Student Diversity Factors***

Carol City Middle #6051

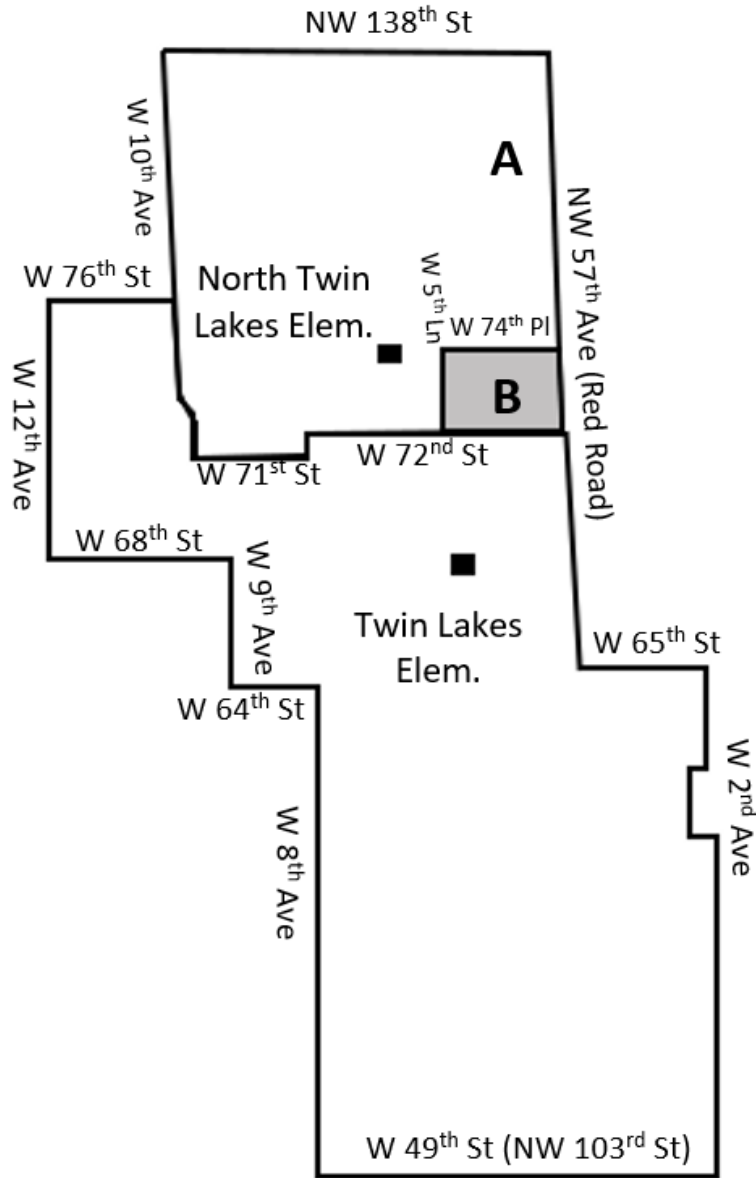
Student Diversity Factors	Current Percentage 2023-2024	Projected Percentage 2024-2025	Projected Percentage 2025-2026
White	1	1	1
Hispanic	18	18	18
Black (Non-Hispanic)	81	81	82
Asian	0	0	0
Indian	0	0	0
Multi-racial	0	0	0
FRL **	75	78	75
ELL ***	8	8	8
ESE **** (Excluding Gifted)	19	18	16
Male	50	51	50
Female	50	49	50

* This chart must be submitted for each school affected by an ABC Recommendation. When submitting an ABC Recommendation for a school, this chart should follow the ABC Recommendation Data Form.

- ** FRL = Free/Reduced Lunch Status
- *** ELL = English Language Learners
- **** ESE = Exceptional Student Education

North Twin Lakes Elementary
 625 W. 74th Place
 Hialeah, FL 33014

Twin Lakes Elementary
 6735 W. 5th Place
 Hialeah, FL 33012



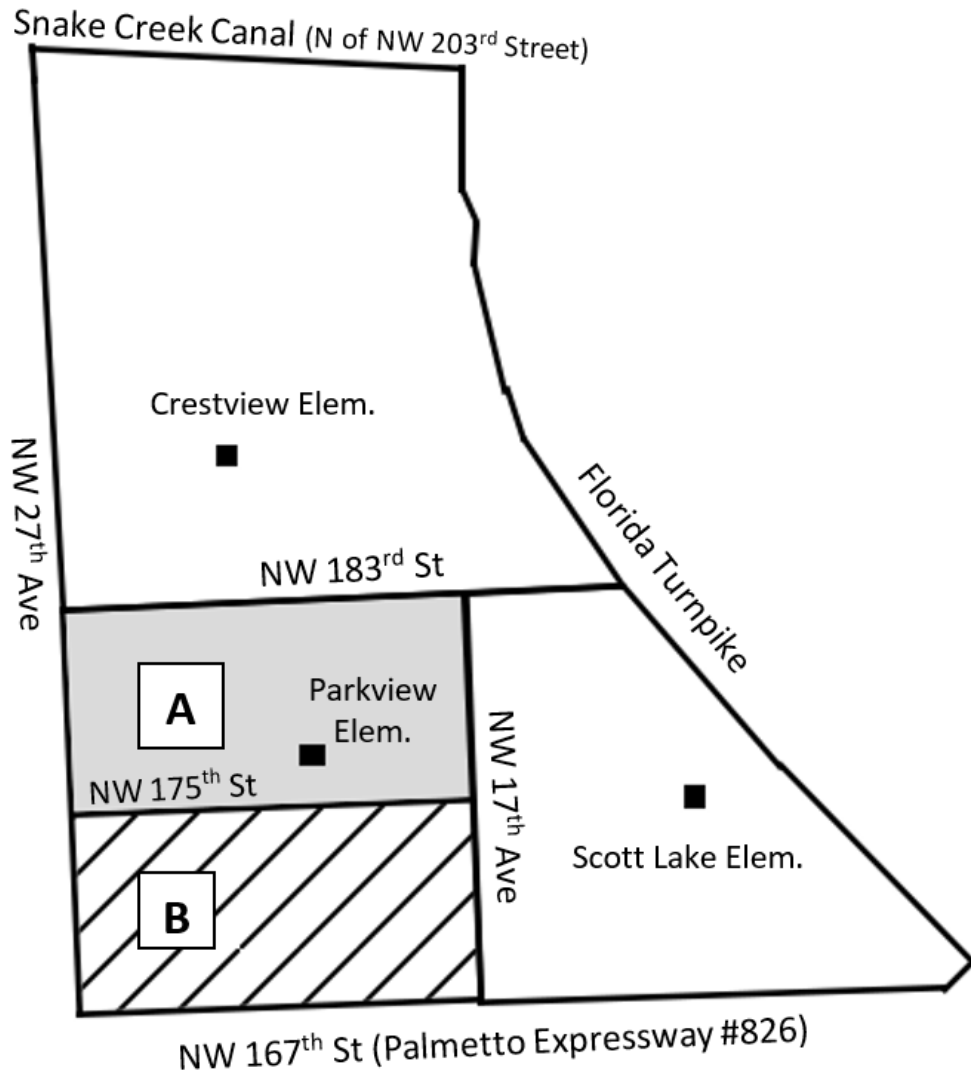
A & B

B

Areas A and B represent the current boundary for North Twin Lakes Elementary School.

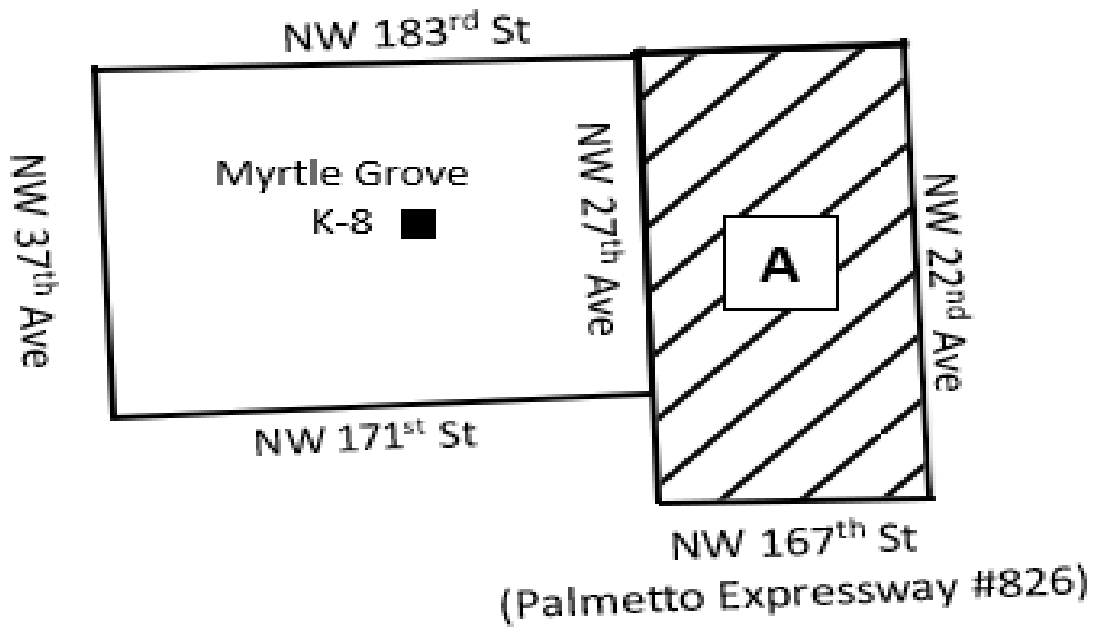
Area to be assigned from North Twin Lakes Elementary School to Twin Lakes Elementary School.

Crestview Elementary 2201 NW 187 th Street Miami Gardens, FL 33056	Parkview Elementary 17631 NW 20 th Avenue Miami Gardens, FL 33056	Scott Lake Elementary 1160 NW 175 th Street Miami Gardens, FL 33169
--	---	---



A &	Areas A and B represent the current boundary for Parkview Elementary.
A	Area to be assigned from Parkview Elementary to Crestview Elementary.
B	Area to be assigned from Parkview Elementary to Scott Lake Elementary.

Myrtle Grove K-8 Center
3125 NW 176th Street
Miami Gardens, FL 33056



Area A

Current boundary for Myrtle Grove K-8 Center will remain.

**Miami-Dade County Public Schools
Attendance Boundary Committee (ABC)
Capacity Membership Data**

CAPACITY MEMBERSHIP	CURRENT 2023-2024	
	North Twin Lakes Elem	Twin Lakes Elem
Grade Configuration	PK-5	PK-5
Student Enrollment	568	291
Perm & Temp FISH Cap	551	668
% Utilization Perm & Temp	103%	44%
PROJECTED 2024-2025		
Grade Configuration	PK-5	PK-5
Student Enrollment	562	368
Perm & Temp FISH Cap	551	668
% Utilization Perm & Temp	102%	55%
PROJECTED 2025-2026		
Grade Configuration	PK-5	PK-5
Student Enrollment	536	365
Perm & Temp FISH Cap	551	668
% Utilization Perm & Temp	97%	55%

**Miami-Dade County Public Schools
Attendance Boundary Committee (ABC)
Capacity Membership Data**

CAPACITY MEMBERSHIP	CURRENT 2023-2024	
	Crestview Elem	Scott Lake Elem
Grade Configuration	PK-5	PK-5
Student Enrollment	235	448
Perm & Temp FISH Cap	714	678
% Utilization Perm & Temp	33%	66%
PROJECTED 2024-2025		
Grade Configuration	PK-5	PK-5
Student Enrollment	303	461
Perm & Temp FISH Cap	714	678
% Utilization Perm & Temp	42%	68%
PROJECTED 2025-2026		
Grade Configuration	PK-5	PK-5
Student Enrollment	284	433
Perm & Temp FISH Cap	714	678
% Utilization Perm & Temp	40%	64%

**Miami-Dade County Public Schools
Attendance Boundary Committee (ABC)
Capacity Membership Data**

CAPACITY MEMBERSHIP	CURRENT 2023-2024	
	Myrtle Grove K-8	Carol City Middle
Grade Configuration	PK-8	6-8
Student Enrollment	251	373
Perm & Temp FISH Cap	735	1,060
% Utilization Perm & Temp	34%	35%
PROJECTED 2024-2025		
Grade Configuration	PK-5	6-8
Student Enrollment	184	451
Perm & Temp FISH Cap	735	1,060
% Utilization Perm & Temp	25%	43%
PROJECTED 2025-2026		
Grade Configuration	PK-5	6-8
Student Enrollment	186	427
Perm & Temp FISH Cap	735	1,060
% Utilization Perm & Temp	25%	40%

This page was left blank intentionally.

CENTRAL REGION

Eneida M. Hartner Elementary School

401 NW 29th Street
Miami, FL 33127

Shadowlawn Elementary

149 NW 49th Street
Miami, FL 33127

Toussaint L'Ouverture Elementary School

120 NE 59th Street
Miami, FL 33137

RECOMMENDATIONS

}
D
E
L
E
T
E
D

Establish new boundaries for Toussaint L'Ouverture Elementary School

Begin at North-South Expressway (I-95) and NW 62 Street (Dr. Martin Luther King Boulevard)
South to NW 50 Street (SR944)
East to North Miami Avenue
South to NE 43 Street
East to NE 4 Avenue
North to NE 61 Street (Dr. Martin Luther King Boulevard)
West to North-South Expressway (I-95),
point of beginning.

Establish new boundaries for Eneida M. Hartner Elementary School

Begin at North-South Expressway (I-95) and NW 50 Street
East to North Miami Avenue
South to NW 43 Street
East to NE 4 Avenue
South to Julia Tuttle Causeway (I-195)
East to Biscayne Bay
South along Biscayne Bay to NE 27 Street
West to North-South Expressway (I-95)
North to NW 50 Street,
point of beginning.

EFFECTS

Beginning with the 2024-2025 School Year:

- New boundaries will be established for Toussaint L'Ouverture Elementary School and Eneida M. Hartner Elementary School.
- In Area (A) thirty-six (36) kindergarten through fourth grade students currently residing in the boundary of Shadowlawn Elementary School will be assigned to Toussaint L'Ouverture Elementary School.
- In Area (B) thirty-eight (38) kindergarten through fourth grade students currently residing in the boundary of Shadowlawn Elementary School will be assigned to Eneida M. Hartner Elementary School.
- Students from Toussaint L'Ouverture Elementary School, and Eneida M. Hartner Elementary School will continue to attend Jose de Diego Middle School as their traditional Middle School. Both Elementary schools will remain in their respective feeder patterns.

**Miami-Dade County Public Schools
Attendance Boundary Committee (ABC)
Student Diversity Factors***

Toussaint L'Ouverture Elementary - 3051

Student Diversity Factors	Current Percentage 2023-2024	Projected Percentage 2024-2025	Projected Percentage 2025-2026
White	1%	1%	0%
Hispanic	35%	37%	39%
Black (Non-Hispanic)	64%	63%	62%
Asian	0%	0%	0%
Indian	0%	0%	0%
Multi-racial	0%	0%	0%
FRL **	74%	74%	73%
ELL ***	54%	53%	55%
ESE**** (Excluding Gifted)	19%	16%	13%
Male	56%	57%	55%
Female	44%	43%	45%

* This chart must be submitted for each school affected by an ABC Recommendation. When submitting an ABC Recommendation for a school, this chart should follow the ABC Recommendation Data Form.

- ** FRL = Free/Reduced Lunch Status
- *** ELL = English Language Learners
- **** ESE = Exceptional Student Education

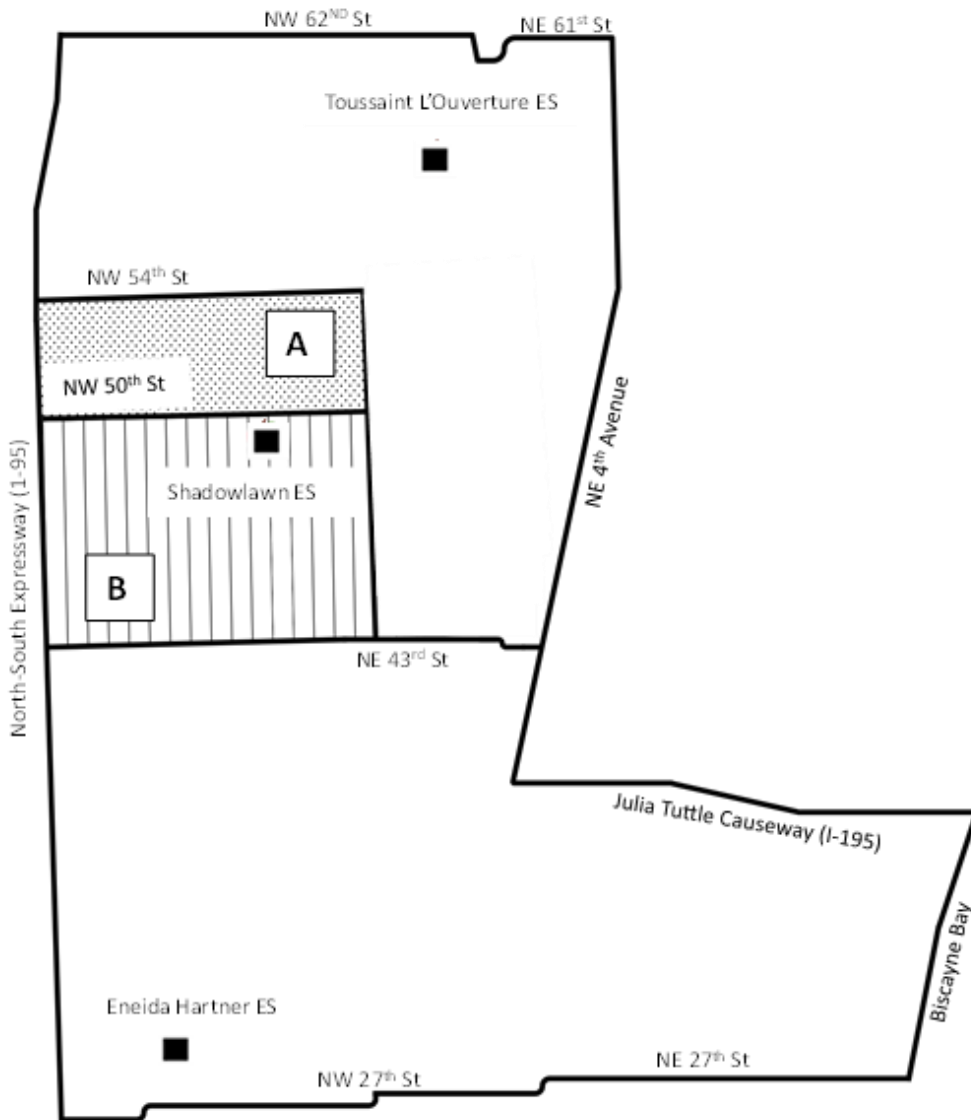
**Miami-Dade County Public Schools
Attendance Boundary Committee (ABC)
Student Diversity Factors***

Eneida M. Hartner Elementary - 2351

Student Diversity Factors	Current Percentage 2023-2024	Projected Percentage 2024-2025	Projected Percentage 2025-2026
White	2%	2%	2%
Hispanic	82%	82%	83%
Black (Non-Hispanic)	15%	16%	14%
Asian	1%	0%	0%
Indian	0%	0%	0%
Multi-racial	0%	0%	0%
FRL **	62%	71%	78%
ELL ***	55%	54%	51%
ESE**** (Excluding Gifted)	9%	9%	10%
Male	50%	50%	49%
Female	50%	50%	51%

* This chart must be submitted for each school affected by an ABC Recommendation. When submitting an ABC Recommendation for a school, this chart should follow the ABC Recommendation Data Form.

- ** FRL = Free/Reduced Lunch Status
- *** ELL = English Language Learners
- **** ESE = Exceptional Student Education



- | | |
|------------------|---|
| A & B | Areas A and B represents the current boundary assigned to Shadowlawn Elementary School. |
|------------------|---|
- | | |
|----------|--|
| A | Proposed new boundary for Toussaint L'Ouverture Elementary School to include Area A, currently assigned to Shadowlawn Elementary School with Jose de Diego Middle School remaining as the traditional Middle School. |
|----------|--|
- | | |
|----------|--|
| B | Proposed new boundary for Eneida M. Hartner Elementary School to include Area B, currently assigned to Shadowlawn Elementary School with Jose de Diego Middle School remaining as the traditional Middle School. |
|----------|--|

**Miami-Dade County Public Schools
Attendance Boundary Committee (ABC)
Capacity Membership Data**

CURRENT 2023-2024

CAPACITY MEMBERSHIP	Toussaint L'Ouverture Elementary	Eneida M Hartner Elementary
Grade Configuration	PK-5	PK-5
Student Enrollment	321	311
Perm & Temp FISH Cap	682	713
% Utilization Perm & Temp	47%	44%

PROJECTED 2024-2025

Grade Configuration	PK-5	PK-5
Student Enrollment	336	341
Perm & Temp FISH Cap	682	713
% Utilization Perm & Temp	49%	48%

PROJECTED 2025-2026

Grade Configuration	PK-5	PK-5
Student Enrollment	332	338
Perm & Temp FISH Cap	682	713
% Utilization Perm & Temp	49%	47%

This page was left blank intentionally.

SOUTH REGION

Calusa Elementary School

19580 West Calusa Club Drive
Miami, FL 33186

Claude Pepper Elementary

14550 SW 96th Street
Miami, FL 33186

RECOMMENDATIONS

Establish new boundaries for Calusa Elementary

Begin Lindgren Canal on SW 88 Street East to SW 123 Avenue (subdivision wall/fence)
South along SW 123 Avenue to fence line at SW 95 Street
West along fence line (SW 95 Street) to west side of SW 127 Avenue
South along west side of SW 127 Avenue to C-100 Cutler Drain Canal
West along north side of C-100 Cutler Drain Canal to west side of SW 132 Avenue
South along west side of SW 132 Avenue to north side of SW 120 Street
West along north side of SW 120 Street to east side of SW 137 Avenue
North along east side of SW 137 Avenue to SW 96 Street
East along south side of SW 96 Street to Lindgren Canal
North along the east side of Lindgren canal to SW 88 Street,
point of beginning.

Establish new boundaries for Claude Pepper Elementary

Begin Southeast corner of SW 147 Avenue & SW 88 Street east to Lindgren Canal.
South along west side of the Lindgren Canal to north side of SW 96 Street
West along north side of SW 96 Street to west side of SW 137 Avenue
South along west side of SW 137 Ave to northwest corner of SW 137 Ave & SW 120 Street
West along north side of SW 120 Street to SW 142 Avenue
North along east side of SW 142 Avenue to SW 104 Street
West along north side of SW 104 Street to SW 147 Avenue
North along the east side of SW 147 Avenue to the southeast corner of SW 147 Avenue &
SW 88 Street,
point of beginning.

EFFECTS

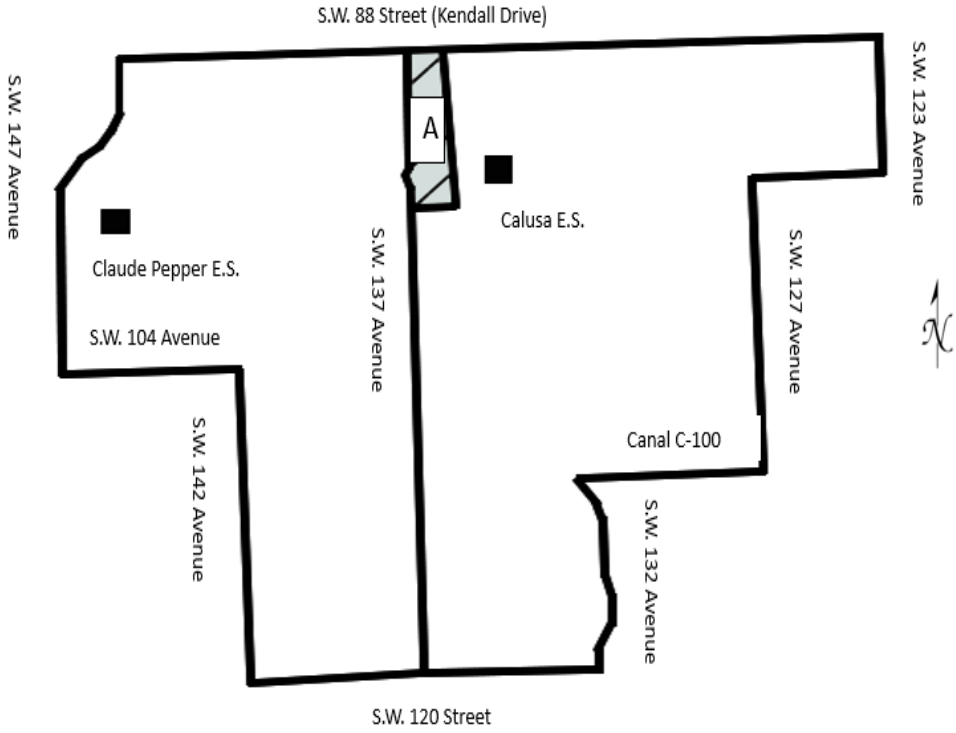
Beginning with the 2024-2025 School Year:

- Calusa Elementary's K-5 enrollment will remain stable at 750 students.
- Claude Pepper Elementary anticipates absorbing approximately 25 students.

Miami-Dade County Public Schools Attendance Boundary Committee (ABC) Student Diversity Factors*		
South Region Office		
Student Diversity Factors	Calusa Elementary School Current Percentage 2023-2024	Claude Pepper Elementary School Current Percentage 2023-2024
White	5.2%	3.1%
Hispanic	89.8%	93.3%
Black (Non-Hispanic)	1.9%	2.0%
Asian	2.6%	1.1%
Indian	0%	0%
Multi-racial	0.54%	0.44%
FRL**	45.1%	59.8%
ELL ***	25.2%	35.1%
ESE **** (excluding gifted)	7.2%	26.2%
Male	51.28%	55.56%
Female	48.72%	44.44%
<p>* This chart must be submitted for each school affected by an ABC recommendation. When submitting an ABC recommendation for a school, this chart should follow the ABC Recommendation Data Form.</p> <p>** FRL= Free/Reduced Lunch</p> <p>*** ELL= English Language Learners</p> <p>**** ESE= Exceptional Student Education</p> <p>Currently, projections are unavailable. The seven apartment buildings that make up the development are still in the construction phase. The builder will have a rental office open to the public sometime around March/April 2024. First phase of the project will not open to tenants until sometime in the Summer of 2024.</p>		

Calusa Elementary School
 19580 West Calusa Club Drive
 Miami, FL 33186

Claude Pepper Elementary
 14550 SW 96th Street
 Miami, FL 33186



<p>Area A</p>	<p>Proposed area assigned from Calusa Elementary to Claude Pepper Elementary</p>
----------------------	---

Miami-Dade County Public Schools Attendance Boundary Committee (ABC) Capacity Membership Data		
Current 2023-2024		
Capacity Membership	Calusa Elementary School	Claude Pepper Elementary School
Grade Configuration	PreK- 5	PreK- 5
Student Enrollment	741	445
Perm and Temp FISH Cap	792	950
% Utilization Perm and Temp	95%	44%

Currently, projections are unavailable. The seven apartment buildings that make up the development are still in the construction phase. The builder will have a rental office open to the public sometime around March/April 2024. First phase of the project will not open to tenants until sometime in the Summer of 2024.

Federal and State Laws

If you are seeking copies of the District's Discrimination and Harassment Policies for use in School and District Publications, please click [here](#) to access the documents that should be used. They are available in English, Spanish, and Haitian-Creole.

The School Board of Miami-Dade County, Florida adheres to a policy of nondiscrimination in employment and educational programs/activities and strives affirmatively to provide equal opportunity for all as required by:

Title VI of the Civil Rights Act of 1964 - prohibits discrimination on the basis of race, color, religion, or national origin.

Title VII of the Civil Rights Act of 1964 as amended - prohibits discrimination in employment on the basis of race, color, religion, gender, or national origin.

Title IX of the Education Amendments of 1972 - prohibits discrimination on the basis of gender.

Age Discrimination in Employment Act of 1967 (ADEA) as amended - prohibits discrimination on the basis of age with respect to individuals who are at least 40.

The Equal Pay Act of 1963 as amended - prohibits gender discrimination in the payment of wages to women and men performing substantially equal work in the same establishment.

Section 504 of the Rehabilitation Act of 1973 - prohibits discrimination against the disabled.

Americans with Disabilities Act of 1990 (ADA) - prohibits discrimination against individuals with disabilities in employment, public service, public accommodations, and telecommunications.

The Family and Medical Leave Act of 1993 (FMLA) - requires covered employers to provide up to 12 weeks of unpaid, job-protected leave to "eligible" employees for certain family and medical reasons.

The Pregnancy Discrimination Act of 1978 - prohibits discrimination in employment on the basis of pregnancy, childbirth, or related medical conditions.

Florida Educational Equity Act (FEEA) - prohibits discrimination on the basis of race, gender, national origin, marital status, or handicap against a student or employee.

Florida Civil Rights Act of 1992 - secures for all individuals within the state freedom from discrimination because of race, color, religion, sex, national origin, age, handicap, or marital status.

Title II of the Genetic Information Nondiscrimination Act of 2008 (GINA) - prohibits discrimination against employees or applicants because of genetic information.

Boy Scouts of America Equal Access Act of 2002 – no public school shall deny equal access to, or a fair opportunity for groups to meet on school premises or in school facilities before or after school hours or discriminate against any group officially affiliated with Boy Scouts of America or any other youth or community group listed in Title 36 (as a patriotic society).

Veterans are provided re-employment rights in accordance with P.L. 93-508 (Federal Law) and Section 295.07 (Florida Statutes), which stipulate categorical preferences for employment.

In Addition:

School Board Policies 1362, 3362, 4362, and 5517 - Prohibit harassment and/or discrimination against students, employees, or applicants on the basis of sex, race, color, ethnic or national origin, religion, marital status, disability, genetic information, age, political beliefs, sexual orientation, gender, gender identification, social and family background, linguistic preference, pregnancy, citizenship status, and any other legally prohibited basis. Retaliation for engaging in a protected activity is also prohibited.

For additional information contact:

Office of Civil Rights Compliance (CRC)
Executive Director/Title IX Coordinator
155 N.E. 15th Street, Suite P104E
Miami, Florida 33132
Phone: (305) 995-1580 TDD: (305) 995-2400 Fax: (305) 995-2047
Email: crc@dadeschools.net