

Work Jobs for
Special Education
Life Skills Classrooms

Social Studies and Language Arts

Created by: Berine Holmes Coleman
berine@hot.rr.com

Personal Behavior



Good choices vs. bad choices



Created using: Mayer-Johnson, Inc. Boardmaker and plastic butter dishes.

Objectives:

Student will identify appropriate behavior in the community environment.

Student will develop appropriate social skills.

Student will display appropriate manners during school situations.



What makes me feel this way?




Created using: Mayer-Johnson, Inc. Boardmaker

Objectives:

Student will list possible causes for given emotions and describe personal emotional states.



Matching emotions



Created using: Emotion cards by Face it!



Objectives:

Student will define various emotional moods.

Student will list possible causes for given emotions and describe personal emotional states.

Good store behavior vs. bad store behavior



Created using: Mayer-Johnson, Inc. Boardmaker and baskets from Wal-Mart


Objectives:

Student will identify appropriate behavior in the community environment.

Socialization




Marvelous Manners Video



www.teachersvideocompany.com

Objective:

Student will identify ways personal behavior effects others.




Student finds his/her name within a collection of classmates' names and names similar to his/her own.



Created using: Microsoft Word, card stock and laminating film

Objective:
Student will identify ownership.



Student sequences the steps for taking a shower.



Created using: Pictures downloaded from Functional Living Skills and Behavioral Rules
www.silverlingmm.com

Objective:

Student will identify ways personal behavior effects others.




Student sequences the steps for brushing his/her teeth.



Created using: Pictures downloaded from Functional Living Skills and Behavioral Rules www.silverlingmm.com

Objective:

Student will identify ways personal behavior effects others.



Recreation and Leisure



Student sorts outside activities from inside activities.




Created using: Mayer-Johnson, Inc. Boardmaker, cardstock and lamination film.



Objective:

Student will engage in indoor and outdoor activities at home, independently, or with friends or family members.

Fishing at Peaceable Kingdom



Objective:
Student will engage in outdoor activities.

Student sorts work/occupations from recreation/leisure activities.



Created using: Mayer-Johnson, Inc. Boardmaker, plastic butter dishes ,cardstock and lamination film.

Objective:

Student will differentiate between leisure and work time in both the school and home settings.




Matching things that go together.




Created using: Mayer-Johnson, Inc. Boardmaker, cardstock and lamination film.

Objectives:

Student identify sport activities and the basic equipment used for each.
Student will determine the necessary materials needed for various hobbies and activities.



Computer Time



Objective:
Student will engage in indoor activities.

Match sports equipment to various types of sports.




Created using: Pictures downloaded from various sites on the internet, card stock and sheet protectors.

Objective:

Student will identify equipment needed for a variety of sports events.



Horseback riding at Peaceable Kingdom.




Objective:
Student will engage in outdoor activities.

Puzzles



Objective:
Student will engage in indoor activities.



Personal Business



Sort needs from wants.




Created using: Mayer-Johnson, Inc. Boardmaker, cardstock, laminating film and plastic butter dishes.

Objective:

Student will plan a "needs/wants" budget.



Sort different types of available housing (houses, apartments and mobile homes)



Created using: small tackle box, Mayer-Johnson, Inc. Boardmaker, cardstock, laminating film and pictures downloaded from the internet.

Objective:

Student will identify various types of housing available in the community.

Community Service



Match the tools to the occupation.




Created using: Evan Moor Take it to your Seat and laminating film.

Objective:

Student will identify community services to the supplies needed.



Match the type of work with the occupation.




Created using: Mayer-Johnson, Inc. Boardmaker, cardstock and lamination film.

Objective:

Student will become familiar with community services and jobs, and the function of each.



Categorize occupations.



Created using: baskets from Wal-Mart, Mayer-Johnson, Inc. Boardmaker and wooden figures.

Objective:
Student will develop a knowledge of community resources.



Shopping



Sort clothing items by type/department.



Created using: Mayer-Johnson, Inc. Boardmaker, cardstock, laminating film, baskets from Wal-Mart, shopping cards from Attainment, Inc.



Objective:

Student will receive exposure to a variety of simulated shopping experiences.


Walking safely through the parking lot at Wal-Mart.



Objective:
Student will increase and refine grocery shopping skills.



Student sorts formal clothing from casual clothing.



Created using: Mayer-Johnson, Inc. Boardmaker, cardstock, laminating film and pictures downloaded from www.jcpenney.com

Objective:

Student will practice making purchases of clothing.



Student sorts

items/occupations/relationships that pertain only to a man, only to a woman, or to both.



Created using: Mayer-Johnson, Inc. Boardmaker, cardstock and laminating film.

Objective:


Student will practice making purchases of clothing.

Placing items on the conveyor belt at Wal-Mart.



Objective:

Student will increase and refine grocery shopping skills.



Student sorts items that need to be purchased at a department vs. that need to be purchased at a grocery store.



Created using: Index cards, library pockets, pictures cut out from a JC Penney's catalog and HEB (local grocery store) circular.

Objectives:

Student will discriminate food stores from other stores.

Student will select the type of store needed for specific purchases.




Sort the non-food items into the correct department category.




Created using: Mayer-Johnson, Inc. Boardmaker, cardstock, laminating film and shopping cards from Attainment, Inc.

Objective:

Student will refine general shopping skills.



Sort men from women (men's restroom vs. women's restroom)



Created using: Mayer-Johnson, Inc. Boardmaker, cardstock and plastic butter dishes.

Objective:

Student will receive exposure to a variety of simulated shopping experiences.




Loading purchases in the van.




Objective:

Student will increase and refine grocery shopping skills.



Sort men from women's community restroom words and symbols.



Created using: index cards, Microsoft Word, pictures from JC Penney's catalog and baskets from Wal-Mart.

Objectives:

Student will locate the appropriate restroom within the community environment.

Student will identify school restroom labels and international symbols.



Sort men from women.




Created using: cardstock, lamination film, index cards, pictures cut out of magazines and Mayer Johnson Boardmaker Inc.

Objective:

Student will locate the appropriate restroom within the school environment.



Sort foods into grocery store departments.



Created using: shopping cards from Attainment, Inc, and index cards.

Objective:


Student will increase and refine grocery shopping skills.



Restaurants




Throwing away the trash at McDonalds



Objective:
Student will refine skills necessary in a fast-food restaurant.

Crossing the street at McDonalds



Objectives:


Student will refine skills necessary in a fast food restaurant.

Student will identify reasons for common traffic and safety rules and practices.

Government



Put an American flag together.



Created using: An American flag downloaded from the internet, cardstock and laminating film.

Objective:

Student will demonstrate knowledge of the federal government.



Identify community signs.




Created using: wooden traffic signs.

Objectives:

Student will state examples of rules within the community.

Student will identify reasons for common traffic and safety rules and practices.

Student will identify traffic signs by shape.



Transportation



Sort land travel, water travel and air travel.




Created using: Mayer-Johnson, Inc. Boardmaker, cardstock, laminating film and pictures downloaded from the internet.

Objectives:

Student will identify modes of transportation for moving people from place to place.


Students will identify types of air, land and water travel.



Geography




Inset USA Puzzle



Objectives:

- Student will name the states that border his/her own state.
- Student will demonstrate knowledge of the federal government.
- Student will indicate the name of his/her country, state and community.

Floor puzzle of USA





Objectives:

Student will name the states that border his/her own state.

Student will demonstrate knowledge of the federal government.

Student will indicate the name of his/her country, state and community.

What goes in each room of the house.




Created using: Mayer-Johnson, Inc. Boardmaker, cardstock and laminating film.

Objectives:

- Student will identify rooms and their functions within the home.
- Student will identify where household items are stored within the home environment.




Barbie furniture... student sets up each room of a house.




Objectives:

Student will identify rooms and their functions within the home.
Student will identify where household items and furniture are stored within the home environment

Family Life





- Take advantage of various holidays to have the students make gifts for their family members.
- Take lots of cute pictures to send home.
- Encourage students to bring pictures of their families to school.



Language Arts

Student clips clothespin letters onto letter card.



Created using: foam letters, clothes pins, cardboard, glue and a basket from Wal-Mart.

Objective:

Student will recognize letters.




Match letters to the letters
in the egg crate.





Created using: foam letters, glue and 2 $\frac{1}{2}$ dozen egg crate.

Objective:
Student will recognize letters.



Weekly Newspaper with current events written in simple words and picture symbols.



www.news-2-you.com



Objectives:

Student will understand that print runs from left to right.

Student will understand that written words are separated by spaces.

Match colors to color words.




Created using; colored blocks, a poster about colors (cut up) and color word cards with sentences on the back.

Objective:

Student will recognize that print represents spoken language and conveys meaning.




Basic Sight Words



Objective:

Student will recognize that print represents spoken language and conveys meaning.

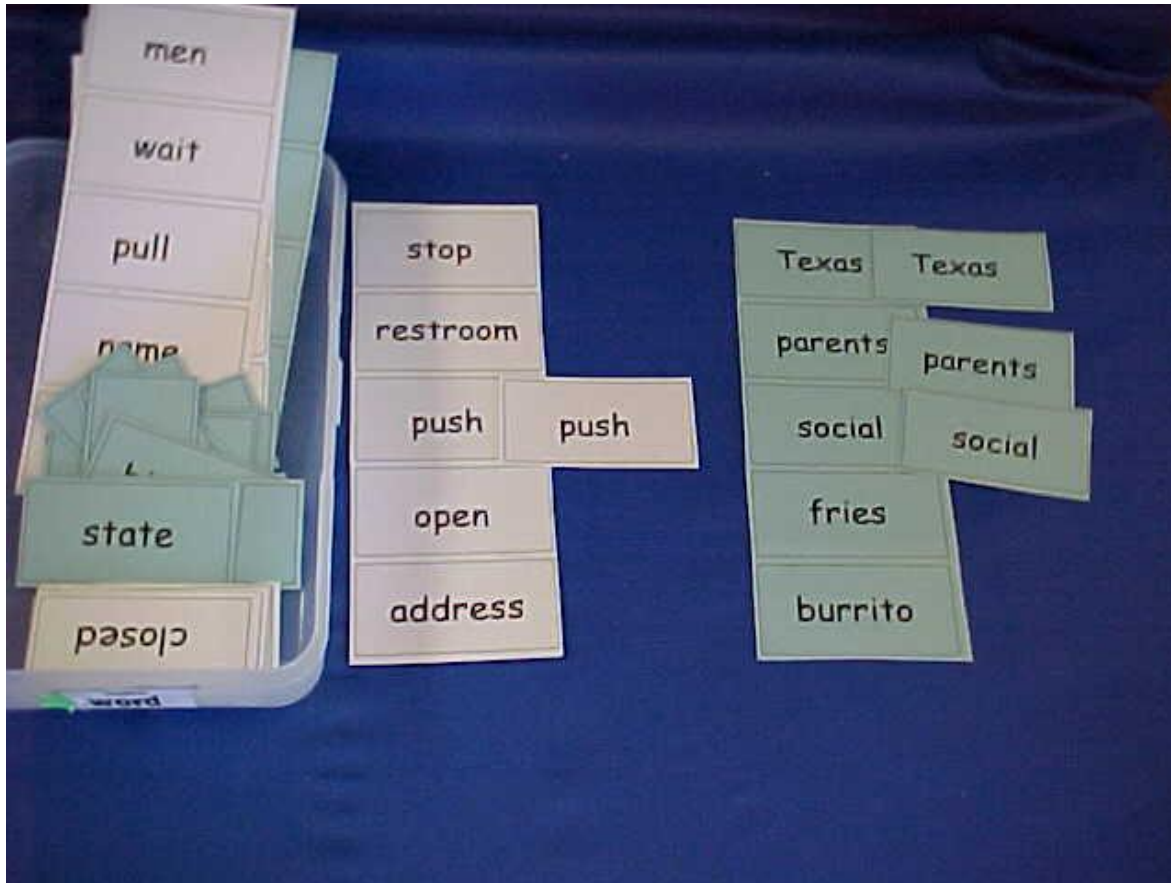
Students' individual boxes. These boxes contain their personal data and other such things that only apply to them. These have to be restocked from time to time.



Objective:

Student will state his/her personal data (name, address, phone number, etc.)


Match functional sight words.



Created using: Microsoft Word, cardstock and laminating film.

Objective:

Student will functional words within the community.




Sequence alphabet and match with beginning letter picture.




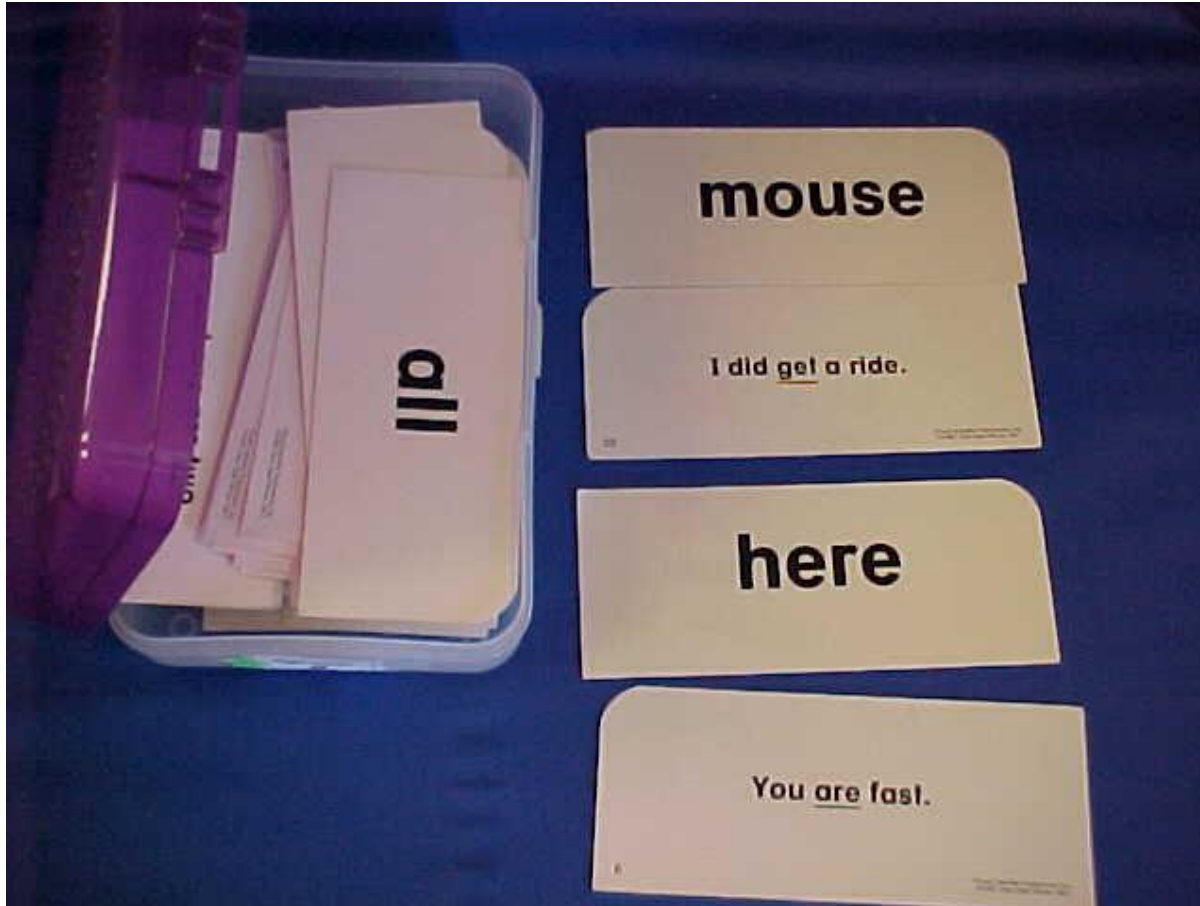
Created using: An alphabet poster - cut up.

Objective:

Student will begin to make letter/sound matches.




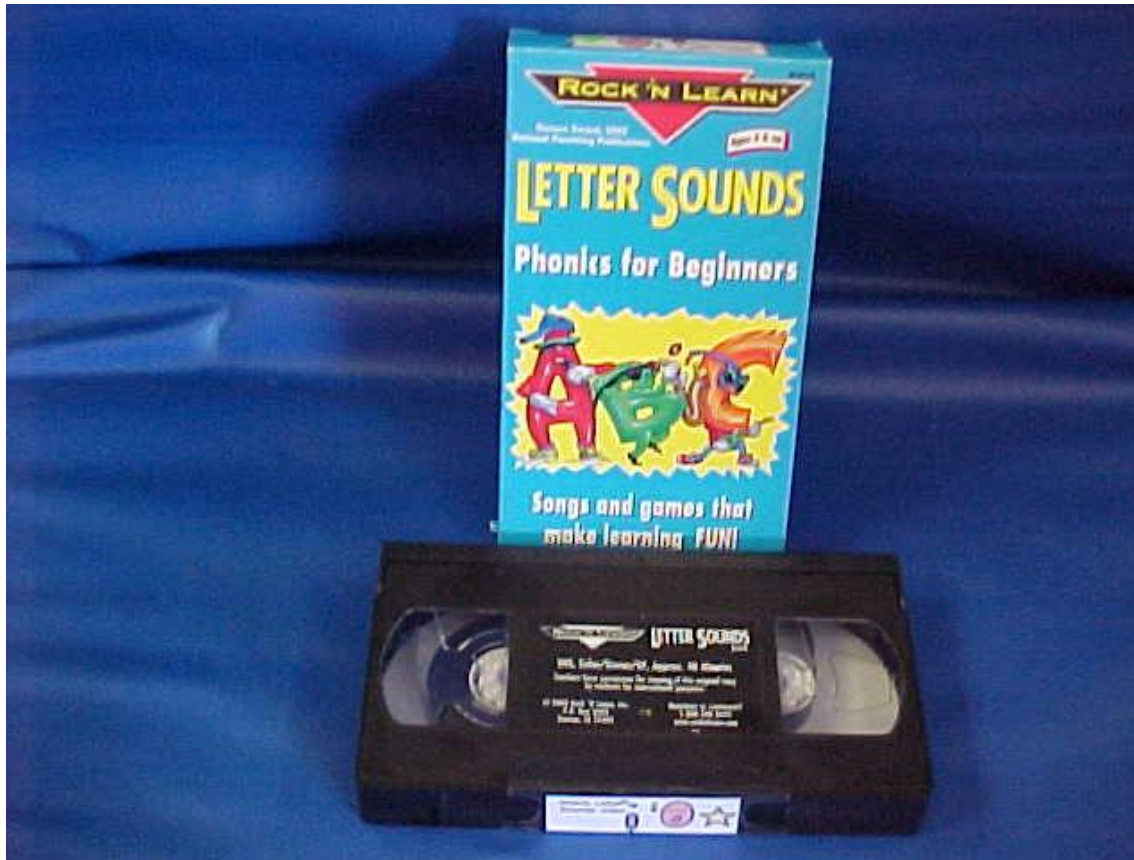
Basic Sight Words with and without Sentences



Objectives:

Student will use common spelling patterns to read words.
Student will read one syllable words.



Letter Sounds Video



Objective:

Student will attempt to connect the sounds in a word with its letter form.


Articulation Word and Picture Cards



Objective:

Student will recognize that print represents spoken language and conveys meaning.


Plastic Letters to Spell Personal Data or Functional Sight Words.



Objective:

Student will recognize that print represents spoken language and conveys meaning.

Foam Letters to Spell Personal Data or Functional Sight Words.



Objective:

Student will recognize that print represents spoken language and conveys meaning.



Match word ending and colors.



Objective:

Student will write with more proficient spelling of inflectional endings such as plurals and verb tenses.

Sort left from right



Created using: wooden red and green blocks, Mayer-Johnson, Inc. Boardmaker and plastic baskets from Wal-Mart.



Objective:
Student will understand that print goes from left to right.

Match community signs



Objective:
Student will recognize familiar signs, labels, and names in environment.




Adapted Social Studies Books



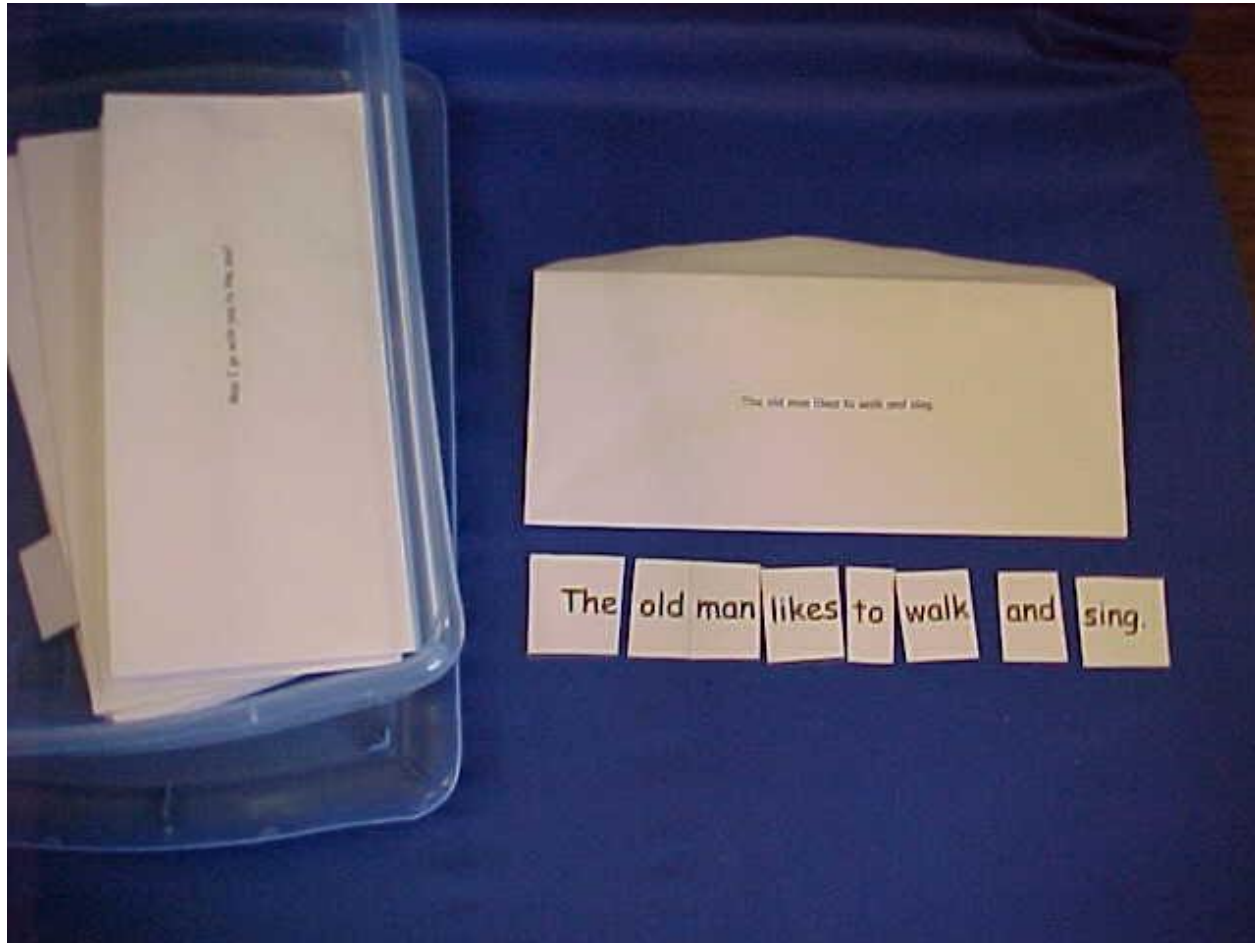
Created using: Books from www.redbricklearning.com , velcro, clear duck tape, Cardstock, Mayer-Johnson, Inc. Boardmaker and Microsoft Word.

Objective:

Student will select a book based on its content; demonstrate an understanding of what the book is about.



Reconstruct/Sequence the Sentence



Created using: legal sized envelopes, copy paper and Microsoft Word.

Objective:

Student will understand patterning in a sentence.




Sort fictional/not real animals from fact/real animals.



Created using: cardstock, Mayer-Johnson, Inc, Boardmaker, laminating film, pictures downloaded from the internet www.worth1000.com (fake animals) and <http://www.premierphotographer.com/animals.html> (real animals).

Objective:

Student will distinguish fiction from non-fiction, including fact and fantasy.



Sort pictures of real/living people and animals from pictures of non-living people and animals.



Created using cardstock, pictures downloaded from the internet, Mayer-Johnson, Inc. Boardmaker and laminating film. www.toysrus.com
www.jcpenny.com

Objective:

Student will distinguish fiction from non-fiction, including fact and fantasy.




File functional sight words.



Created using: file box with files from Wal-Mart, cardstock and Microsoft Word.

Objectives:

- Student will learn the vocabulary of functional school words.
- Student will recognize the beginning letter in words.
- Student will learn the concept of alphabetizing.



Folder Games for Social Studies and Language Arts



Matching up compound words.



Place the missing words in the story's blanks.



Place the food items with the restaurant that serves that particular food.




Match the plural or singular word with the picture.



Match the items that go together.





Match the animals and transportation items to correct shape.




Match the water/air and land transportation to the correct shape.



Match the correct tools
to the occupation.



Match lower case letter to upper case letters.



Match letters and beginning sounds.



Match rhyming words.

