



ENROLLMENT OCTOBER 2024

October 2024 Student Enrollment by Grade and Ethnicity

GRADE	White		Black Non-Hispanic		Hispanic		Other		TOTAL
	Number	Percent	Number	Percent	Number	Percent	Number	Percent	
PK	0	. %	0	. %	32	100 %	.	. %	32
KG	6	6.5 %	3	3.2 %	82	88.2%	.	. %	93
01	5	3.6 %	2	1.4 %	130	94.2%	.	. %	138
02	5	3.5 %	4	2.8 %	129	90.8%	1	0.7 %	142
03	4	2.3 %	5	2.9 %	160	93.6%	.	. %	171
04	10	5.9 %	1	0.6 %	157	92.9%	.	. %	169
05	12	7.1 %	7	4.1 %	148	87.1%	.	. %	170
06	6	4.3 %	7	5 %	126	89.4%	.	. %	141
07	5	2.8 %	3	1.7 %	168	94.9%	.	. %	177
08	6	3.5 %	10	5.8 %	151	88.3%	.	. %	171
TOTAL	59	4.2 %	42	3 %	1283	91.4%	1	0.1 %	1404

October 2024 Exceptional Student Program Information

Program	Number with Exceptionality
Special Education	214
Gifted	101
TOTAL	315

October 2024 Least Restrictive Environment

46 %

ACADEMIC PERFORMANCE

School Grade

2023-2024	2024-2025
A	A

Measures of School Grade

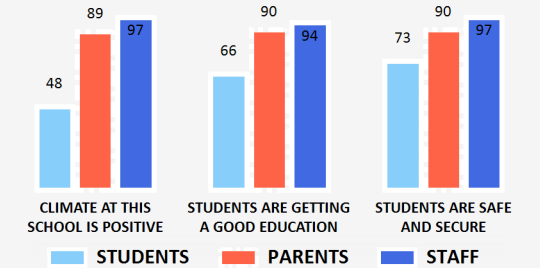
		2023-2024	2024-2025	Change
ELA	Achievement	73	74	↑
	LG All	69	69	→
	LG Low 25%	62	65	↑
	Gr. 3 Achievem.	83	75	↓
Math	Achievement	77	75	↓
	LG All	77	66	↓
	LG Low 25%	69	60	↓
Science Achievement		54	62	↑
Social Studies Achievement		85	85	→
Middle School Acceleration		58	71	↑

October 2024 English Language Learners

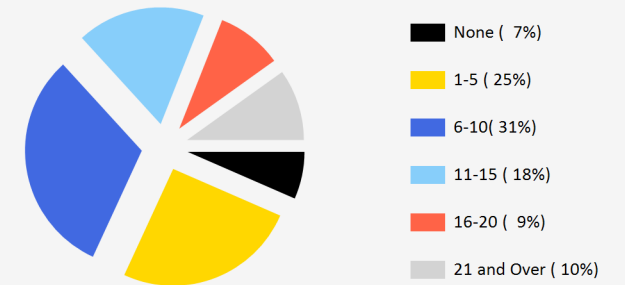
Number	Percent
288	20.5 %

SCHOOL CULTURE 2024-2025

Percentage Agreeing with Each Statement



Student Days Absent



Average Daily Attendance (180 Days Total)

Instructional Staff	Students
94.07 %	93.89 %

TEACHER AND ADMINISTRATOR CHARACTERISTICS

October 2024 Staff Type by Ethnicity

	White		Black Non-Hispanic		Hispanic		TOTAL
	Number	Percent	Number	Percent	Number	Percent	
Administrators	1	25 %		%	3	75 %	4
Instructional Staff	12	13 %	11	12 %	66	73 %	90
Instructional Support		%	3	12 %	21	84 %	25
Non-Instructional Support	2	15 %		%	11	85 %	13

Note: Total includes staff that belong to "Other" ethnicities.

October 2024 Instructional Staff Level of Education

Level of Education	Number	Percent	Total
Bachelor Degree	45	50 %	90
Master's Degree	42	47 %	
Specialist	1	1 %	
Doctoral Degree	1	1 %	

TRANSPORTATION

- Standard Boundary: There is bus service for all students living inside the attendance boundary and live further than 2 miles from schools.
- Transportation for those who have it stipulated on their IEP.
- After School Care 01:50 PM-06:00 PM
- Before School Care-



Miami-Dade County Public Schools

0091 BOB GRAHAM EDUCATION CENTER
15901 NW 79TH AVE, MIAMI LAKES, FL, 33016

2024-2025

Region: North
School Phone Number: 3055573303

PROGRAMS SERVICES ELECTIVES


Theme	October 2025 Program Name	Program Type
-------	---------------------------	--------------

- After School Care
- Extended Foreign Language
- Gifted Center
- Pre-Kindergarten Program
- PTA
- PTSO
- School Volunteer Program

- Art
- Band
- Coding Fundamentals
- Computer Applications
- Creative Writing
- Dance
- Finance / Financial Literacy
- Journalism
- Law Studies
- Music
- Office / Media Aide
- Peer Counseling
- Physical Education
- Robotics
- Spanish
- Speech and Debate
- Theatre/Drama
- TV Production
- World Language
- Yearbook

SPORTS

- Basketball
- Cheerleading
- Dance
- Intra-Mural Sports
- Soccer



Miami-Dade County Public Schools

0091 BOB GRAHAM EDUCATION CENTER
15901 NW 79TH AVE, MIAMI LAKES, FL, 33016

2024-2025

Region: North

School Phone Number: 3055573303

CLUBS

- Band
- Best Buddies
- Cheerleading
- Chorus
- Coding Club
- Dance Team
- Geography Bee
- Mindfulness Club
- Robotics Club
- Safety Patrol / Youth Crime Watch
- STEM /STEAM Club

SCHOOL AWARDS

- Fairchild Challenge Award
- Five Star School Award
- Florida Department of Education (FL DOE) School of Excellence
- Florida PTA Community Membership Award
- Florida PTA President's Membership Award
- Golden School Award
- Grant Awardee
- VEX IQ Robotics Award