



Miami-Dade County Public Schools

1401 CHARLES R DREW K-8 CENTER
1775 NW 60TH ST, MIAMI, FL, 33142

2024-2025

Region: Central
School Phone Number: 3056918021

ENROLLMENT OCTOBER 2024

October 2024 Student Enrollment by Grade and Ethnicity

GRADE	White		Black Non-Hispanic		Hispanic		Other		TOTAL
	Number	Percent	Number	Percent	Number	Percent	Number	Percent	
PK	0	.%	33	94.3%	2	5.7%	.	.%	35
KG	2	7.4%	23	85.2%	2	7.4%	.	.%	27
01	0	.%	22	95.7%	1	4.3%	.	.%	23
02	0	.%	32	91.4%	3	8.6%	.	.%	35
03	0	.%	39	86.7%	6	13.3%	.	.%	45
04	0	.%	30	88.2%	4	11.8%	.	.%	34
05	0	.%	36	83.7%	6	14%	.	.%	43
06	1	1.6%	52	83.9%	9	14.5%	.	.%	62
07	1	1.3%	69	92%	5	6.7%	.	.%	75
08	0	.%	74	89.2%	9	10.8%	.	.%	83
TOTAL	4	0.9%	410	88.7%	47	10.2%	.	.%	462

October 2024 Exceptional Student Program Information

Program	Number with Exceptionality
Special Education	77
Gifted	18
TOTAL	95

October 2024 Least Restrictive Environment

100 %

ACADEMIC PERFORMANCE

School Grade

2023-2024	2024-2025
B	C

Measures of School Grade

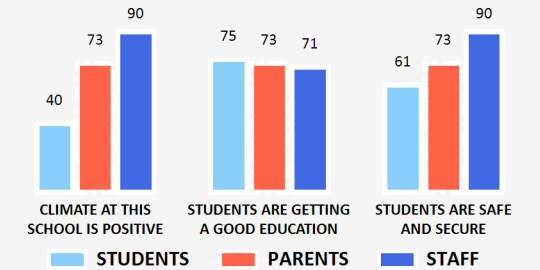
		2023-2024	2024-2025	Change
ELA	Achievement	36	37	↑
	LG All	53	51	↓
	LG Low 25%	66	61	↓
	Gr. 3 Achievem.	24	23	↓
Math	Achievement	46	48	↑
	LG All	59	57	↓
	LG Low 25%	69	70	↑
Science Achievement		53	41	↓
Social Studies Achievement		77	79	↑
Middle School Acceleration		85	84	↓

October 2024 English Language Learners

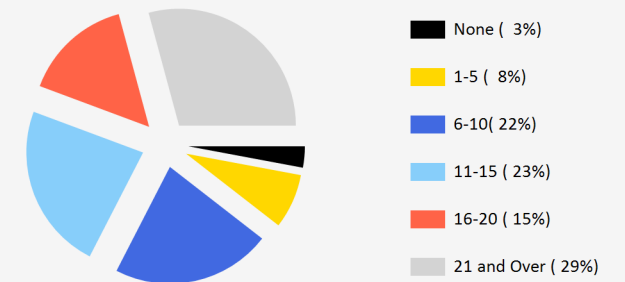
Number	Percent
19	4.1%

SCHOOL CULTURE 2024-2025

Percentage Agreeing with Each Statement



Student Days Absent



Average Daily Attendance (180 Days Total)

Instructional Staff	Students
93.20%	90.63%

TEACHER AND ADMINISTRATOR CHARACTERISTICS

October 2024 Staff Type by Ethnicity

	White		Black Non-Hispanic		Hispanic		TOTAL
	Number	Percent	Number	Percent	Number	Percent	
Administrators		%	3	100%		%	3
Instructional Staff	2	6%	28	85%	3	9%	33
Instructional Support		%	7	78%	2	22%	9
Non-Instructional Support		%	6	100%		%	6

Note: Total includes staff that belong to "Other" ethnicities.

October 2024 Instructional Staff Level of Education

Level of Education	Number	Percent	Total
Bachelor Degree	19	58%	33
Master's Degree	11	33%	
Specialist	1	3%	
Doctoral Degree		%	

TRANSPORTATION


- Standard Boundary: There is bus service for all students living inside the attendance boundary and live further than 2 miles from schools.

- 12:00 AM

- 12:00 AM

- After School Care 03:30 PM-06:00 PM

- Before School Care 12:00 AM-12:00 AM



Miami-Dade County Public Schools

1401 CHARLES R DREW K-8 CENTER
1775 NW 60TH ST, MIAMI, FL, 33142

2024-2025

Region: Central
School Phone Number: 3056918021

PROGRAMS SERVICES ELECTIVES

Theme	October 2025 Program Name	Program Type		
Visual & Performing Arts	Visual & Performing Arts - Dance (Auditions Required)	Visual & Performing Arts/Audition	- After School Care	- Band
Visual & Performing Arts	Visual & Performing Arts - Music (Auditions Required)	Visual & Performing Arts/Audition	- Pre-Kindergarten Program	- Dance
Visual & Performing Arts	Visual & Performing Arts - Theatre (Auditions Required)	Visual & Performing Arts/Audition	- PTA	- Physical Education
Visual & Performing Arts	Visual & Performing Arts - Visual Arts (Auditions Required)	Visual & Performing Arts/Audition	- PTSO	- Theatre/Drama

CLUBS SPORTS SCHOOL AWARDS

- 5000 Role Models	- Flag Football	- Magnet Schools of America Merit Award
- Band	- Soccer	- STEM/STEAM Designation
- Dance Team	- Track and Field	
- Drama Club / Thespians		
- Mindfulness Club		
- Student Council / Student Government		