



Miami-Dade County Public Schools

2881 LEWOOD K-8 CENTER
10343 SW 124TH ST, MIAMI, FL, 33176

2024-2025

Region: South
School Phone Number: 3052337430

ENROLLMENT OCTOBER 2024

October 2024 Student Enrollment by Grade and Ethnicity

GRADE	White		Black Non-Hispanic		Hispanic		Other		TOTAL
	Number	Percent	Number	Percent	Number	Percent	Number	Percent	
PK	4	21.1%	1	5.3 %	13	68.4%	1	5.3 %	19
KG	12	22.2%	1	1.9 %	40	74.1%	1	1.9 %	54
01	5	11.6%	1	2.3 %	35	81.4%	1	2.3 %	43
02	23	34.8%	1	1.5 %	39	59.1%	2	3 %	66
03	11	15.9%	4	5.8 %	52	75.4%	2	2.9 %	69
04	4	9.5 %	2	4.8 %	35	83.3%	1	2.4 %	42
05	6	9.2 %	4	6.2 %	52	80 %	1	1.5 %	65
06	5	12.8%	3	7.7 %	29	74.4%	.	. %	39
07	6	14 %	3	7 %	34	79.1%	.	. %	43
08	6	9.1 %	4	6.1 %	56	84.8%	.	. %	66
TOTAL	82	16.2%	24	4.7 %	385	76.1%	9	1.8 %	506

October 2024 Exceptional Student Program Information

Program	Number with Exceptionality
Special Education	67
Gifted	188
TOTAL	255

October 2024 Least Restrictive Environment

95 %

ACADEMIC PERFORMANCE

School Grade

2023-2024	2024-2025
A	A

Measures of School Grade

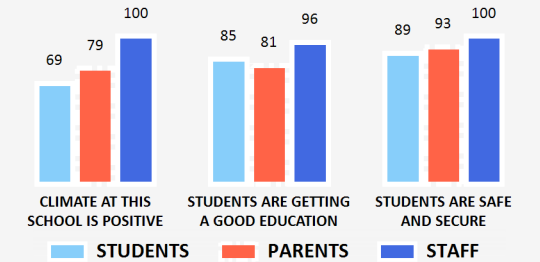
		2023-2024	2024-2025	Change
ELA	Achievement	73	80	↑
	LG All	64	69	↑
	LG Low 25%	50	65	↑
	Gr. 3 Achievem.	79	87	↑
Math	Achievement	70	79	↑
	LG All	67	70	↑
	LG Low 25%	55	68	↑
Science Achievement		65	82	↑
Social Studies Achievement		82	79	↓
Middle School Acceleration		79	83	↑

October 2024 English Language Learners

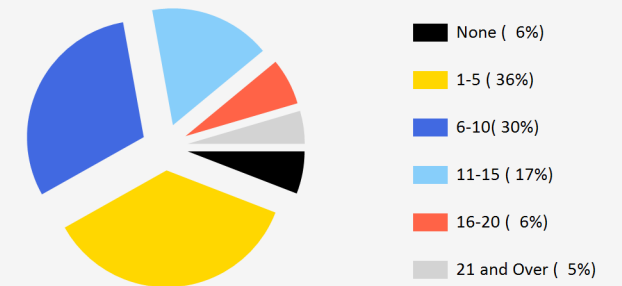
Number	Percent
37	7.3 %

SCHOOL CULTURE 2024-2025

Percentage Agreeing with Each Statement



Student Days Absent



Average Daily Attendance (180 Days Total)

Instructional Staff	Students
94.58 %	95.09 %

TEACHER AND ADMINISTRATOR CHARACTERISTICS

October 2024 Staff Type by Ethnicity


	White		Black Non-Hispanic		Hispanic		TOTAL
	Number	Percent	Number	Percent	Number	Percent	
Administrators		%		%	2	100 %	2
Instructional Staff	10	29 %	2	6 %	22	65 %	34
Instructional Support	2	67 %		%	1	33 %	3
Non-Instructional Support		%	1	13 %	7	88 %	8

Note: Total includes staff that belong to "Other" ethnicities.

October 2024 Instructional Staff Level of Education

Level of Education	Number	Percent	Total
Bachelor Degree	21	62 %	34
Master's Degree	11	32 %	
Specialist	1	3 %	
Doctoral Degree	1	3 %	

TRANSPORTATION



Miami-Dade County Public Schools

2881 LEEWOOD K-8 CENTER
10343 SW 124TH ST, MIAMI, FL, 33176

2024-2025

Region: South
School Phone Number: 3052337430

PROGRAMS SERVICES ELECTIVES

Theme	October 2025 Program Name	Program Type		
-------	---------------------------	--------------	--	--

CLUBS SPORTS SCHOOL AWARDS

|--|--|--|