



### ENROLLMENT OCTOBER 2024

October 2024 Student Enrollment by Grade and Ethnicity

GRADE	White		Black Non-Hispanic		Hispanic		Other		TOTAL
	Number	Percent	Number	Percent	Number	Percent	Number	Percent	
PK	1	5 %	0	. %	19	95 %	.	. %	20
KG	3	8.8 %	10	29.4%	19	55.9%	1	2.9 %	34
01	1	3.3 %	2	6.7 %	26	86.7%	.	. %	30
02	2	4.9 %	12	29.3%	27	65.9%	.	. %	41
03	6	7.9 %	12	15.8%	54	71.1%	2	2.6 %	76
04	8	10.8%	13	17.6%	51	68.9%	2	2.7 %	74
05	7	9 %	11	14.1%	59	75.6%	.	. %	78
06	4	6.5 %	4	6.5 %	51	82.3%	1	1.6 %	62
07	5	8.6 %	2	3.4 %	50	86.2%	.	. %	58
08	0	. %	2	6.3 %	29	90.6%	.	. %	32
<b>TOTAL</b>	<b>37</b>	<b>7.3 %</b>	<b>68</b>	<b>13.5%</b>	<b>385</b>	<b>76.2%</b>	<b>6</b>	<b>1.2 %</b>	<b>505</b>

#### October 2024 Exceptional Student Program Information

Program	Number with Exceptionality
Special Education	106
Gifted	81
<b>TOTAL</b>	<b>187</b>

#### October 2024 Least Restrictive Environment

100 %

### ACADEMIC PERFORMANCE

#### School Grade

2023-2024	2024-2025
<b>A</b>	<b>B</b>

#### Measures of School Grade

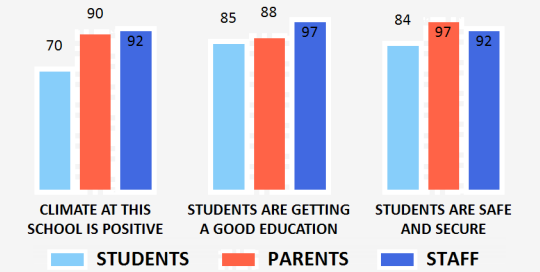
		2023-2024	2024-2025	Change
ELA	Achievement	68	65	↓
	LG All	72	65	↓
	LG Low 25%	60	57	↓
	Gr. 3 Achievem.	62	75	↑
Math	Achievement	66	64	↓
	LG All	67	60	↓
	LG Low 25%	65	51	↓
Science Achievement		62	59	↓
Social Studies Achievement		84	68	↓
Middle School Acceleration		74	70	↓

#### October 2024 English Language Learners

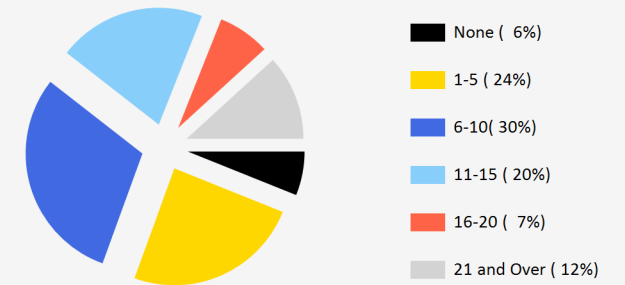
Number	Percent
112	22.2 %

### SCHOOL CULTURE 2024-2025

#### Percentage Agreeing with Each Statement



#### Student Days Absent



#### Average Daily Attendance (180 Days Total)

Instructional Staff	Students
93.66 %	94.01 %

### TEACHER AND ADMINISTRATOR CHARACTERISTICS

October 2024 Staff Type by Ethnicity

	White		Black Non-Hispanic		Hispanic		TOTAL
	Number	Percent	Number	Percent	Number	Percent	
Administrators		%	1	50 %	1	50 %	2
Instructional Staff	4	10 %	4	10 %	34	81 %	42
Instructional Support	1	20 %		%	4	80 %	5
Non-Instructional Support	3	33 %		%	6	67 %	9

Note: Total includes staff that belong to "Other" ethnicities.

October 2024 Instructional Staff Level of Education

Level of Education	Number	Percent	Total
Bachelor Degree	23	55 %	42
Master's Degree	17	40 %	
Specialist	1	2 %	
Doctoral Degree		%	

### TRANSPORTATION


- Standard Boundary: There is bus service for all students living inside the attendance boundary and live further than 2 miles from schools.

- 07:00 AM

- 08:00 AM

- After School Care 01:50 PM-06:00 PM

- Before School Care 07:00 AM-08:00 AM



# Miami-Dade County Public Schools

5241 SOUTH MIAMI K-8 CENTER  
6800 SW 60TH ST, SOUTH MIAMI, FL, 33143

2024-2025

Region: Central  
School Phone Number: 3056678847

## PROGRAMS SERVICES ELECTIVES

Theme	October 2025 Program Name	Program Type
Visual & Performing Arts	CAT (Computer Art Technology) (6-8)	Visual & Performing Arts/Technology
Visual & Performing Arts	Visual & Performing Arts - Art (3-5) (Auditions Required)	Visual & Performing Arts/Audition
Visual & Performing Arts	Visual & Performing Arts - Dance (3-5) (Auditions Required)	Visual & Performing Arts/Audition
Visual & Performing Arts	Visual & Performing Arts - Theatre (3-5) (Auditions Required)	Visual & Performing Arts/Audition

- After School Care
- Before School Care
- Pre-Kindergarten Program
- PTA
- School Volunteer Program

- Art
- Dance
- Digital Art and Design
- Music
- Physical Education
- Theatre/Drama
- Yearbook

## CLUBS SPORTS SCHOOL AWARDS

- Art Club
- Cheerleading
- Chess Club
- Future Educators of America
- Hispanic Heritage
- National Honors Society / National Junior Honors Society
- Safety Patrol / Youth Crime Watch
- Student Council / Student Government
- SAVE Club

- Basketball
- Bowling
- Cheerleading
- Flag Football
- Soccer
- Volleyball

- Fairchild Challenge Award
- Magnet Schools of America Merit Award