



Miami-Dade County Public Schools

7201 MIAMI BEACH SENIOR HIGH SCHOOL
2231 PRAIRIE AVE, MIAMI BEACH, FL, 33139

2024-2025

Region: North
School Phone Number: 3055324515

ENROLLMENT OCTOBER 2024

October 2024 Student Enrollment by Grade and Ethnicity

GRADE	White		Black Non-Hispanic		Hispanic		Other		TOTAL
	Number	Percent	Number	Percent	Number	Percent	Number	Percent	
09	96	20 %	7	1.5 %	366	76.4%	4	0.8 %	479
10	134	24.1%	24	4.3 %	381	68.6%	10	1.8 %	555
11	128	22.6%	15	2.6 %	415	73.2%	6	1.1 %	567
12	143	26.9%	21	3.9 %	352	66.2%	8	1.5 %	532
TOTAL	501	23.5%	67	3.1 %	1514	71 %	28	1.3 %	2133

October 2024 Exceptional Student Program Information

Program	Number with Exceptionality
Exceptional Students	200
Gifted	461
TOTAL	661

October 2024 Least Restrictive Environment

57 %

October 2024 English Language Learners

Number	Percent
386	18.1 %

ACADEMIC PERFORMANCE

School Grade

2023-2024

2024-2025

C

B

Measures of School Grade

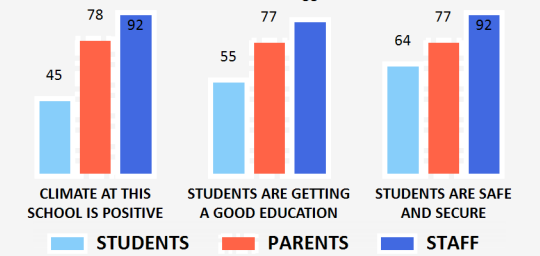
		2023-2024	2024-2025	Change
ELA	Achievement	53	62	↑
	LG All	49	60	↑
	LG Low 25%	43	57	↑
Math	Achievement	37	39	↑
	LG All	40	37	↓
	LG Low 25%	54	51	↓
Science Achievement		50	57	↑
Social Studies Achievement		76	81	↑
College/Career Acceleration		66	73	↑
Graduation Rate		86.7	91.6	↑

Student Advanced Placement Result 2024-2025

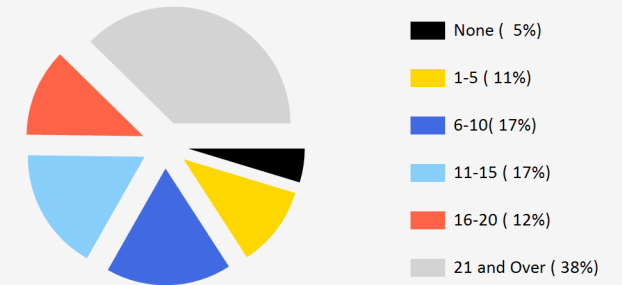
Unduplicated AP Enrollment	Number of Test Takers	Number of AP Exams	Percent of 3-5 Scores
962	869	1746	63.3%

SCHOOL CULTURE 2024-2025

Percentage Agreeing with Each Statement



Student Days Absent



Average Daily Attendance (180 Days Total)

Instructional Staff	Students
92.15 %	86.95 %

TEACHER AND ADMINISTRATOR CHARACTERISTICS

October 2024 Staff Type by Ethnicity

	White		Black Non-Hispanic		Hispanic		TOTAL
	Number	Percent	Number	Percent	Number	Percent	
Administrators	2	40 %	1	20 %	2	40 %	5
Instructional Staff	33	35 %	25	27 %	34	36 %	94
Instructional Support	4	14 %	9	32 %	15	54 %	28
Non-Instructional Support	3	14 %	8	36 %	11	50 %	22

Note: Total includes staff that belong to "Other" ethnicities.

October 2024 Instructional Staff Level of Education

Level of Education	Number	Percent	Total
Bachelor Degree	43	46 %	94
Master's Degree	33	35 %	
Specialist	2	2 %	
Doctoral Degree	7	7 %	

TRANSPORTATION

- Standard Boundary: There is bus service for all students living inside the attendance boundary and live further than 2 miles from schools.



Miami-Dade County Public Schools

7201 MIAMI BEACH SENIOR HIGH SCHOOL
2231 PRAIRIE AVE, MIAMI BEACH, FL, 33139

2024-2025

Region: North
School Phone Number: 3055324515

PROGRAMS SERVICES ELECTIVES

Theme October 2025 Program Name Program Type

- Advanced Placement
- Dual Enrollment
- Internship
- PTA
- PTSO
- Special Education Center
- School Volunteer Program

- African American History
- Art
- Band
- Chorus
- Coding Fundamentals
- Creative Writing
- Critical Thinking
- Culinary Arts
- Cybersecurity
- Dance
- Digital Art and Design
- Drivers Education
- Environment Science
- Entrepreneurship / Business
- Finance / Financial Literacy
- Forensic Science
- French
- Guitar
- Holocaust Studies
- Hotel and Hospitality / Tourism
- Human Geography
- Journalism
- JROTC
- Leadership Skills
- Marine Science
- Music
- Office / Media Aide
- Physical Education
- Physics
- Psychology



Miami-Dade County Public Schools


7201 MIAMI BEACH SENIOR HIGH SCHOOL
2231 PRAIRIE AVE, MIAMI BEACH, FL, 33139

2024-2025

Region: North

School Phone Number: 3055324515

- Robotics
- Spanish
- Speech and Debate
- Stagecraft and Technical Theater
- Technology / Web Design
- Theatre/Drama
- Visual Performing Arts
- Weight Training
- World Language
- Yearbook



Miami-Dade County Public Schools

7201 MIAMI BEACH SENIOR HIGH SCHOOL
2231 PRAIRIE AVE, MIAMI BEACH, FL, 33139

2024-2025

Region: North

School Phone Number: 3055324515

- National Honors Society / National Junior Honors Society

- Quill and Scroll

- Science Club

- STEM /STEAM Club

- Student Council / Student Government

- Spanish Club

- Stage Craft

- Start with Hello Club

- Tech Club

- Women of Tomorrow