



Miami-Dade County Public Schools

7381 MIAMI NORLAND SENIOR HIGH SCHOOL
1193 NW 193RD ST, MIAMI, FL, 33169

2024-2025

Region: North
School Phone Number: 3056531416

ENROLLMENT OCTOBER 2024

October 2024 Student Enrollment by Grade and Ethnicity

GRADE	White		Black Non-Hispanic		Hispanic		Other		TOTAL
	Number	Percent	Number	Percent	Number	Percent	Number	Percent	
09	3	0.7 %	358	85.6%	53	12.7%	1	0.2 %	418
10	0	. %	328	88.2%	43	11.6%	.	. %	372
11	3	0.7 %	380	89.4%	38	8.9 %	1	0.2 %	425
12	3	0.7 %	395	90.2%	38	8.7 %	.	. %	438
TOTAL	9	0.5 %	1461	88.4%	172	10.4%	2	0.1 %	1653

October 2024 Exceptional Student Program Information

Program	Number with Exceptionality
Exceptional Students	203
Gifted	127
TOTAL	330

October 2024 Least Restrictive Environment

69 %

October 2024 English Language Learners

Number	Percent
131	7.9 %

ACADEMIC PERFORMANCE

School Grade

2023-2024

2024-2025

B

A

Measures of School Grade

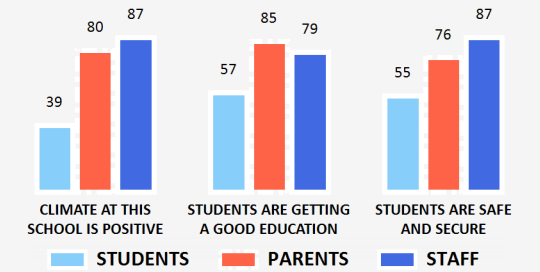
		2023-2024	2024-2025	Change
ELA	Achievement	44	54	↑
	LG All	53	53	→
	LG Low 25%	55	53	↓
Math	Achievement	46	51	↑
	LG All	51	48	↓
	LG Low 25%	57	58	↑
Science Achievement		57	74	↑
Social Studies Achievement		46	68	↑
College/Career Acceleration		85	81	↓
Graduation Rate		94.6	94.7	↑

Student Advanced Placement Result 2024-2025

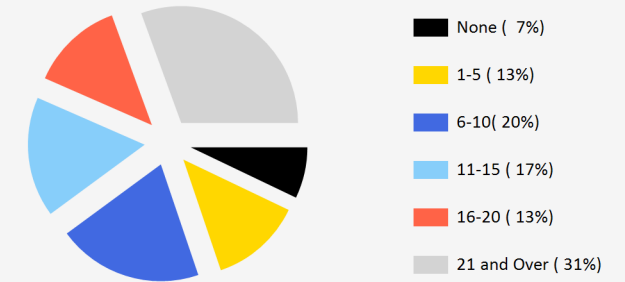
Unduplicated AP Enrollment	Number of Test Takers	Number of AP Exams	Percent of 3-5 Scores
151	129	171	13.5%

SCHOOL CULTURE 2024-2025

Percentage Agreeing with Each Statement



Student Days Absent



Average Daily Attendance (180 Days Total)

Instructional Staff	Students
91.70 %	88.68 %

TEACHER AND ADMINISTRATOR CHARACTERISTICS

October 2024 Staff Type by Ethnicity

	White		Black Non-Hispanic		Hispanic		TOTAL
	Number	Percent	Number	Percent	Number	Percent	
Administrators		%	3	75 %	1	25 %	4
Instructional Staff	5	6 %	64	76 %	13	15 %	84
Instructional Support	1	4 %	23	82 %	3	11 %	28
Non-Instructional Support	1	7 %	14	93 %		%	15

Note: Total includes staff that belong to "Other" ethnicities.

October 2024 Instructional Staff Level of Education

Level of Education	Number	Percent	Total
Bachelor Degree	41	49 %	84
Master's Degree	31	37 %	
Specialist	5	6 %	
Doctoral Degree	4	5 %	

TRANSPORTATION

- Standard Boundary: There is bus service for all students living inside the attendance boundary and live further than 2 miles from schools.



Miami-Dade County Public Schools

7381 MIAMI NORLAND SENIOR HIGH SCHOOL
1193 NW 193RD ST, MIAMI, FL, 33169

2024-2025

Region: North
School Phone Number: 3056531416

PROGRAMS

Theme	October 2025 Program Name	Program Type
S.T.E.M. Science Technology Engineering and Mathematics (STEM)	Bio-Tech & Forensic Science	STEM/Science
Liberal Arts	Hospitality & Tourism	Liberal Arts/Service Industry
S.T.E.M. Liberal Arts	iPREP Academy	STEM/Technology
S.T.E.M.	Sports Medicine	STEM/Medical Health Sciences

SERVICES

- Advanced Placement
- Dual Enrollment
- Extended Foreign Language
- Gifted Center
- Internship
- PTA

ELECTIVES

- American Sign Language
- Art
- Band
- Chinese
- Chorus
- Creative Photography
- Creative Writing
- Critical Thinking
- Culinary Arts
- Dance
- Environment Science
- Entrepreneurship / Business
- Fashion Design
- Film
- Finance / Financial Literacy
- Forensic Science
- Health Sciences / Literacy
- Hotel and Hospitality / Tourism
- Journalism
- JROTC
- Law Studies
- Leadership Skills
- Music
- Office / Media Aide
- Photography
- Physical Education
- Screen and Script Writing
- Spanish
- Speech and Debate
- Technology / Web Design



Miami-Dade County Public Schools

7381 MIAMI NORLAND SENIOR HIGH SCHOOL
1193 NW 193RD ST, MIAMI, FL, 33169

2024-2025

Region: North


School Phone Number: 3056531416

- Theatre/Drama

- Visual Performing Arts

- Weight Training

- Yearbook



Miami-Dade County Public Schools

7381 MIAMI NORLAND SENIOR HIGH SCHOOL
1193 NW 193RD ST, MIAMI, FL, 33169

2024-2025

Region: North

School Phone Number: 3056531416

- Poetry
- Public Speaking Club
- Rho Kappa
- Step Team
- Student Council / Student Government
- Women of Tomorrow
- Writing Club