


ATTENDANCE ZONE RECOMMENDATIONS AND RELATED ADMINISTRATIVE ACTIONS

~~2009-2010~~

2010-2011



MIAMI-DADE COUNTY PUBLIC SCHOOLS
SCHOOL OPERATIONS

Initial Reading – March 17, 2010
Board Rule 6Gx13- 5A-1.10

**REVISED
D-45**

Miami-Dade County Public Schools

The School Board of Miami-Dade County, Florida

Dr. Solomon C. Stinson, Chair
Ms. Perla Tabares Hantman, Vice Chair
Mr. Agustin J. Barrera
Mr. Renier Diaz de la Portilla
Dr. Lawrence S. Feldman
Dr. Wilbert "Tee" Holloway
Dr. Martin Stewart Karp
Dr. Marta Pérez
Ms. Ana Rivas Logan

Student Advisor
Ms. Eboni Finley

Superintendent of Schools
Alberto M. Carvalho



Mr. Freddie Woodson, Deputy Superintendent
District/School Operations

Dr. Consuelo V. Domínguez, Administrative Director
District/School Operations/ABC

TABLE OF CONTENTS

ATTENDANCE ZONE RECOMMENDATIONS 2010-2011

	Page
Introduction	1
Attendance Boundary Committee Members	3
Schools on Advised Status	4

REGION

SCHOOL

II	Boundary Change 6 Aventura Waterways K-8 Center Virginia A. Boone/Highland Oaks Elementary School Highland Oaks Middle School
	Boundary Change 16 Sunny Isles Beach Community School Ojus Elementary School Highland Oaks Middle School
III	Boundary Change 26 Dr. Martin Luther King Elementary School Holmes Elementary School Liberty City Elementary School

INTRODUCTION

The 2009-2010 school year marks the twenty-ninth (29th) year that citizens are involved in the Attendance Boundary Committee (ABC) process. This committee was established by the School Board and the Superintendent after numerous citizens expressed concerns about the lack of community involvement in attendance boundary recommendations. Subsequently, each year community members from various civic and educational advocacy organizations have diligently served on this committee, reviewing recommendations of proposed attendance boundaries for new schools and changes to the boundaries of existing schools.

The challenge this year is to continue to comply with the state mandate of Class Size Reduction while providing specific direction to communities as attendance boundaries are modified for 2010-2011. To ensure the appropriate distribution of students as new student stations are delivered, current boundary procedures allow the Superintendent of Schools, with the assistance of District/School Operations and the Office of School Facilities, to develop proposed boundary recommendations. The proposed recommendations were presented at Region Community Meetings to the affected school communities. The boundary recommendations were then reviewed by the 17 Attendance Boundary Committee members.

The development of attendance zone recommendations with community involvement continues to be a primary goal of this School Board, the Superintendent of Schools, and the Attendance Boundary Committee. Attendance boundary changes have been determined after a number of factors were considered. The factors are:

1. Compliance with Class Size Reduction Mandate;
2. Impact on Special Education programs;
3. Use of available student stations within contiguous areas;
4. Degree and extent of transportation;
5. Programmatic impact due to lack of student housing;
6. Reduction of the number of schools students must attend;
7. Integrity of feeder systems;
8. Assignment of students from new residential developments to specific schools prior to completion of developments;
9. Construction of new schools;
10. Promotion and maintenance of diverse school enrollments; and
11. Reduction or elimination of racial isolation to the extent practical.

Attendance zone recommendations are long-range solutions designed to stabilize affected schools and bring schools within the mandates of Class Size Reduction. Determining attendance boundaries through ABC is a yearlong process with all meetings open to the public.

The recommendations that follow were reviewed by school and community organizations, i.e., PTA/PTSA, EESAC, student leaders, etc. On February 18, 2010, staff presented the recommendations to the Diversity, Equity and Excellence Advisory Committee. The Diversity, Equity and Excellence Advisory Committee will present its report to the School Board at the Conference Session on Attendance Zone Recommendations, which will be held on March 17, 2010.

ATTENDANCE BOUNDARY COMMITTEE

Members of the Attendance Boundary Committee and their alternates are to be commended for their dedication and hard work in reviewing recommendations for the 2010-2011 school year. Miami-Dade County Public Schools and the community have been well served by their dedication and interest in the education of our students.

ATTENDANCE BOUNDARY COMMITTEE MEMBERS

Mr. Jeffrey Codallo, Chair

Ms. Carla A. Savola, Vice-Chair

Mr. David Cockrell
Mr. Jeffrey Codallo
Mr. Frank Diaz
Mr. Enrique Escallon
Ms. Carmen Garrandes
Ms. Damina Greif
Mr. Don Kearns
Ms. Sonia Lopez
Ms. Nancy Negron

Ms. Carolyn Nelson-Goedert
Ms. Ethel Pruitt
Ms. Carla A. Savola
Ms. Meriel Seymore
Mr. Ari Sklar
Mr. Thomas Spaulding
Ms. Vivian Swift
Ms. Teri Trivizas

ABC ALTERNATES

Ms. Susana Alvarez-Diaz
Ms. Kelli Cohen
Ms. Monica Flores
Ms. Yolanda Gonzalez
Ms. Mindy Gould
Mr. Tim Hyman
Mr. Charles Johnson

Ms. Susan Marie Kairalla
Ms. Dannie McMillon
Ms. Nadine McMillon
Mr. Nathaniel Miller
Mr. Ira Paul
Ms. Grissett Schechtman
Ms. Darlene Walker

**SCHOOLS ON ADVISED STATUS
2010-2011**

Some schools have been placed on advised status for the 2009-2010 school year signifying that Region personnel and community members should monitor the student enrollment at selected schools. The Attendance Boundary Committee (ABC) recommended that the following schools be placed on advised status:

<i>Region I</i>
Arcola Lake Elementary Van E. Blanton Elementary Broadmoor Elementary Bunche Park Elementary Lillie C. Evans Elementary (Region 3) Golden Glades Elementary Dr. Robert B. Ingram Elementary Dr. H. W. Mack/West Little River Elementary Carrie P. Meek/Westview Elementary Miami Park Elementary Myrtle Grove Elementary (Region 2) Rainbow Park Elementary Scott Lake Elementary (Region 2)

<i>Region II</i>
Thena C. Crowder Elementary Edison Park Elementary Fulford Elementary Morningside Elementary North County Elementary Miami Edison Middle Horace Mann Middle Parkway Middle Thomas Jefferson Middle

Region III

Frederick Douglass Elementary
Charles R. Drew Elementary
Paul L. Dunbar Elementary
Lillie C. Evans Elementary
Orchard Villa Elementary
Poinciana Park Elementary
Lenora B. Smith Elementary
Frances S. Tucker Elementary
Phillis Wheatley Elementary
Allapattah Middle
Brownsville Middle
Citrus Grove Middle
Jose de Diego Middle
Charles R. Drew Middle
Miami Jackson Senior High
Miami Northwestern Senior High
Booker T. Washington Senior High

Region IV

Cypress Elementary
Seminole Elementary
Snapper Creek Elementary
Tropical Elementary
Riviera Middle

Region V

Ethel F. Beckford/Richmond Elementary
Dr. William A. Chapman Elementary
Goulds Elementary
Robert Russa Moton Elementary
Irving & Beatrice Peskoe Elementary
Pine Villa Elementary
Coconut Palm K-8 Academy
Mandarin Lakes K-8 Academy
Leisure City K-8 Center
Campbell Drive Middle
Cutler Ridge Middle
Arthur & Polly Mays Middle
Redland Middle
Homestead Senior

REGION II

Aventura Waterways K-8 Center

21101 N.E. 26 Avenue
Miami, Florida 33180

Virginia A. Boone/Highland Oaks Elementary

20500 N.E. 24 Avenue
Miami, Florida 33180

RECOMMENDATION

- Assign Area (A):

Begin at N.E. 10 Avenue and N.E. 199 Street
South on N.E. 10 Avenue to N.E. 191 Street
East on N.E. 191 Street to N.E. 22 Avenue
North on N.E. 22 Avenue to N.E. 196 Terrace
West on N.E. 196 Terrace to Seaboard Railroad (I-95)
Northeast on Seaboard Railroad (I-95) to N.E. 199 Street
West on N.E. 199 Street to N.E. 10 Avenue,
point of beginning

Currently assigned to Aventura Waterways K-8 Center to Virginia A.
Boone/Highland Oaks Elementary School.

- Assign current kindergarten and current first grade students residing in Area A to Virginia A. Boone/Highland Oaks Elementary School for the 2010-2011 school year.
- Assign all new kindergarten through fifth grade students residing in Area A to Virginia A. Boone/Highland Oaks Elementary School for the 2010-2011 school year.
- Assign all new sixth through eighth grade students residing in Area A to Highland Oaks Middle School for the 2010-2011 school year.

- The new boundary for Aventura Waterways K-8 Center is the following:
 Begin at N.E. 215 Street (Miami-Dade/Broward County Line) and N.E. 25 Court
 South on N.E. 25 Court to N.E. 207 Terrace
 East on N.E. 207 Terrace to Biscayne Boulevard
 South on Biscayne Boulevard to N.E. 196 Terrace
 West on N.E. 196 Terrace to N.E. 22 Avenue
 South on N.E. 22 Avenue to N.E. 191 Street
 East on NE 191 Street to Biscayne Boulevard
 South on Biscayne Boulevard to N.E. 175 Street extended
 East on N.E. 175 Street extended to Intracoastal Waterway
 North on Intracoastal Waterway to N.E. 215 Street (Miami-Dade/Broward County Line/Massini Avenue extended)
 West on N.E. 215 Street (Miami-Dade/Broward County Line) to N.E. 25 Court, point of beginning.

Non-contiguous Area

- Begin at N.E. 205 Street and N.E. 10 Avenue
 Southeast on N.E. 10 Avenue to N.E. 199 Street
 East on N.E. 199 Street to Seaboard Railroad (I-95)
 Northeast on Seaboard Railroad (I-95) to N.E. 205 Street
 West on N.E. 205 Street to N.E. 10 Avenue, point of beginning.
- The new boundary for Virginia A. Boone/Highland Oaks Elementary School is the following:
 Begin at N.E. 215 Street (Miami-Dade/Broward County Line) and Seaboard Railroad (I-95)
 South and Southwest on Seaboard Railroad (I-95) to N.E. 199 Street
 West on N.E. 199 Street to N.E. 10 Avenue
 South on N.E. 10 Avenue to N.E. 191 Street
 East on N.E. 191 Street to N.E. 22 Avenue
 North on N.E. 22 Avenue to N.E. 196 Terrace
 East on N.E. 196 Terrace to Biscayne Boulevard
 North on Biscayne Boulevard to N.E. 207 Terrace
 West on N.E. 207 Terrace to N.E. 25 Court extended
 North on N.E. 25 Court extended to N.E. 215 Street (Miami-Dade/Broward County Line)
 West on N.E. 215 Street (Miami-Dade/Broward County Line) to Seaboard Railroad (I-95), point of beginning.

- The boundary for Highland Oaks Middle School will remain as the following:
Begin at Atlantic Ocean and N.E. 215 Street (Miami-Dade/Broward County Line/Massini Avenue extended)
West on N.E. 215 Street (Miami-Dade/Broward County Line/Massini Avenue extended) to San Simeon Way
Southeast to N.E. 6 Avenue extended
South to Seaboard Railroad (I-95)
Northeast to N.E. 191 Street
East to N.E. 14 Avenue
South to Miami Gardens Drive
East to N.E. 22 Avenue
South to N.E. 175 Street
East to Maule Lake
South through Maule Lake to N.E. 151 Street
East to Biscayne Bay
South to Haulover Inlet
East to Atlantic Ocean
North along shoreline to N.E. 215 Street (Miami-Dade/Broward County Line/Massini Avenue extended),
point of beginning.

EFFECT

- New attendance boundaries will be established for Aventura Waterways K-8 Center and Virginia A. Boone/Highland Oaks Elementary School.
- Approximately seventy-one (71) students, currently attending kindergarten through first grade at Aventura Waterways K-8 Center, will be assigned to Virginia A. Boone/Highland Oaks Elementary School for the 2010-2011 school year.
- All new incoming kindergarten through fifth grade students residing in Area A will be assigned to Virginia A. Boone/Highland Oaks Elementary School beginning in the 2010-2011 school year.
- The boundaries of Highland Oaks Middle School will not change as a result of this recommendation.
- All new sixth through eighth grade students residing in Area A will be assigned to Highland Oaks Middle School beginning in the 2010-2011 school year.
- Virginia A. Boone/Highland Oaks Elementary School has adequate student stations to accommodate students from Aventura Waterways K-8 Center. This will assist in bringing Aventura Waterways K-8 Center into compliance with the Class Size Reduction mandate.
- Aventura Waterways K-8 Center, Virginia A. Boone/Highland Oaks Elementary School and Highland Oaks Middle School will remain in the Dr. Michael M. Krop Senior High School feeder pattern.

Capacity Membership Data

School Name	Capacity/Membership																	
	Current 2009-2010						Projected 2010-2011						Projected 2011-2012					
	Grade Configuration	Student Enrollment	Perm FISH Cap	% Util Perm FISH Cap	Perm & Temp FISH Cap	% Util Perm & Temp	Grade Configuration	Student Enrollment	Perm FISH Cap	% Util Perm FISH Cap	Perm & Temp FISH Cap	% Util Perm & Temp	Grade Configuration	Student Enrollment	Perm FISH Cap	% Util Perm FISH Cap	Perm & Temp FISH Cap	% Util Perm & Temp
Aventura Waterways K-8 Center	K-7	1641	1499	109	1499	109	K-8	1733	1499	116	1499	116	K-8	1682	1499	112	1499	112
Virginia A. Boone/Highland Oaks Elementary	K-5	555	654	85	792	70	K-5	643	654	98	792	81	K-5	677	654	104	792	85
Highland Oaks Middle	6-8	1587	1015	156	1213	131	6-8	1217	1015	120	1213	100	6-8	1197	1015	118	1213	99

**Miami-Dade County Public Schools
Attendance Boundary Committee
Student Diversity Factors**

<u>Aventura Waterways K-8 Center</u>			
School Name			
Student Diversity Factors	Current Percentage 2009-2010	Projected Percentage 2010-2011	Projected Percentage 2011-2012
White	31	30	30
Hispanic	46	47	48
Black (Non-Hispanic)	20	20	19
Asian	3	3	3
Indian	0	0	0
Multi-racial	0	0	0
FRL**	47	46	45
LEP***	18	19	20
ESE**** (Excluding Gifted)	7	7	7
Male	52	51	51
Female	48	49	49

** FRL = Free/Reduced Lunch Status
 ***LEP = Limited English Proficient
 ****ESE = Exceptional Student Education

**Miami-Dade County Public Schools
Attendance Boundary Committee
Student Diversity Factors**

Virginia A. Boone/Highland Oaks Elementary School			
School Name			
Student Diversity Factors	Current Percentage 2009-2010	Projected Percentage 2010-2011	Projected Percentage 2011-2012
White	53	54	55
Hispanic	26	24	23
Black (Non-Hispanic)	17	18	18
Asian	4	4	4
Indian	0	0	0
Multi-racial	0	0	0
FRL**	30	29	29
LEP***	7	7	7
ESE**** (Excluding Gifted)	22	20	19
Male	50	50	50
Female	50	50	50

** FRL = Free/Reduced Lunch Status
 ***LEP = Limited English Proficient
 ****ESE = Exceptional Student Education

**Miami-Dade County Public Schools
Attendance Boundary Committee
Student Diversity Factors**

Highland Oaks Middle School			
School Name			
Student Diversity Factors	Current Percentage 2009-2010	Projected Percentage 2010-2011	Projected Percentage 2011-2012
White	23	23	23
Hispanic	34	34	34
Black (Non-Hispanic)	41	41	41
Asian	2	2	2
Indian	0	0	0
Multi-racial	0	0	0
FRL**	59	59	59
LEP***	5	5	5
ESE**** (Excluding Gifted)	9	9	9
Male	52	52	52
Female	48	48	48

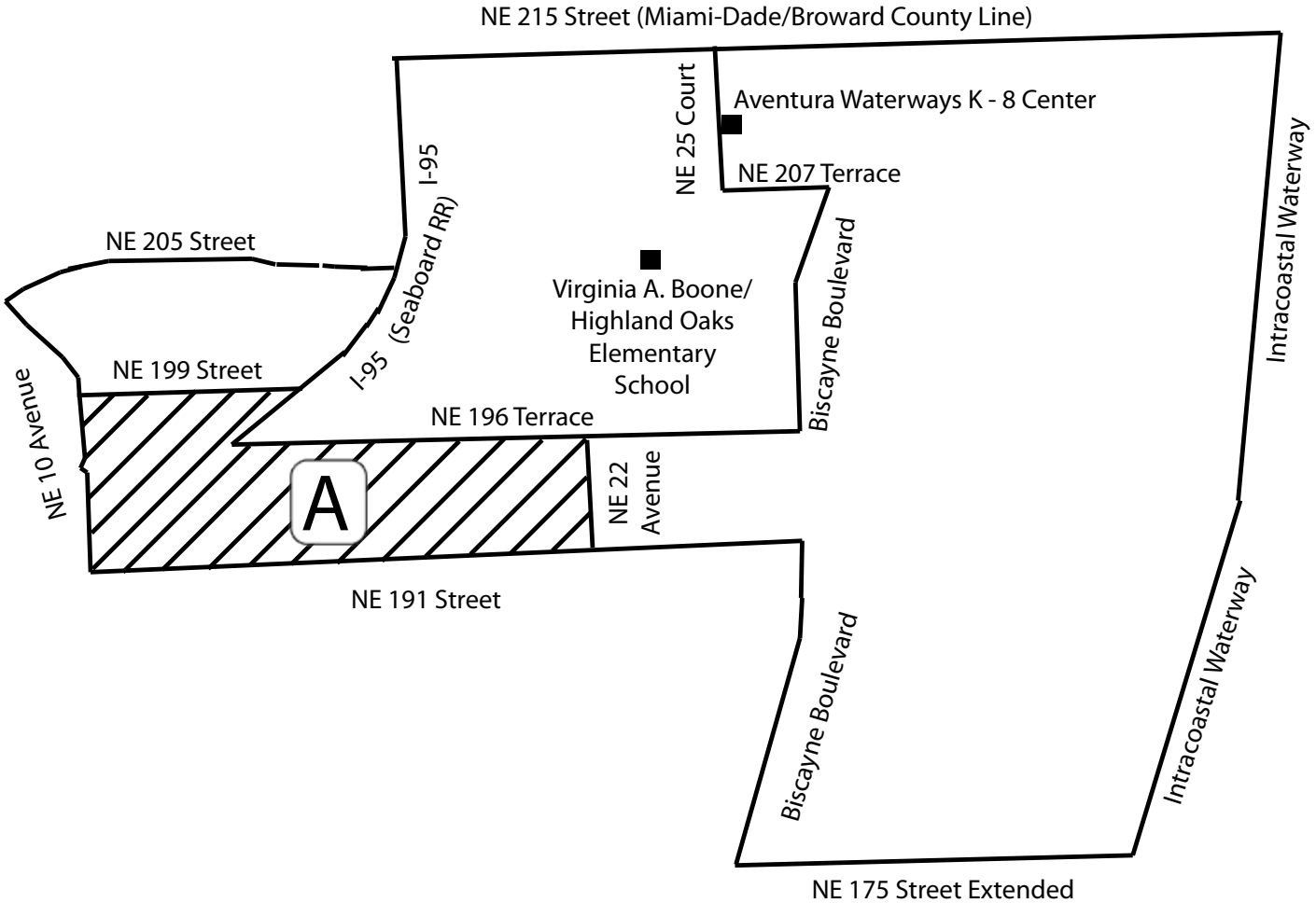
** FRL = Free/Reduced Lunch Status
 ***LEP = Limited English Proficient
 ****ESE = Exceptional Student Education

Aventura Waterways K - 8 Center

21101 N.E. 26 Avenue
Miami, FL 33180

Virginia A. Boone/Highland Oaks Elementary School

20500 N.E. 24 Avenue
Miami, FL 33180



Area assigned from Aventura Waterways K - 8 Center to Virginia A. Boone/Highland Oaks Elementary School.

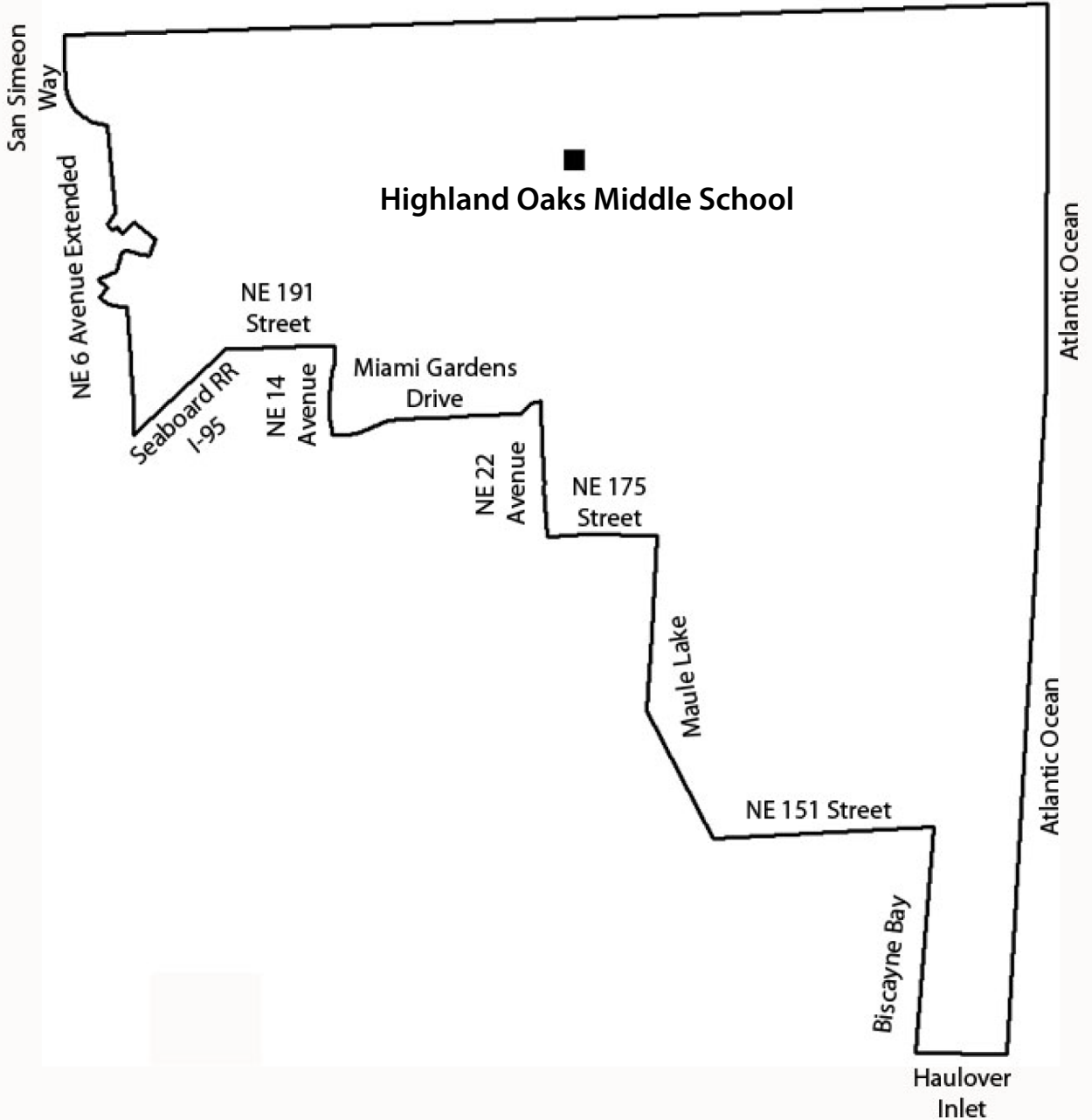
Highland Oaks Middle School

2375 N.E. 203 Street

Miami, FL 33180

Note: The boundaries of Highland Oaks Middle School are not changing.

NE 215 Street (Miami-Dade/Broward County Line)



Sunny Isles Beach Community School

201 182 Drive
Sunny Isles Beach, Florida 33160

Ojus Elementary School

18600 West Dixie Highway
Miami, Florida 33180

RECOMMENDATION

- Assign Area (A):

Begin at the Intracoastal Waterway and N.E. 175 Street
West on N.E. 175 Street extended through the Ojus Canal to Maule Lake
South on Maule Lake and the Oleta River extended to N.E. 151 Street
East on N.E. 151 Street to Biscayne Bay
North on Biscayne Bay along the Intracoastal Waterway to N.E. 175 Street
extended,
point of beginning

Currently assigned to Sunny Isles Beach Community School to Ojus Elementary School.

- Assign all new kindergarten through fifth grade students residing in Area A to Ojus Elementary School for the 2010-2011 school year.
- Assign all new sixth through eighth grade students residing in Area A to Highland Oaks Middle School for the 2010-2011 school year.

- The new boundary for Sunny Isles Beach Community School is the following:

Begin at N.E. 215 Street (Miami-Dade/Broward County Line/Massini Avenue extended) and Atlantic Ocean
West on N.E. 215 Street (Miami-Dade/Broward County Line/Massini Avenue extended) to Intracoastal Waterway
South on Intracoastal Waterway/Biscayne Bay to N.E. 135 Street extended (Baker's Haulover Inlet)
East on N.E. 135 Street extended (Baker's Haulover Inlet) to Atlantic Ocean
North on Atlantic Ocean to N.E. 215 Street (Miami-Dade/Broward County Line/Massini Avenue extended),
point of beginning.

- The new boundary for Ojus Elementary School is the following:

Begin at Seaboard Railroad (I-95) and N.E. 191 Street
East on N.E. 191 Street to Biscayne Boulevard
South on Biscayne Boulevard to N.E. 175 Street
East on N.E. 175 Street extended to Intracoastal Waterway
South on Intracoastal Waterway/Biscayne Bay to N.E. 151 Street extended
West on N.E. 151 Street extended to Oleta River extended
North on Oleta River extended through Maule Lake to N.E. 170 Street extended
West on N.E. 170 Street extended to N.E. 22 Avenue/Ives Dairy Road
North on N.E. 22 Avenue/Ives Dairy Road to N.E. 179 Street
West on N.E. 179 Street to N.E. 17 Avenue
North on N.E. 17 Avenue to N.E. 180 Street
West on N.E. 180 Street to N.E. 14 Avenue
South on N.E. 14 Avenue to N.E. 179 Street
West on N.E. 179 Street to N.E. 10 Avenue
North on N.E. 10 Avenue to Snake Creek Canal
Northwest on Snake Creek Canal to Seaboard Railroad (I-95)
Northeast on Seaboard Railroad (I-95) to N.E. 191 Street,
point of beginning.

- The boundary for Highland Oaks Middle School will remain as the following:

Begin at Atlantic Ocean and N.E. 215 Street (Miami-Dade/Broward County Line/Massini Avenue extended)
West on N.E. 215 Street (Miami-Dade/Broward County Line/Massini Avenue extended) to San Simeon Way
Southeast to N.E. 6 Avenue extended
South to Seaboard Railroad (I-95)
Northeast to N.E. 191 Street
East to N.E. 14 Avenue
South to Miami Gardens Drive
East to N.E. 22 Avenue
South to N.E. 175 Street
East to Maule Lake
South through Maule Lake to N.E. 151 Street
East to Biscayne Bay
South to Haulover Inlet
East to Atlantic Ocean
North along shoreline to N.E. 215 Street (Miami-Dade/Broward County Line/Massini Avenue extended),
point of beginning.

EFFECT

- New attendance boundaries will be established for Sunny Isles Beach Community School and Ojus Elementary School.
- All new kindergarten through fifth grade students residing in Area A will be assigned to Ojus Elementary School beginning in the 2010-2011 school year.
- The boundaries of Highland Oaks Middle School will not change as a result of this recommendation.
- All new sixth through eighth grade students residing in Area A will be assigned to Highland Oaks Middle School beginning in the 2010-2011 school year.
- Students residing in Area A who have attended and completed fifth grade at Ojus Elementary School are eligible to attend sixth through eighth grade at David Lawrence, Jr. K-8 Center and Highland Oaks Middle School upon request of the parent, based on the student's academic needs and the course offerings at the schools. } A
D
D
E
D
- All students currently attending Sunny Isles Beach Community School and residing in Area A may continue to attend Sunny Isles Beach Community School through the eighth grade. Additionally, siblings of current students in Area A may attend Ojus Elementary School, or may apply for an out-of-area student transfer to attend Sunny Isles Beach Community School following the M-DCPS student transfer guidelines; such transfers will be given priority consideration by Region II.
- Ojus Elementary School has adequate student stations to accommodate students from Sunny Isles Beach Community School. This will assist in bringing Sunny Isles Beach Community School into compliance with the Class Size Reduction mandate.
- Sunny Isles Beach Community School will remain in the Alonzo and Tracy Mourning Senior High Biscayne Bay Campus feeder pattern.
- Ojus Elementary School and Highland Oaks Middle School will remain in the Dr. Michael M. Krop Senior High School feeder pattern.
- All ninth through twelfth grade students who reside in Area A will continue to be assigned to Alonzo and Tracy Mourning Senior High Biscayne Bay Campus. These students may apply for an out-of-area student transfer to attend Dr. Michael M. Krop Senior High School; such transfers will be given priority consideration by Region II.

Capacity Membership Data

School Name	Capacity/Membership																	
	Current 2009-2010						Projected 2010-2011						Projected 2011-2012					
	Grade Configuration	Student Enrollment	Perm FISH Cap	% Util Perm FISH Cap	Perm & Temp FISH Cap	% Util Perm & Temp	Grade Configuration	Student Enrollment	Perm FISH Cap	% Util Perm FISH Cap	Perm & Temp FISH Cap	% Util Perm & Temp	Grade Configuration	Student Enrollment	Perm FISH Cap	% Util Perm FISH Cap	Perm & Temp FISH Cap	% Util Perm & Temp
Sunny Isles Beach Community School	K-7	1455	1534	95	1534	95	K-8	1620	1534	106	1534	106	K-8	1588	1534	104	1534	104
Ojus Elementary	K-5	851	892	95	892	95	K-5	868	892	97	892	97	K-5	900	892	101	892	101
Highland Oaks Middle	6-8	1587	1015	156	1213	131	6-8	1217	1015	120	1213	100	6-8	1197	1015	118	1213	99

**Miami-Dade County Public Schools
Attendance Boundary Committee
Student Diversity Factors**

Sunny Isles Beach Community School			
School Name			
Student Diversity Factors	Current Percentage 2009-2010	Projected Percentage 2010-2011	Projected Percentage 2011-2012
White	40	40	39
Hispanic	54	54	55
Black (Non-Hispanic)	4	4	4
Asian	2	2	2
Indian	0	0	0
Multi-racial	0	0	0
FRL**	46	46	46
LEP***	23	23	23
ESE**** (Excluding Gifted)	7	7	6
Male	50	50	50
Female	50	50	50

** FRL = Free/Reduced Lunch Status
 ***LEP = Limited English Proficient
 ****ESE = Exceptional Student Education

**Miami-Dade County Public Schools
Attendance Boundary Committee
Student Diversity Factors**

<u>Ojus Elementary School</u>			
School Name			
Student Diversity Factors	Current Percentage 2009-2010	Projected Percentage 2010-2011	Projected Percentage 2011-2012
White	16	17	18
Hispanic	51	50	50
Black (Non-Hispanic)	29	29	28
Asian	2	2	2
Indian	0	0	0
Multi-racial	2	2	2
FRL**	73	73	72
LEP***	26	26	25
ESE**** (Excluding Gifted)	5	5	5
Male	51	51	51
Female	49	49	49

** FRL = Free/Reduced Lunch Status
 ***LEP = Limited English Proficient
 ****ESE = Exceptional Student Education

**Miami-Dade County Public Schools
Attendance Boundary Committee
Student Diversity Factors**

Highland Oaks Middle School			
School Name			
Student Diversity Factors	Current Percentage 2009-2010	Projected Percentage 2010-2011	Projected Percentage 2011-2012
White	23	23	23
Hispanic	34	34	34
Black (Non-Hispanic)	41	41	41
Asian	2	2	2
Indian	0	0	0
Multi-racial	0	0	0
FRL**	59	59	59
LEP***	5	5	5
ESE**** (Excluding Gifted)	9	9	9
Male	52	52	52
Female	48	48	48

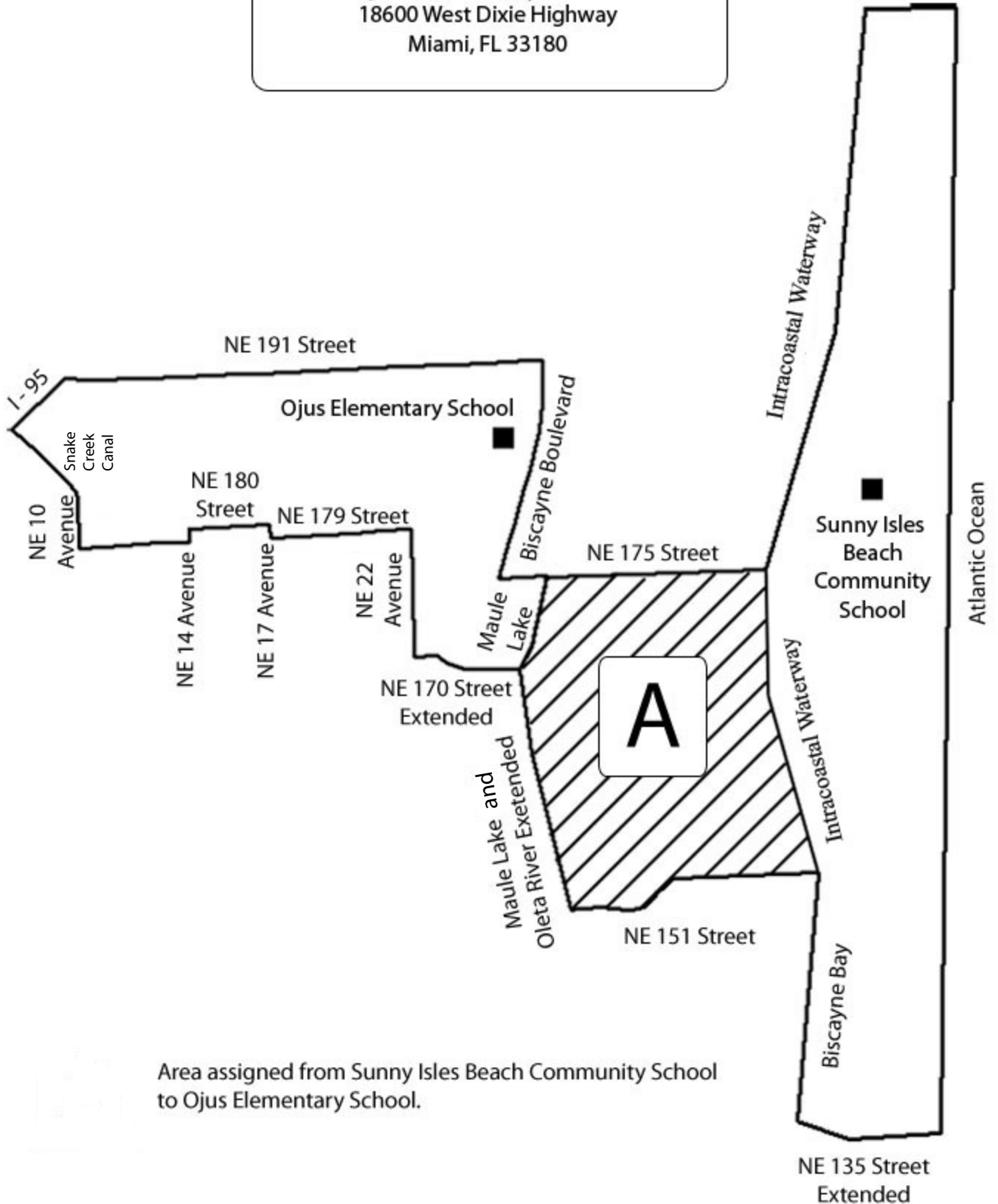
** FRL = Free/Reduced Lunch Status
 ***LEP = Limited English Proficient
 ****ESE = Exceptional Student Education

Sunny Isles Beach Community School

201 182 Drive
Sunny Isles Beach, FL 33160

Ojus Elementary School
18600 West Dixie Highway
Miami, FL 33180

Miami-Dade/Broward
County Line
NE 215 Street
Massini Avenue



Area assigned from Sunny Isles Beach Community School to Ojus Elementary School.

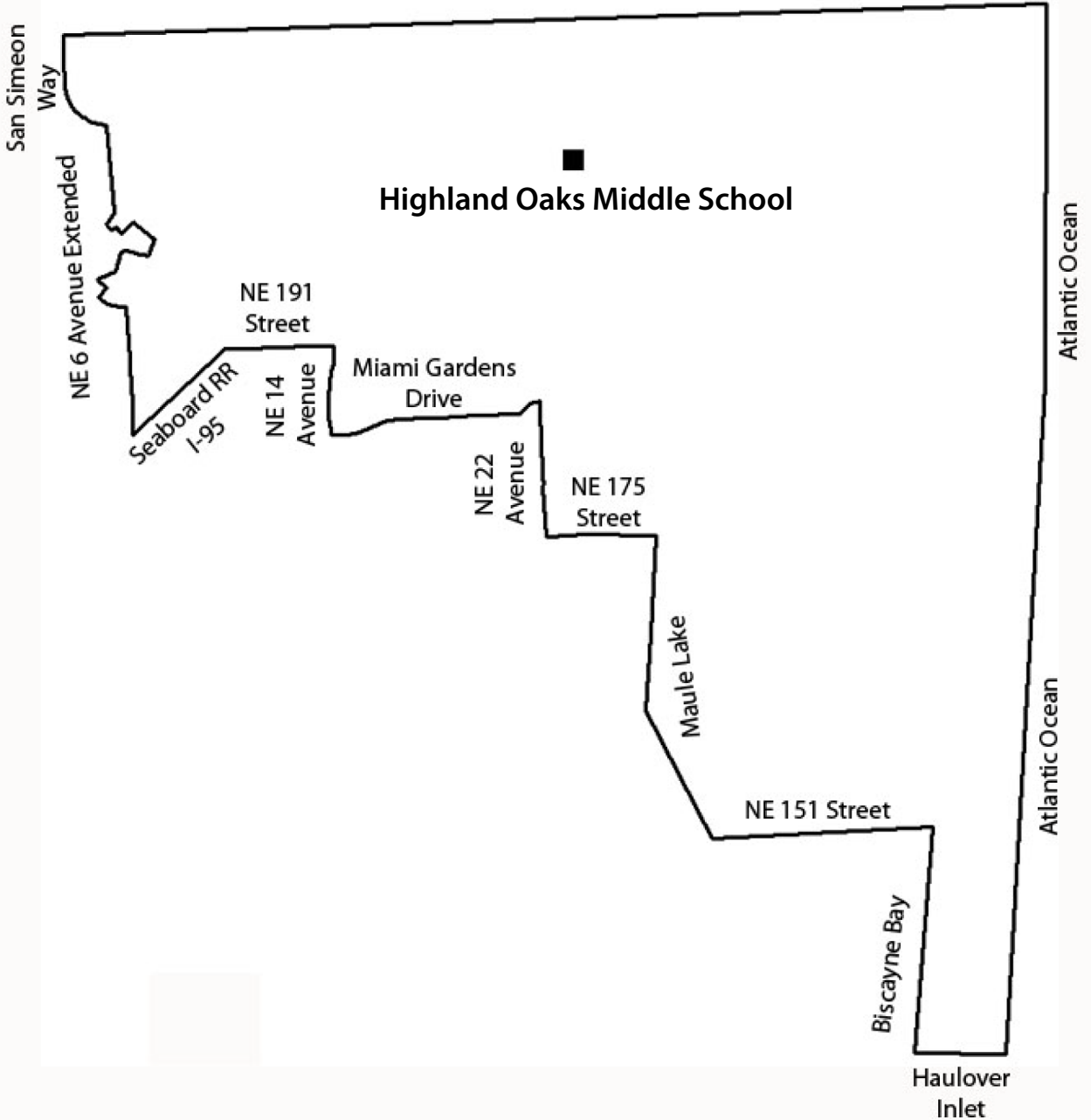
Highland Oaks Middle School

2375 N.E. 203 Street

Miami, FL 33180

Note: The boundaries of Highland Oaks Middle School are not changing.

NE 215 Street (Miami-Dade/Broward County Line)



REGION III

Dr. Martin Luther King Elementary School

7124 N.W. 12 Avenue
Miami, FL 33150

Liberty City Elementary School

1855 N.W. 71 Street
Miami, FL 33147

Holmes Elementary School

1175 N.W. 67 Street
Miami, FL 33150

RECOMMENDATION

- Assign Area (A):

Begin at N.W. 14 Avenue and N.W. 79 Street
East on N.W. 79 Street to N.W. 7 Avenue
South on N.W. 7 Avenue to N.W. 71 Street
West on N.W. 71 Street to N.W. 14 Avenue
North on N.W. 14 Avenue to N.W. 79 Street,
point of beginning

Currently assigned to Dr. Martin Luther King Elementary School to Liberty City Elementary School.

- Assign Area (B):

Begin at N.W. 15 Avenue and N.W. 71 Street
East on N.W. 71 Street to N.W. 12 Avenue
South on N.W. 12 Avenue to N.W. 62 Street (Dr. Martin Luther King Boulevard)
West on N.W. 62 Street (Dr. Martin Luther King Boulevard) to N.W. 15 Avenue
North on N.W. 15 Avenue to N.W. 71 Street,
point of beginning

Currently assigned to Dr. Martin Luther King Elementary School to Holmes Elementary School.

- Assign prekindergarten through second grade students in Area (A) to Liberty City Elementary School and prekindergarten through second grade students in Area (B) to Holmes Elementary School for the 2010-2011 school year.

- The new boundary for Liberty City Elementary School is the following:

Begin at N.W. 17 Avenue and N.W. 79 Street
 East on N.W. 79 Street to N.W. 7 Avenue
 South on N.W. 7 Avenue to N.W. 71 Street
 West on N.W. 71 Street to N.W. 15 Avenue
 South on N.W. 15 Avenue to N.W. 64 Street
 West on N.W. 64 Street to N.W. 20 Avenue
 North on N.W. 20 Avenue to N.W. 69 Street
 West on N.W. 69 Street to N.W. 21 Avenue
 North on N.W. 21 Avenue to N.W. 71 Street
 West on N.W. 71 Street to N.W. 22 Avenue
 North on N.W. 22 Avenue to Florida East Coast Railroad
 (between N.W. 72 Street and N.W. 73 Street)
 East on Florida East Coast Railroad
 (between N.W. 72 Street and N.W. 73 Street) to N.W. 17 Avenue
 North on N.W. 17 Avenue to N.W. 79 Street,
 point of beginning.

- The new boundary for Holmes Elementary School is the following:

Begin at N.W. 15 Avenue and N.W. 71 Street
 East on N.W. 71 Street to N.W. 7 Avenue
 South on N.W. 7 Avenue to N.W. 67 Street
 West on N.W. 67 Street to N.W. 10 Avenue
 South on N.W. 10 Avenue to N.W. 62 Street (Dr. Martin Luther King Boulevard)
 West on N.W. 62 Street (Dr. Martin Luther King Boulevard) to N.W. 15 Avenue
 North on N.W. 15 Avenue to N.W. 71 Street,
 point of beginning.

Contiguous Area from Thena Crowder Elementary School grades (4-5)

Begin at N.W. 69 Street and I-95
 South on I-95 to N.W. 62 Street (Dr. Martin Luther King Boulevard)
 West on N.W. 62 Street (Dr. Martin Luther King Boulevard) to N.W. 10 Avenue
 North on N.W. 10 Avenue to N.W. 67 Street
 East on N.W. 67 Street to N.W. 7 Avenue
 North on N.W. 7 Avenue to N.W. 69 Street
 East on N.W. 69 Street to I-95,
 point of beginning.

EFFECT

- New attendance boundaries will be established for Dr. Martin Luther King Elementary School.
- Approximately seventy (70) prekindergarten through second grade students, currently assigned to Dr. Martin Luther King Elementary School, will be assigned to Liberty City Elementary School for the 2010-2011 school year.
- Approximately ninety-seven (97) prekindergarten through second grade students, currently assigned to Dr. Martin Luther King Elementary School, will be assigned to Holmes Elementary School for the 2010-2011 school year.
- Students within area (A) currently attending Holmes Elementary School in third, fourth, and fifth grades will have the option of remaining at Holmes Elementary School or the option to attend Liberty City Elementary School, by transferring prior to the beginning of the 2010-2011 school year. (Transfer requests after August 2010, must have Region approval).
- Dr. Martin Luther King Elementary School is recommended to be re-purposed as the pre-kindergarten Early Childhood Center for Region III.
- Dr. Martin Luther King Elementary School, Holmes Elementary School, and Liberty City Elementary School will remain in the Miami Northwestern Senior High School feeder pattern.

Capacity Membership Data

School Name	Capacity/Membership																	
	Current 2009-2010						Projected 2010-2011						Projected 2011-2012					
	Grade Configuration	Student Enrollment	Perm FISH Cap	% Util Perm FISH Cap	Perm & Temp FISH Cap	% Util Perm & Temp	Grade Configuration	Student Enrollment	Perm FISH Cap	% Util Perm FISH Cap	Perm & Temp FISH Cap	% Util Perm & Temp	Grade Configuration	Student Enrollment	Perm FISH Cap	% Util Perm FISH Cap	Perm & Temp FISH Cap	% Util Perm & Temp
Dr. Martin Luther King Elementary	PK-2	224	212	106	266	84	PK	-	212	-	266	-	PK	-	212	-	266	-
Holmes Elementary	PK-5	412	572	72	572	72	PK-5	509	572	89	572	89	PK-5	532	572	93	572	93
Liberty City Elementary	PK-5	201	638	32	638	32	PK-5	271	638	42	638	42	PK-5	289	638	45	638	45

**Miami-Dade County Public Schools
Attendance Boundary Committee
Student Diversity Factors**

Dr. Martin Luther King Elementary			
School Name			
Student Diversity Factors	Current Percentage 2009-2010	Projected Percentage 2010-2011	Projected Percentage 2011-2012
White	0	-	-
Hispanic	5	-	-
Black (Non-Hispanic)	94	-	-
Asian	0	-	-
Indian	0	-	-
Multi-racial	1	-	-
FRL**	98	-	-
LEP***	7	-	-
ESE**** (Excluding Gifted)	7	-	-
Male	47	-	-
Female	53	-	-

** FRL = Free/Reduced Lunch Status
 ***LEP = Limited English Proficient
 ****ESE = Exceptional Student Education

**Miami-Dade County Public Schools
Attendance Boundary Committee
Student Diversity Factors**

Holmes Elementary			
School Name			
Student Diversity Factors	Current Percentage 2009-2010	Projected Percentage 2010-2011	Projected Percentage 2011-2012
White	0	0	0
Hispanic	5	4	4
Black (Non-Hispanic)	95	96	96
Asian	0	0	0
Indian	0	0	0
Multi-racial	0	0	0
FRL**	99	99	99
LEP***	3	3	3
ESE**** (Excluding Gifted)	8	9	9
Male	45	50	51
Female	55	50	49

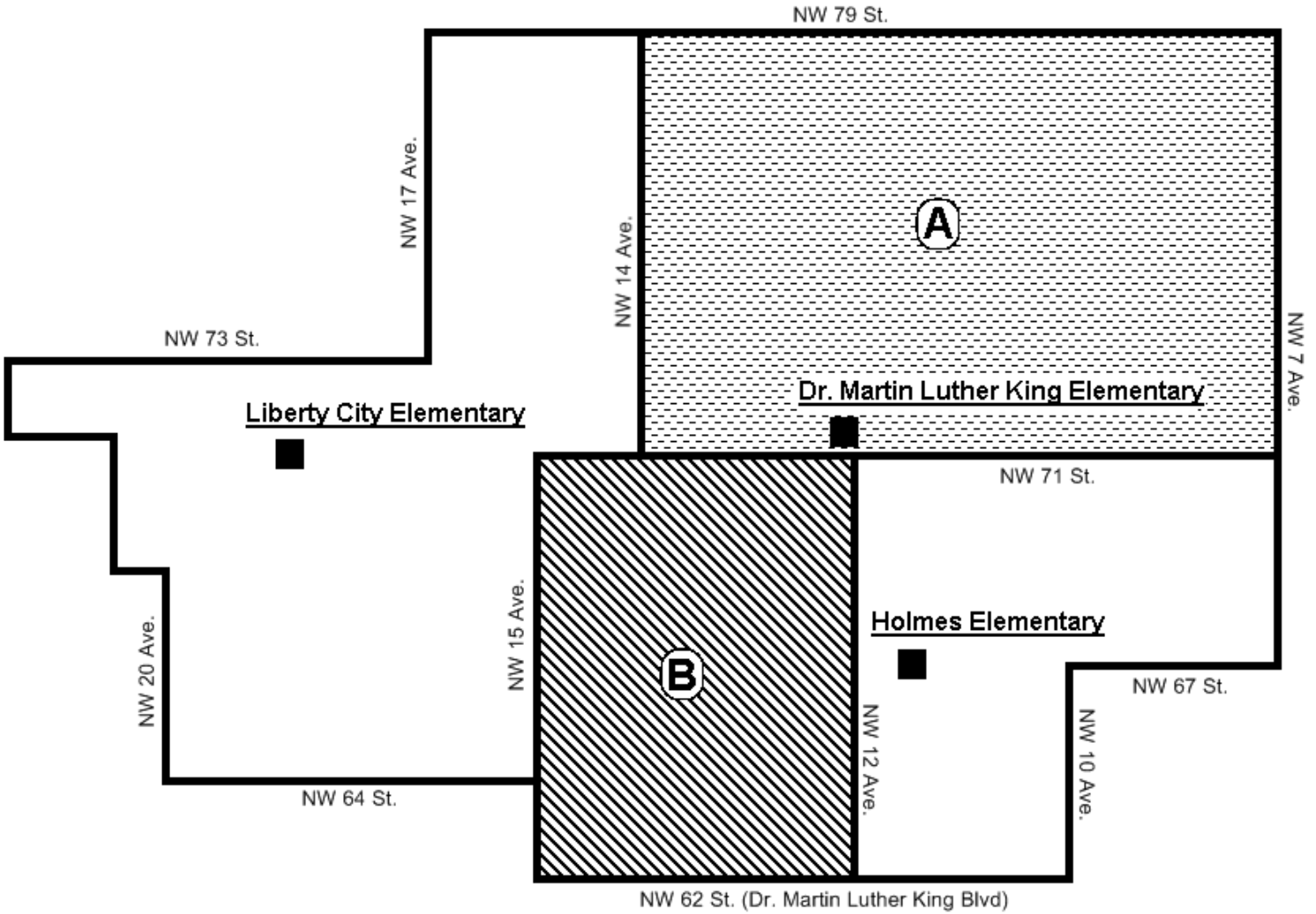
** FRL = Free/Reduced Lunch Status
 ***LEP = Limited English Proficient
 ****ESE = Exceptional Student Education

**Miami-Dade County Public Schools
Attendance Boundary Committee
Student Diversity Factors**

Liberty City Elementary			
School Name			
Student Diversity Factors	Current Percentage 2009-2010	Projected Percentage 2010-2011	Projected Percentage 2011-2012
White	0	0	0
Hispanic	7	7	7
Black (Non-Hispanic)	93	93	93
Asian	0	0	0
Indian	0	0	0
Multi-racial	0	0	0
FRL**	97	99	99
LEP***	1	5	5
ESE**** (Excluding Gifted)	12	10	10
Male	44	46	46
Female	56	54	54

** FRL = Free/Reduced Lunch Status
 ***LEP = Limited English Proficient
 ****ESE = Exceptional Student Education

Dr. Martin Luther King Elementary
 7124 N.W. 12 Avenue
 Miami, FL 33150
Holmes Elementary
 1175 N.W. 67 Street
 Miami, FL 33150
Liberty City Elementary
 1855 N.W. 71 Street
 Miami, FL 33147



A Area assigned from Dr. Martin Luther King Elementary School to Liberty City Elementary School

B Area assigned from Dr. Martin Luther King Elementary School to Holmes Elementary School

The School Board of Miami-Dade County, Florida, adheres to a policy of nondiscrimination in employment and educational programs/activities and programs/activities receiving Federal financial assistance from the Department of Education, and strives affirmatively to provide equal opportunity for all as required by:

Title VI of the Civil Rights Act of 1964 - prohibits discrimination on the basis of race, color, religion, or national origin.

Title VII of the Civil Rights Act of 1964, as amended - prohibits discrimination in employment on the basis of race, color, religion, gender, or national origin.

Title IX of the Education Amendments of 1972 - prohibits discrimination on the basis of gender.

Age Discrimination in Employment Act of 1967 (ADEA), as amended - prohibits discrimination on the basis of age with respect to individuals who are at least 40.

The Equal Pay Act of 1963, as amended - prohibits sex discrimination in payment of wages to women and men performing substantially equal work in the same establishment.

Section 504 of the Rehabilitation Act of 1973 - prohibits discrimination against the disabled.

Americans with Disabilities Act of 1990 (ADA) - prohibits discrimination against individuals with disabilities in employment, public service, public accommodations and telecommunications.

The Family and Medical Leave Act of 1993 (FMLA) –requires covered employees to provide up to 12 weeks of unpaid, job-protected leave to "eligible" employees for certain family and medical reasons.

The Pregnancy Discrimination Act of 1978 –prohibits discrimination in employment on the basis of pregnancy, childbirth, or related medical conditions.

Florida Educational Equity Act (FEEA) – prohibits discrimination on the basis of race, gender, national origin, marital status, or handicap against a student or employee.

Florida Civil Rights Act of 1992 - secures for all individuals within the state freedom from discrimination because of race, color, religion, sex, national origin, age, handicap, or marital status.

School Board Rules 6Gx13- 4A-1.01, 6Gx13- 4A-1.32, and 6Gx13- 5D-1.10 - prohibit harassment and/or discrimination against a student or employee on the basis of gender, race, color, religion, ethnic or national origin, political beliefs, marital status, age, sexual orientation, social and family background, linguistic preference, pregnancy, or disability.

Veterans are provided re-employment rights in accordance with P.L. 93-508 (Federal Law) and Section 295.07 (Florida Statutes), which stipulate categorical preferences for employment.