


ATTENDANCE ZONE RECOMMENDATIONS AND RELATED ADMINISTRATIVE ACTIONS

~~2013-2014~~

2014-2015



**MIAMI-DADE COUNTY PUBLIC SCHOOLS
SCHOOL OPERATIONS**

**Initial Reading – April 9, 2014
Board Policy 5120**

**REVISED
D-45**

Miami-Dade County Public Schools

The School Board of Miami-Dade County, Florida

Ms. Perla Tabares Hantman, Chair
Dr. Lawrence S. Feldman, Vice Chair
Dr. Dorothy Bendross-Mindingall
Ms. Susie V. Castillo
Mr. Carlos L. Curbelo
Dr. Wilbert "Tee" Holloway
Dr. Martin Karp
Dr. Marta Pérez
Ms. Raquel A. Regalado

Student Advisor
Ms. Krisna S. Maddy

Superintendent of Schools
Mr. Alberto M. Carvalho



Mrs. Valtena G. Brown, Chief Operating Officer
School Operations

Dr. Richard H. Hinds, Associate Superintendent and Chief Financial Officer
Financial Services

Dr. Marcos M. Moran, Assistant Superintendent
School Operations

Ms. Deborah C. Karcher, Chief Information Officer
Information Technology Services

Ms. Charlene Burks, Administrative Director
Federal and State Compliance Office

TABLE OF CONTENTS

ATTENDANCE ZONE RECOMMENDATIONS 2014-2015

Introduction	1	
Attendance Boundary Committee Members	3	
Schools on Advised Status	4	
REGION	SCHOOL	
South	Jane S. Roberts K-8 Center	6
Education Transformation Office (ETO)		
	Campbell Drive Middle School	13
	Homestead Middle School	
	Redland Middle School	

Added

INTRODUCTION

The 2013-2014 school year marks the thirty-third (33rd) year that citizens are involved in the Attendance Boundary Committee (ABC) process. This committee was established by the School Board and the Superintendent after numerous citizens expressed concerns about the lack of community involvement in attendance boundary recommendations. Subsequently, each year community members from various civic and educational advocacy organizations have diligently served on this committee reviewing recommendations of proposed attendance boundaries for new schools and changes to the boundaries of existing schools.

The challenge this year is to continue to comply with the state mandate of Class Size Reduction while providing specific direction to communities as attendance boundaries are modified for 2014-2015. To ensure the appropriate distribution of students as new student stations are delivered, current boundary procedures allow the Superintendent of Schools, with the assistance of School Operations and the Office of School Facilities, to develop proposed boundary recommendations. The proposed recommendations were presented at Region Community Meetings to the affected school communities. The boundary recommendations were then reviewed by the 17 Attendance Boundary Committee members.

The development of attendance zone recommendations with community involvement continues to be a primary goal of this School Board, the Superintendent of Schools, and the ABC. Attendance boundary changes have been determined after a number of factors were considered. The factors are as follows:

1. Compliance with Class Size Reduction Mandate;
2. Impact on Special Education programs;
3. Use of available student stations within contiguous areas;
4. Degree and extent of transportation;
5. Programmatic impact due to lack of student housing;
6. Reduction of the number of schools students must attend;
7. Integrity of feeder systems;
8. Assignment of students from new residential developments to specific schools prior to completion of developments;
9. Construction of new schools;
10. Promotion and maintenance of diverse school enrollments; and
11. Prevention,
12. Prevention, reduction or elimination of racial isolation to the extent practical.

Attendance zone recommendations are long-range solutions designed to stabilize affected schools and bring schools within the mandates of Class Size Reduction. Determining attendance boundaries through ABC is a yearlong process with all meetings open to the public.

The recommendations that follow were reviewed by school and community organizations, i.e., Parent Teacher Association (PTA), Parent Teacher Student Association (PTSA), Educational Excellence School Advisory Council (EESAC), student leaders, etc. On February 20, 2014, staff presented the recommendations to the Diversity, Equity and Excellence Advisory Committee (DEEAC). DEEAC will present its report to the School Board at the Conference Session on Attendance Zone Recommendations which will be held on April 9, 2014.

ATTENDANCE BOUNDARY COMMITTEE

Members of the Attendance Boundary Committee and their alternates are to be commended for their dedication and hard work in reviewing recommendations for the 2014-2015 school year. Miami-Dade County Public Schools and the community have been well served by their dedication and interest in the education of our students.

ATTENDANCE BOUNDARY COMMITTEE MEMBERS

Mr. Jeffrey Codallo, Chair
Ms. Eileen Segal, Vice Chair

Ms. Jenneissy Azcuy	Ms. Ivonne Kearns
Ms. Johnnie P. Brown	Ms. Maria Kramer
Mr. Jeffrey Codallo	Mr. Nathaniel Miller
Mr. Frank Diaz	Ms. Nadine McMillon
Ms. Christa Dotson Dean	Dr. Susan Trauschke -McEachin
Ms. Dania Gorriz	Ms. Eileen Segal
Ms. Yolanda Herrera	Ms. Darlene Walker
Mr. Tim Hyman	Ms. Sharon Watson
Mr. Jeff Kaufman	

ATTENDANCE BOUNDARY ALTERNATES

Ms. Mirca Aboud	Ms. Nancy Negron
Ms. Nakeisha Balkman	Ms. Vivian Swift
Ms. Annabel Delgado	Ms. Meriel Seymore
Ms. Deborah Finkle	Mr. Thomas Spaulding
Mr. Joseph Gebara	Ms. Kathleen Vergara
Ms. Susan Marie Kairalla	Ms. Teri Weinstein
Mr. Don Kearns	
Ms. Ethel Pruitt	

SCHOOLS ON ADVISED STATUS 2013-2014

Some schools have been placed on advised status for the 2014-2015 school year signifying that Region personnel and community members should monitor the student enrollment at selected schools. The Attendance Boundary Committee recommended that the following schools be placed on advised status:

NORTH REGION

Bunche Park Elementary School

CENTRAL REGION

Coconut Grove Elementary School
Coral Park Elementary School
Charles R. Hadley Elementary
Key Biscayne K-8 Center
Riverside Elementary School

SOUTH REGION

Blue Lakes Elementary School

ETO

None

Added

SOUTH REGION

Jane S. Roberts K-8 Center

14850 Cottonwood Circle
Miami, Florida 33185

RECOMMENDATION

- Assign Area (A):

Begin at SW 42 Street (Bird Road) and SW 147 Avenue
South on SW 147 Avenue to SW 56 Street (Miller Drive)
West to SW 152 Avenue
South to SW 60 Lane
West on SW 60 Lane (BOTH SIDES) to SW 61 Street
North and West on SW 61 Street (BOTH SIDES) to SW 57 Terrace
North and West on SW 57 Terrace (BOTH SIDES) to SW 58 Street
West on SW 58 Street (BOTH SIDES) to SW 157 Avenue
North to SW 47 Street
West to Miami-Dade County Line
North to SW 42 Street (Bird Road)
East to SW 147 Avenue,
point of beginning.

Students who live in Area A are assigned to Jane S. Roberts K-8 Center; however, these students are not assigned to Jane S. Roberts K8 Center for middle school years.

- Assign Area (B):

Begin at SW 42 Street (Bird Road) and SW 147 Avenue
South on SW 147 Avenue to SW 56 Street (Miller Drive)
West to SW 152 Avenue
South to SW 60 Lane
West on SW 60 Lane (BOTH SIDES) to SW 61 Street
North and West on SW 61 Street (BOTH SIDES) to SW 57 Terrace
North and West on SW 57 Terrace (BOTH SIDES) to SW 58 Street
West on SW 58 Street (BOTH SIDES) to SW 157 Avenue
North to SW 42 Street (Bird Road)
East to SW 147 Avenue,
point of beginning.

Students residing in Area B are assigned to Jane S. Roberts K-8 Center for every grade level. Area B currently represents the only part of its boundary in which students may attend Jane S. Roberts K-8 Center for grades 6-8.

- **Proposed New Legal Boundary Description to Encompass Areas A and B:**

Grades K-8

Begin at SW 42 Street (Bird Road) and SW 147 Avenue
South on SW 147 Avenue to SW 56 Street (Miller Drive)
West to SW 152 Avenue
South to SW 60 Lane
West on SW 60 Lane (BOTH SIDES) to SW 61 Street
North and West on SW 61 Street (BOTH SIDES) to SW 57 Terrace
North and West on SW 57 Terrace (BOTH SIDES) to SW 58 Street
West on SW 58 Street (BOTH SIDES) to SW 157 Avenue
North to SW 47 Street
West to Miami-Dade County Line
North to SW 42 Street (Bird Road)
East to SW 147 Avenue,
point of beginning.

EFFECT

- The existing legal boundary of Jane S. Roberts K-8 Center will be corrected to reflect what is currently being practiced.
- Students not wishing to attend Jane S. Roberts K-8 Center during middle school years will continue to have the option of attending Lamar Louise Curry Middle School.

Capacity Membership Data Jane S. Roberts K-8 Center															
Current 2013-2014			Projected 2014-2015			Projected 2015-2016									
Grade Configuration	Student Enrollment	Perm FISH Cap	% Util Perm FISH Cap	Perm & Temp FISH Cap	% Util Perm FISH Cap	Student Enrollment	Perm FISH Cap	% Util Perm FISH Cap	Perm & Temp FISH Cap	% Util Perm FISH Cap	% Util Perm & Temp				
K-8	877	949	92	1132	77	881	949	92	1132	77	911	949	96	1132	80

**Miami-Dade County Public Schools
Attendance Boundary Committee
Student Diversity Factors***

Jane S. Roberts K-8 Center

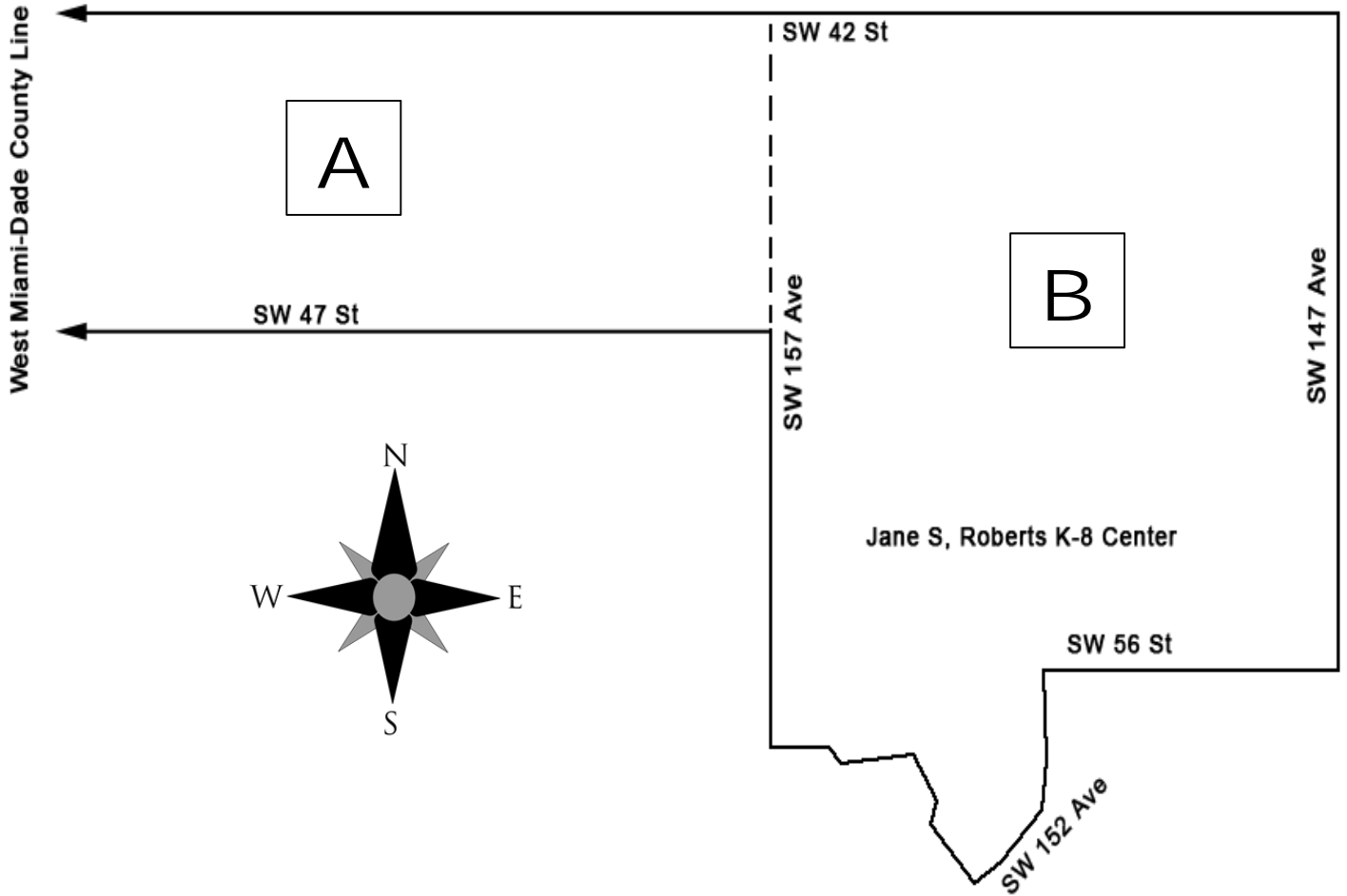
Student Diversity Factors	Current Percentage 2013-2014	Projected Percentage 2014-2015	Projected Percentage 2015-2016
White	2	2	1
Hispanic	93	94	95
Black (Non-Hispanic)	1	1	1
Asian	2	1	1
Indian	1	1	1
Multi-racial	1	1	1
FRL**	61	61	61
LEP***	31	31	31
ESE**** (Excluding Gifted)	16	16	16
Male	49	49	49
Female	51	51	51

* This chart must be submitted for each school affected by an ABC Recommendation. When submitting an ABC Recommendation for a school, this chart should follow the ABC Recommendation Data Form.

** FRL = Free/Reduced Lunch Status
 *** LEP = Limited English Proficient
 **** ESE = Exceptional Student Education

Jane S. Roberts K-8 Center

14850 Cottonwood Circle
Miami, Florida 33185



A

Students who live in Area A are assigned to Jane S. Roberts K-8 Center; however, these students are not assigned to Jane S. Roberts K-8 Center for middle school.

B

Students in Area B are assigned to Jane S. Robert K-8 Center for every grade level. Area B currently represents the only part of its boundary in which students may attend Jane S. Robert K-8 Center for grades 6-8.

ETO

Campbell Drive Middle School

900 NE 23rd Avenue
Homestead, Florida 33033

Homestead Middle School

650 NW 2nd Avenue
Homestead, Florida 33030

Redland Middle School

16001 SW 248th Street
Homestead, Florida 33031

RECOMMENDATION

Campbell Drive Middle School will be repurposed with the northern boundary (Area C) attending Redland Middle School and the remaining boundary zone (Area D) attending Homestead Middle School.

- Assign Area (C):

Begin at SW 288 Street (Biscayne Drive) and Biscayne Bay
West on SW 288 Street (Biscayne Bay) to SW 147 Avenue
North on SW 147 Avenue to SW 280 Street
West on SW 280 Street to SW 152 Avenue
South on SW 152 Avenue to SW 296 Street
West on SW 296 Street to US Highway #1
Southwest on US Highway #1 to SW 312 Street
West on SW 328 Street to Biscayne Bay
point of beginning.

Currently assigned to Campbell Drive Middle School to Redland Middle School.

- Assign Area (D):

Begin at SW 312 Street
West on US Highway #1
Southwest on US Highway #1 to SW 328 Street
West on SW 328 Street to SW 187 Avenue
South on SW 187 Avenue to Miami-Dade County Line
East on Miami-Dade County Line to Biscayne Bay
North along Biscayne Bay
point of beginning.

Currently assigned to Campbell Drive Middle School to Homestead Middle School.

EFFECT

- New attendance boundaries will be established for Homestead Middle School and Redland Middle School.
- Approximately two hundred and twenty-nine (229) current sixth and seven grade students at Campbell Drive Middle School will be assigned to Homestead Middle School for the 2014-2015 school year.
- Approximately one hundred and nine (109) students, currently attending fifth grade at Florida City Elementary School, will be attending Homestead Middle School for the 2014-2015 school year.
- Approximately one hundred and six (106) students, currently attending fifth grade at Laura C. Saunders Elementary School, will be attending Homestead Middle School for the 2014-2015 school year.
- Approximately twenty-two (22) current sixth and seven grade students at Campbell Drive Middle School will be assigned to Redland Middle School for the 2014-2015 school year.
- Homestead Middle School has sufficient student stations to accommodate students from Campbell Drive Middle School, Florida City Elementary School and Laura C. Saunders Elementary School. This will assist in increasing the percent utilization at this middle school.
- Redland Middle School has sufficient student stations to accommodate students from Campbell Drive Middle School, Redland Elementary School and William A. Chapman Elementary School. This will assist in increasing the percent utilization at this middle school.
- Homestead Middle School and Redland Middle School will remain in the South Dade Senior High School feeder pattern.

Capacity Membership Data																		
Campbell Drive Middle, Homestead Middle, Redland Middle																		
School Name	Current 2013-2014						Projected 2014-2015						Projected 2015-2016					
	Grade Configuration	Student Enrollment	Perm FISH Cap	% Util Perm FISH Cap	Perm & Temp FISH Cap	% Util Perm & Temp	Grade Configuration	Student Enrollment	Perm FISH Cap	% Util Perm FISH Cap	Perm & Temp FISH Cap	% Util Perm & Temp	Grade Configuration	Student Enrollment	Perm FISH Cap	% Util Perm FISH Cap	Perm & Temp FISH Cap	% Util Perm & Temp
Campbell Drive Middle	6-8	444	1445	31	1445	31	N/A	N/A	1445	N/A	1445	N/A	N/A	N/A	1445	N/A	1445	N/A
Homestead Middle	6-8	486	834	58	973	50	6-8	764	834	92	973	79	6-8	638	834	76	973	66
Redland Middle	6-8	458	1228	37	1228	37	6-8	504	1228	41	1228	41	6-8	549	1228	45	1228	45

**Miami-Dade County Public Schools
Attendance Boundary Committee
Student Diversity Factors***

Campbell Drive Middle School

Student Diversity Factors	Current Percentage 2013-2014	Projected Percentage 2014-2015	Projected Percentage 2015-2016
White	2.5	N/A	N/A
Hispanic	36.7	N/A	N/A
Black (Non-Hispanic)	59.7	N/A	N/A
Asian	0	N/A	N/A
Indian	0	N/A	N/A
Multi-racial	1.1	N/A	N/A
FRL**	95.7	N/A	N/A
LEP***	17.3	N/A	N/A
ESE**** (Excluding Gifted)	31.1	N/A	N/A
Male	55	N/A	N/A
Female	45	N/A	N/A

* This chart must be submitted for each school affected by an ABC Recommendation. When submitting an ABC Recommendation for a school, this chart should follow the ABC Recommendation Data Form.

** FRL = Free/Reduced Lunch Status

*** LEP = Limited English Proficient

**** ESE = Exceptional Student Education

**Miami-Dade County Public Schools
Attendance Boundary Committee
Student Diversity Factors***

Homestead Middle School

Student Diversity Factors	Current Percentage 2013-2014	Projected Percentage 2014-2015	Projected Percentage 2015-2016
White	1.6	1.7	2
Hispanic	57.6	49.3	49.4
Black (Non-Hispanic)	39.7	48.2	47.6
Asian	0.4	0.1	0.2
Indian	0	0	0
Multi-racial	0.6	0.7	0.8
FRL**	97.3	97.8	98.3
LEP***	21.4	24	27.3
ESE**** (Excluding Gifted)	23	23.7	24.9
Male	51.4	54.5	53.8
Female	48.6	45.5	46.2

* This chart must be submitted for each school affected by an ABC Recommendation. When submitting an ABC Recommendation for a school, this chart should follow the ABC Recommendation Data Form.

** FRL = Free/Reduced Lunch Status

*** LEP = Limited English Proficient

**** ESE = Exceptional Student Education

**Miami-Dade County Public Schools
Attendance Boundary Committee
Student Diversity Factors***

Redland Middle School

Student Diversity Factors	Current Percentage 2013-2014	Projected Percentage 2014-2015	Projected Percentage 2015-2016
White	5.5	6.7	8
Hispanic	58.7	62.9	65
Black (Non-Hispanic)	34.7	28.8	25.3
Asian	0.9	1.2	0.9
Indian	0	0	0
Multi-racial	0.2	0.4	0.7
FRL**	92.8	92.9	91.8
LEP***	16.2	23	25.3
ESE**** (Excluding Gifted)	23.8	23.4	26.4
Male	53.1	52.4	53
Female	46.9	47.6	47

* This chart must be submitted for each school affected by an ABC Recommendation. When submitting an ABC Recommendation for a school, this chart should follow the ABC Recommendation Data Form.

** FRL = Free/Reduced Lunch Status

*** LEP = Limited English Proficient

**** ESE = Exceptional Student Education

CAMPBELL DRIVE MIDDLE (6061)

900 NE 23rd AVENUE
HOMESTEAD, FLORIDA 33033

HOMESTEAD MIDDLE (6251)

650 NW 2nd AVENUE
HOMESTEAD, FLORIDA 33030

REDLAND MIDDLE (6761)

16001 SW 248th STREET
HOMESTEAD, FLORIDA 33031

A

Area A represents Redland Middle current boundary.

B

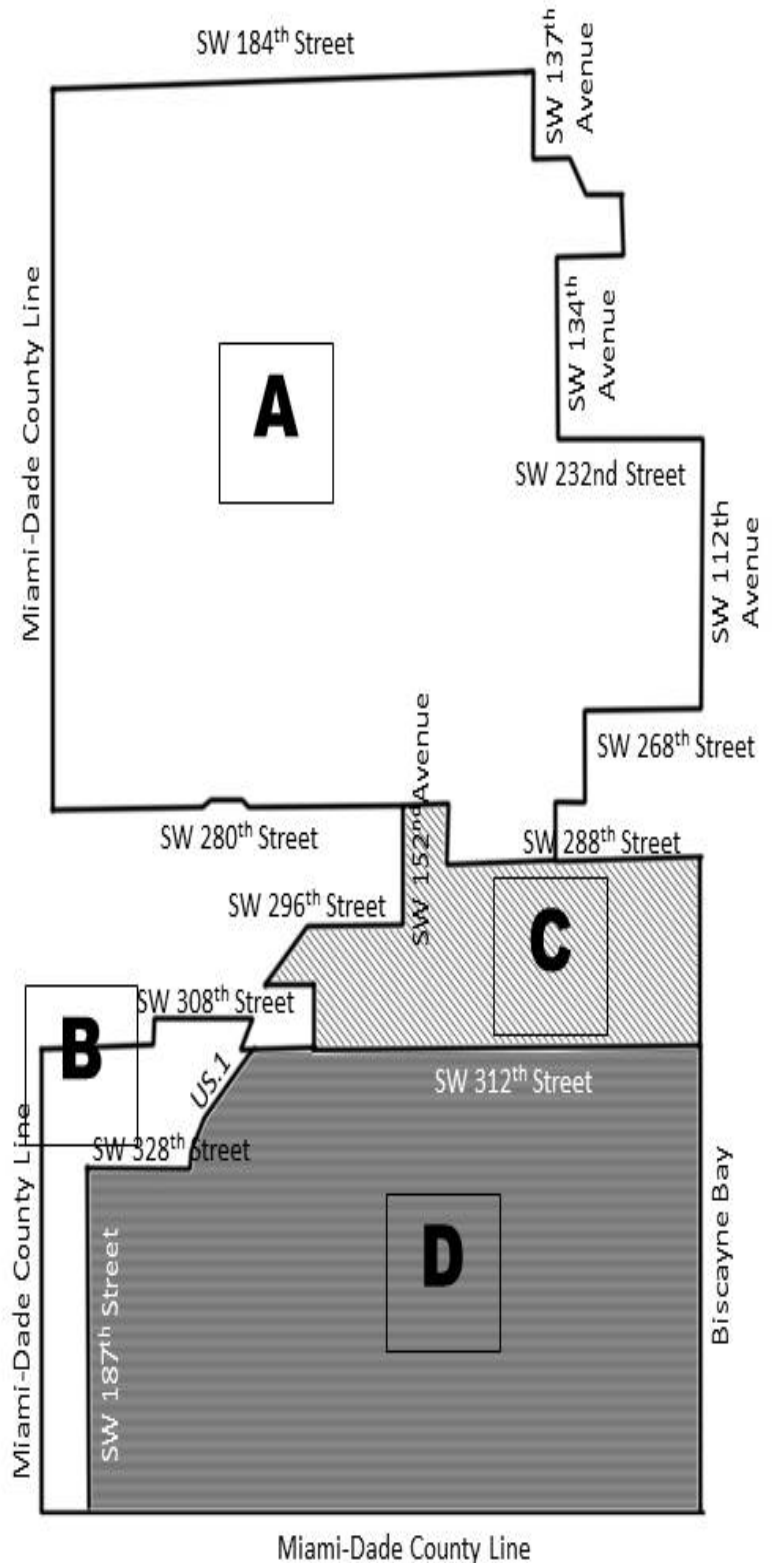
Area B represents Homestead Middle current boundary.

C

Area C represents a portion of Campbell Drive Middle current boundary. All the students currently residing in Area C would be housed at Redland Middle (Area A).

D

Area D represents a portion of Campbell Drive Middle current boundary. All the students currently residing in Area D would be housed at Homestead Middle (Area B).



The School Board of Miami-Dade County, Florida adheres to a policy of nondiscrimination in employment and educational programs/activities and strives affirmatively to provide equal opportunity for all as required by:

Title VI of the Civil Rights Act of 1964 - prohibits discrimination on the basis of race, color, religion, or national origin.

Title VII of the Civil Rights Act of 1964 as amended - prohibits discrimination in employment on the basis of race, color, religion, gender, or national origin.

Title IX of the Education Amendments of 1972 - prohibits discrimination on the basis of gender.

Age Discrimination in Employment Act of 1967 (ADEA) as amended - prohibits discrimination on the basis of age with respect to individuals who are at least 40.

The Equal Pay Act of 1963 as amended - prohibits gender discrimination in payment of wages to women and men performing substantially equal work in the same establishment.

Section 504 of the Rehabilitation Act of 1973 - prohibits discrimination against the disabled.

Americans with Disabilities Act of 1990 (ADA) - prohibits discrimination against individuals with disabilities in employment, public service, public accommodations and telecommunications.

The Family and Medical Leave Act of 1993 (FMLA) - requires covered employers to provide up to 12 weeks of unpaid, job-protected leave to "eligible" employees for certain family and medical reasons.

The Pregnancy Discrimination Act of 1978 - prohibits discrimination in employment on the basis of pregnancy, childbirth, or related medical conditions.

Florida Educational Equity Act (FEEA) - prohibits discrimination on the basis of race, gender, national origin, marital status, or handicap against a student or employee.

Florida Civil Rights Act of 1992 - secures for all individuals within the state freedom from discrimination because of race, color, religion, sex, national origin, age, handicap, or marital status.

Title II of the Genetic Information Nondiscrimination Act of 2008 (GINA) - Prohibits discrimination against employees or applicants because of genetic information.

Veterans are provided re-employment rights in accordance with P.L. 93-508 (Federal Law) and Section 295.07 (Florida Statutes), which stipulate categorical preferences for employment.

In Addition:

School Board Policies 1362, 3362, 4362, and 5517 - Prohibit harassment and/or discrimination against students, employees, or applicants on the basis of sex, race, color, ethnic or national origin, religion, marital status, disability, genetic information, age, political beliefs, sexual orientation, gender, gender identification, social and family background, linguistic preference, pregnancy, and any other legally prohibited basis. Retaliation for engaging in a protected activity is also prohibited.

Rev. (05-12)