

**ATTENDANCE ZONE
RECOMMENDATIONS AND
RELATED ADMINISTRATIVE
ACTIONS**

~~**2011-2012**~~

2012-2013



**MIAMI-DADE COUNTY PUBLIC SCHOOLS
DISTRICT/SCHOOL OPERATIONS**

**Final Reading – July 18, 2012
Board Policy 5120**

D-45

Miami-Dade County Public Schools

The School Board of Miami-Dade County, Florida

Ms. Perla Tabares Hantman, Chair
Dr. Lawrence S. Feldman, Vice Chair
Dr. Dorothy Bendross-Mindingall
Mr. Carlos L. Curbelo
Mr. Renier Diaz de la Portilla
Dr. Wilbert "Tee" Holloway
Dr. Martin Karp
Dr. Marta Pérez
Ms. Raquel A. Regalado

Student Advisor
Mr. Jude Bruno

Superintendent of Schools
Mr. Alberto M. Carvalho



Mr. Freddie Woodson, Deputy Superintendent
District/School Operations

Dr. Richard H. Hinds, Chief Financial Officer
Financial Services

Dr. Marcos M. Moran, Assistant Superintendent
District/School Operations

Ms. Deborah Karcher, Chief Information Officer
Information Technology Services

Ms. Charlene Burks, Administrative Director
Attendance Services

TABLE OF CONTENTS

ATTENDANCE ZONE RECOMMENDATIONS 2012-2013

	Page
Introduction	1
Attendance Boundary Committee Members	3
Schools on Advised Status	4

**REGIONAL
CENTER**

SCHOOL

North Central	Kelsey L. Pharr Elementary	5
	Maya Angelou Elementary	
	Comstock Elementary	
	Brownsville Middle	12
	Charles Drew Middle	
	Charles Drew Elementary	
	Holmes Elementary	
	Liberty City Elementary	
	Lillie C. Evans K-8 Center	
	Carol City Middle	24
	Norland Middle	
	Parkway Middle	
	Crestview Elementary	
	Myrtle Grove Elementary	
	Parkview Elementary	
	Scott Lake Elementary	
North	Horace Mann Middle	37
	Edison Park Elementary	
	Morningside Elementary	
	Thena Crowder Elementary	45
	Holmes Elementary	
	Orchard Villa Elementary	
	Toussaint L'Ouverture Elementary	

**REGIONAL
CENTER**

SCHOOL

North	Jose de Diego Middle.....	54
	Miami Edison Middle	
	Orchard Villa Elementary	
	Toussaint L'Ouverture Elementary	
	Shadowlawn Elementary	
	Eneida Massas Hartner Elementary	
South Central	Riverside Elementary Community	66
	Frederick Douglass Elementary	

INTRODUCTION

The 2011-2012 school year marks the thirty first (31st) year that citizens are involved in the Attendance Boundary Committee (ABC) process. This committee was established by the School Board and the Superintendent after numerous citizens expressed concerns about the lack of community involvement in attendance boundary recommendations. Subsequently, each year community members from various civic and educational advocacy organizations have diligently served on this committee, reviewing recommendations of proposed attendance boundaries for new schools and changes to the boundaries of existing schools.

The challenge this year is to continue to comply with the state mandate of Class Size Reduction while providing specific direction to communities as attendance boundaries are modified for 2012-2013. To ensure the appropriate distribution of students as new student stations are delivered, current boundary procedures allow the Superintendent of Schools, with the assistance of District/School Operations and the Office of School Facilities, to develop proposed boundary recommendations. The proposed recommendations were presented at Region Community Meetings to the affected school communities. The boundary recommendations were then reviewed by the 17 Attendance Boundary Committee members.

The development of attendance zone recommendations with community involvement continues to be a primary goal of this School Board, the Superintendent of Schools, and the Attendance Boundary Committee. Attendance boundary changes have been determined after a number of factors were considered. The factors are as follows:

1. Compliance with Class Size Reduction Mandate;
2. Impact on Special Education programs;
3. Use of available student stations within contiguous areas;
4. Degree and extent of transportation;
5. Programmatic impact due to lack of student housing;
6. Reduction of the number of schools students must attend;
7. Integrity of feeder systems;
8. Assignment of students from new residential developments to specific schools prior to completion of developments;
9. Construction of new schools;
10. Promotion and maintenance of diverse school enrollments; and
11. Reduction or elimination of racial isolation to the extent practical.

Attendance zone recommendations are long-range solutions designed to stabilize affected schools and bring schools within the mandates of Class Size Reduction. Determining attendance boundaries through ABC is a yearlong process with all meetings open to the public.

The recommendations that follow were reviewed by school and community organizations, i.e., PTA/PTSA, EESAC, student leaders, etc. On May 23, 2012, staff presented the recommendations to the Diversity, Equity and Excellence Advisory Committee. The Diversity, Equity and Excellence Advisory Committee will present its report to the School Board at the Conference Session on Attendance Zone Recommendations, which will be held on June 13, 2012.

ATTENDANCE BOUNDARY COMMITTEE

Members of the Attendance Boundary Committee and their alternates are to be commended for their dedication and hard work in reviewing recommendations for the 2012-2013 school year. Miami-Dade County Public Schools and the community have been well served by their dedication and interest in the education of our students.

ATTENDANCE BOUNDARY COMMITTEE MEMBERS

Mr. Don Kearns, Chair

Ms. Nadine McMillon, Vice-Chair

Ms. Mari Cataño
Mr. Jeffrey Codallo
Ms. Kelli Cohen
Mr. Frank Diaz
Ms. Dania Gorriz
Ms. Yolanda Herrera
Mr. Tim Hyman
Mr. Jeff Kaufman
Mr. Don Kearns

Ms. Maria Kramer
Mr. Nathaniel Miller
Ms. Nadine McMillon
Ms. Nancy Negrón
Ms. Eileen Segal
Ms. Meriel Seymore
Mr. Thomas Spaulding
Ms. Darlene Walker

ABC ALTERNATES

Ms. Annabel Delgado
Mr. Matthew Inan
Mr. Charles Johnson, Jr.
Ms. Susan Marie Kairalla
Ms. Ivonne Kearns
Mr. Ralph MacNamara

Ms. Dannie McMillon
Ms. Carolyn Nelson-Goedert
Ms. Ethel Pruitt
Ms. Vivian Swift
Ms. Kathleen Vergara

**SCHOOLS ON ADVISED STATUS
2012-2013**

Some schools have been placed on advised status for the 2012-2013 school year signifying that Regional Center personnel and community members should monitor the student enrollment at selected schools. The Attendance Boundary Committee (ABC) recommended that the following schools be placed on advised status:

North Central Regional Center

Paul L. Dunbar Elementary
Phillis Wheatley Elementary
Allapattah Middle
Miami Jackson Senior High

North Regional Center

Bunche Park Elementary

South Central Regional Center

Coral Park Elementary
Citrus Grove Middle

South Regional Center

Gateway Environmental K-8 Center
Campbell Drive Middle
Redland Middle

**NORTH CENTRAL
REGIONAL CENTER**

**Kelsey L. Pharr Elementary
2000 N.W. 46 Street
Miami, FL 33142**

**Maya Angelou Elementary
1850 N.W. 32 Street
Miami, FL 33142**

**Comstock Elementary
2420 N.W. 18 Avenue
Miami, FL 33142**

RECOMMENDATION

- The new boundary for Kelsey L. Pharr Elementary School (Area A) is as follows:

Begin at NW 15 Avenue and NW 52 Street
South to Airport Expressway (# 112)
East to NW 14 Avenue
South to NW 34 Street
West to NW 24 Avenue
North to Airport Expressway (# 112)
East to NW 21 Avenue
North to NW 46 Street
East to NW 19 Avenue
North to NW 52 Street
East to NW 15 Avenue,
point of beginning.

- The new boundary for Maya Angelou Elementary School (Area B) is as follows:

Begin at NW 14 Avenue and NW 34 Street
South to NW 26 Street
West to NW 22 Avenue
South to NW 23 Street
West to NW 24 Avenue
North to NW 34 Street
East to NW 14 Avenue,
point of beginning.

- The new boundary for Comstock Elementary School (Area C) is as follows:

Begin at NW 14 Avenue and NW 26 Street
 South to NW 20 Street
 West to NW 17 Avenue
 South to Miami river
 Northwest along Miami River to NW 22 Avenue
 South to East-West Expressway (# 836 Dolphin Expressway)
 Northwest to NW 27 Avenue
 North to NW 20 Street
 East to NW 24 Avenue
 North to NW 23 Street
 East to NW 22 Avenue
 North to NW 26 Street
 East to NW 14 Avenue,
 point of beginning.

EFFECT

- New boundaries will be established for Kelsey L. Pharr Elementary School, Maya Angelou Elementary School, and Comstock Elementary School. These schools will no longer serve as Controlled Choice schools.
- Approximately four hundred and fifteen (415) Kindergarten through fifth grade students (Area A), will attend Kelsey L. Pharr Elementary School beginning in the 2012-2013 school year.
- Approximately five hundred sixty one (561) Kindergarten through fifth grade students (Area B), will attend Maya Angelou Elementary School beginning in the 2012-2013 school year.
- Approximately four hundred sixty five (465) Kindergarten through fifth grade students (Area C), will attend Comstock Elementary School beginning in the 2012-2013 school year.
- Kelsey L. Pharr, Maya Angelou, and Comstock Elementary Schools will remain in the Miami Jackson Senior High School Feeder Pattern.

Capacity Membership Data

School Name	Capacity/Membership																				
	Current 2011-2012							Projected 2012-2013							Projected 2013-2014						
	Grade Configuration	Student Enrollment	Perm FISH Cap	% Util Perm FISH Cap	Perm & Temp FISH Cap	% Util Perm & Temp	Grade Configuration	Student Enrollment	Perm FISH Cap	% Util Perm FISH Cap	Perm & Temp FISH Cap	% Util Perm & Temp	Grade Configuration	Student Enrollment	Perm FISH Cap	% Util Perm FISH Cap	Perm & Temp FISH Cap	% Util Perm & Temp			
Kelsey L. Pharr Elementary	K-5	376	424	89	424	89	K-5	415	424	98	424	98	K-5	442	424	104	424	104			
Maya Angelou Elementary	K-5	567	713	80	713	80	K-5	561	713	79	713	79	K-5	571	713	80	713	80			
Comstock Elementary	K-5	581	501	116	591	98	K-5	465	501	93	591	79	K-5	483	501	96	591	82			

**Miami-Dade County Public Schools
Attendance Boundary Committee
Student Diversity Factors***

Kelsey L. Pharr Elementary

Student Diversity Factors	Current Percentage 2011-2012	Projected Percentage 2012-2013	Projected Percentage 2013-2014
White	N/A	N/A	N/A
Hispanic	51	54	54
Black (Non-Hispanic)	49	46	46
Asian	N/A	N/A	N/A
Indian	N/A	N/A	N/A
Multi-racial	N/A	N/A	N/A
FRL**	97	95	95
LEP***	35	38	38
ESE**** (Excluding Gifted)	12	12	12
Male	51	51	51
Female	49	49	49

* This chart must be submitted for each school affected by an ABC Recommendation. When submitting an ABC Recommendation for a school, this chart should follow the ABC Recommendation Data Form.

** FRL = Free/Reduced Lunch Status

*** LEP = Limited English Proficient

**** ESE = Exceptional Student Education

**Miami-Dade County Public Schools
Attendance Boundary Committee
Student Diversity Factors***

Maya Angelou Elementary

Student Diversity Factors	Current Percentage 2011-2012	Projected Percentage 2012-2013	Projected Percentage 2013-2014
White	1	1	1
Hispanic	88	87	87
Black (Non-Hispanic)	11	12	12
Asian	N/A	N/A	N/A
Indian	N/A	N/A	N/A
Multi-racial	N/A	N/A	N/A
FRL**	97	94	94
LEP***	57	58	58
ESE**** (Excluding Gifted)	12	11	11
Male	50	50	50
Female	50	50	50

* This chart must be submitted for each school affected by an ABC Recommendation. When submitting an ABC Recommendation for a school, this chart should follow the ABC Recommendation Data Form.

** FRL = Free/Reduced Lunch Status

*** LEP = Limited English Proficient

**** ESE = Exceptional Student Education

**Miami-Dade County Public Schools
Attendance Boundary Committee
Student Diversity Factors***

Comstock Elementary

Student Diversity Factors	Current Percentage 2011-2012	Projected Percentage 2012-2013	Projected Percentage 2013-2014
White	0	0	0
Hispanic	87	85	85
Black (Non-Hispanic)	13	15	15
Asian	N/A	N/A	N/A
Indian	N/A	N/A	N/A
Multi-racial	N/A	N/A	N/A
FRL**	99	98	98
LEP***	67	57	57
ESE**** (Excluding Gifted)	10	10	10
Male	55	54	54
Female	45	46	46

* This chart must be submitted for each school affected by an ABC Recommendation. When submitting an ABC Recommendation for a school, this chart should follow the ABC Recommendation Data Form.

** FRL = Free/Reduced Lunch Status

*** LEP = Limited English Proficient

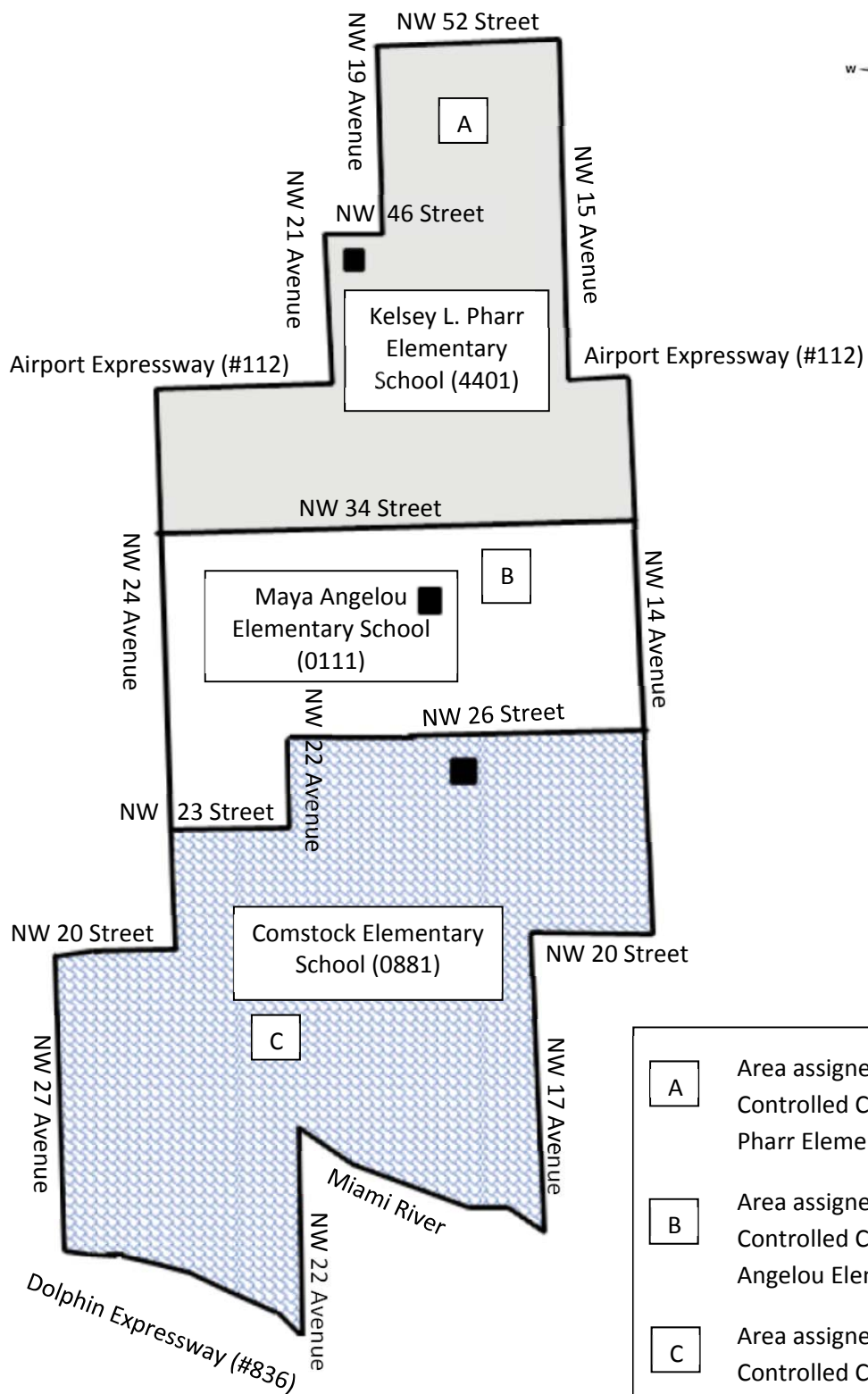
**** ESE = Exceptional Student Education

Controlled Choice Elementary Schools

Kelsey L. Pharr (4401-ETO)
2000 NW 46 Street
Miami, FL 33142

Maya Angelou (0111)
1850 NW 32 Street
Miami, FL 33142

Comstock (0881)
2420 NW 18 Avenue
Miami, FL 33142



- A Area assigned from Controlled Choice to Kelsey Pharr Elementary
- B Area assigned from Controlled Choice to Maya Angelou Elementary
- C Area assigned from Controlled Choice to Comstock Elementary

**Brownsville Middle
4889 N.W. 24 Avenue
Miami, FL 33142**

**Charles R. Drew Middle
1801 N.W. 60 Street
Miami, FL 33142**

**Charles R. Drew Elementary
1775 N.W. 60 Street
Miami, FL 33142**

**Holmes Elementary
1175 N.W. 67 Street
Miami, FL 33150**

**Liberty City
1855 N.W. 71 Street
Miami, FL 33147**

**Lillie C. Evans K-8
1895 N.W. 75 Street
Miami, FL 33147**

RECOMMENDATION

- Assign Area (A):

Begin at NW 79 Street and NW 27 Avenue
East to NW 17 Avenue
South to Florida East Coast Railroad
(between N.W. 72 Street and N.W. 73 Street)
West to NW 22 Avenue
South to NW 71 Street
West to NW 27 Avenue
North to NW 79 Street,
point of beginning.

- Assign Area (B):

Begin at N.W. 17 Avenue and N.W. 79 Street
East on N.W. 79 Street to N.W. 7 Avenue
South on N.W. 7 Avenue to N.W. 71 Street
West on N.W. 71 Street to N.W. 15 Avenue
South on N.W. 15 Avenue to N.W. 64 Street
West on N.W. 64 Street to N.W. 20 Avenue
North on N.W. 20 Avenue to N.W. 69 Street
West on N.W. 69 Street to N.W. 21 Avenue
North on N.W. 21 Avenue to N.W. 71 Street
West on N.W. 71 Street to N.W. 22 Avenue
North on N.W. 22 Avenue to Florida East Coast Railroad
(between N.W. 72 Street and N.W. 73 Street)
East on Florida East Coast Railroad (between N.W. 72 Street
and N.W. 73 Street) to N.W. 17 Avenue
North on N.W. 17 Avenue to N.W. 79 Street,
point of beginning.

- Assign Area (C):

Begin at N.W. 15 Avenue and N.W. 71 Street
East on N.W. 71 Street to N.W. 7 Avenue
South on N.W. 7 Avenue to N.W. 67 Street
West on N.W. 67 Street to N.W. 10 Avenue
South on N.W. 10 Avenue to N.W. 62 Street
(Dr. Martin Luther King Boulevard)
West on N.W. 62 Street (Dr. Martin Luther King Boulevard)
to N.W. 15 Avenue
North on N.W. 15 Avenue to N.W. 71 Street,
point of beginning.

- Assign Area (D):

Begin at NW 64 Street and NW 20 Avenue
East to NW 15 Avenue
South to NW 59 Street
West to NW 17 Avenue
South to NW 59 Street
West to NW 21 Avenue
North to NW 62 Street
East to NW 20 Avenue
North to NW 64 Street,
point of beginning.

- The new boundary for Brownsville Middle School is the following:

Begin at NW 27 Avenue and NW 79 Street
East to NW 7 Avenue
South to NW 67 Street
West to NW 10 Avenue
South to NW 62 Street
East to NW 7 Avenue
South to NW 54 Street
West to NW 15 Avenue
South to NW 52 Street
West to NW 19 Avenue
South to NW 46 Street
West to NW 21 Avenue
South to Airport Expressway (#112)
West to NW 22 Avenue
South NW 20 Street
East to NW 17 Avenue
South to Miami River
Northwest along Miami River to Seaboard Railroad
North to NW 49 Street
East to NW 27 Avenue
North to NW 79 Street
point of beginning.

- Change the grade configuration at Charles R. Drew Elementary School from K-5 to K-8.
- Assign sixth grade students to Charles R. Drew K-8 Academy for Modern Arts for the 2012-2013 school year, include seventh grade students for the 2013-2014 school year and then include eighth grade students for the 2014-2015 school year.
- Beginning in the 2012-2013 school year, all current fifth grade students at Charles R. Drew Elementary School shall have the choice of attending Charles R. Drew K-8 Academy for Modern Arts or attending the middle school that serves their residence address for grade six, seven and eight.

EFFECT

- New attendance boundary will be established for Brownsville Middle School.
- Approximately fifty six (56) fifth grade students (Area A), currently residing in the Charles R. Drew Middle School attendance zone will be assigned to Brownsville Middle School for the 2012-2013 school year.
- Approximately forty nine (49) fourth grade students (Area A), currently residing in the Charles R. Drew Middle School attendance zone will be assigned to Brownsville Middle School for the 2013-2014 school year.
- Approximately fifty (50) fifth grade students (Area B), currently residing in the Charles R. Drew Middle School attendance zone will be assigned to Brownsville Middle School for the 2012-2013 school year.
- Approximately fifty three (53) fourth grade students (Area B), currently residing in the Charles R. Drew Middle School attendance zone will be assigned to Brownsville Middle School for the 2013-2014 school year.
- Approximately sixty eight (68) fifth grade students (Area C), currently residing in the Charles R. Drew Middle School attendance zone will be assigned to Brownsville Middle School for the 2012-2013 school year.
- Approximately eighty six (86) fourth grade students (Area C), currently residing in the Charles R. Drew Middle School attendance zone will be assigned to Brownsville Middle School for the 2013-2014 school year.
- Approximately forty two (42) fifth grade students (Area D), currently residing in the Charles R. Drew Middle School attendance zone will be assigned to Brownsville Middle School for the 2012-2013 school year.
- Approximately forty three (43) fourth grade students (Area D), currently residing in the Charles R. Drew Middle School attendance zone will be assigned to Brownsville Middle School for the 2013-2014 school year.
- When these students enter ninth grade they shall attend the high school that serves their residence address.
- Charles R. Drew K-8 Academy for Modern Arts will remain in the Miami Northwestern Senior High School Feeder Pattern.

Capacity Membership Data

School Name	Capacity/Membership																	
	Current 2011-2012						Projected 2012-2013						Projected 2013-2014					
	Grade Configuration	Student Enrollment	Perm FISH Cap	% Util Perm FISH Cap	Perm & Temp FISH Cap	% Util Perm & Temp	Grade Configuration	Student Enrollment	Perm FISH Cap	% Util Perm FISH Cap	Perm & Temp FISH Cap	% Util Perm & Temp	Grade Configuration	Student Enrollment	Perm FISH Cap	% Util Perm FISH Cap	Perm & Temp FISH Cap	% Util Perm & Temp
Brownsville Middle	6-8	661	1321	50	1321	50	6-8	877	1321	66	1321	66	6-8	1108	1321	84	1321	84
Charles R. Drew Middle	6-8	445	851	52	930	48	7-8	314	851	37	931	34	8	157	851	18	930	17
Charles R. Drew Elementary	K-5	229	658	35	680	34	K-6	268	658	41	680	39	K-7	311	658	47	680	46
Holmes Elementary	K-5	513	572	90	572	90	K-5	550	572	96	572	96	K-5	563	572	98	572	98
Liberty City Elementary	K-5	434	850	51	904	48	K-5	439	850	52	904	49	K-5	440	850	52	904	49
Lillie C. Evans K-8	K-8	430	626	69	824	52	K-8	481	626	77	824	58	K-8	532	626	85	824	65

**Miami-Dade County Public Schools
Attendance Boundary Committee
Student Diversity Factors***

Brownsville Middle

Student Diversity Factors	Current Percentage 2011-2012	Projected Percentage 2012-2013	Projected Percentage 2013-2014
White	N/A	N/A	N/A
Hispanic	26	18	18
Black (Non-Hispanic)	73	82	82
Asian	1	N/A	N/A
Indian	N/A	N/A	N/A
Multi-racial	N/A	N/A	N/A
FRL**	97	97	97
LEP***	5	6	6
ESE**** (Excluding Gifted)	15	17	17
Male	49	50	50
Female	51	50	50

* This chart must be submitted for each school affected by an ABC Recommendation. When submitting an ABC Recommendation for a school, this chart should follow the ABC Recommendation Data Form.

** FRL = Free/Reduced Lunch Status

*** LEP = Limited English Proficient

**** ESE = Exceptional Student Education

**Miami-Dade County Public Schools
Attendance Boundary Committee
Student Diversity Factors***

Charles R. Drew Middle

Student Diversity Factors	Current Percentage 2011-2012	Projected Percentage 2012-2013	Projected Percentage 2013-2014
White	N/A	N/A	N/A
Hispanic	4	4	4
Black (Non-Hispanic)	96	96	96
Asian	N/A	N/A	N/A
Indian	N/A	N/A	N/A
Multi-racial	N/A	N/A	N/A
FRL**	98	98	98
LEP***	0	0	0
ESE**** (Excluding Gifted)	13	13	13
Male	48	48	48
Female	52	52	52

* This chart must be submitted for each school affected by an ABC Recommendation. When submitting an ABC Recommendation for a school, this chart should follow the ABC Recommendation Data Form.

** FRL = Free/Reduced Lunch Status

*** LEP = Limited English Proficient

**** ESE = Exceptional Student Education

**Miami-Dade County Public Schools
Attendance Boundary Committee
Student Diversity Factors***

Charles R. Drew Elementary

Student Diversity Factors	Current Percentage 2011-2012	Projected Percentage 2012-2013	Projected Percentage 2013-2014
White	N/A	N/A	N/A
Hispanic	6	6	6
Black (Non-Hispanic)	93	93	93
Asian	N/A	N/A	N/A
Indian	N/A	N/A	N/A
Multi-racial	1	1	1
FRL**	97	97	97
LEP***	6	6	6
ESE**** (Excluding Gifted)	9	9	9
Male	50	50	50
Female	50	50	50

* This chart must be submitted for each school affected by an ABC Recommendation. When submitting an ABC Recommendation for a school, this chart should follow the ABC Recommendation Data Form.

** FRL = Free/Reduced Lunch Status

*** LEP = Limited English Proficient

**** ESE = Exceptional Student Education

**Miami-Dade County Public Schools
Attendance Boundary Committee
Student Diversity Factors***

Holmes Elementary

Student Diversity Factors	Current Percentage 2011-2012	Projected Percentage 2012-2013	Projected Percentage 2013-2014
White	1	0	0
Hispanic	3	3	3
Black (Non-Hispanic)	92	93	93
Asian	N/A	N/A	N/A
Indian	N/A	N/A	N/A
Multi-racial	5	4	4
FRL**	98	98	98
LEP***	2	2	2
ESE**** (Excluding Gifted)	10	10	10
Male	48	48	48
Female	52	52	52

* This chart must be submitted for each school affected by an ABC Recommendation. When submitting an ABC Recommendation for a school, this chart should follow the ABC Recommendation Data Form.

** FRL = Free/Reduced Lunch Status

*** LEP = Limited English Proficient

**** ESE = Exceptional Student Education

**Miami-Dade County Public Schools
Attendance Boundary Committee
Student Diversity Factors***

Liberty City Elementary

Student Diversity Factors	Current Percentage 2011-2012	Projected Percentage 2012-2013	Projected Percentage 2013-2014
White	1	1	1
Hispanic	6	6	6
Black (Non-Hispanic)	93	93	93
Asian	N/A	N/A	N/A
Indian	N/A	N/A	N/A
Multi-racial	N/A	N/A	N/A
FRL**	99	99	99
LEP***	5	5	5
ESE**** (Excluding Gifted)	8	8	8
Male	57	57	57
Female	43	43	43

* This chart must be submitted for each school affected by an ABC Recommendation. When submitting an ABC Recommendation for a school, this chart should follow the ABC Recommendation Data Form.

** FRL = Free/Reduced Lunch Status

*** LEP = Limited English Proficient

**** ESE = Exceptional Student Education

**Miami-Dade County Public Schools
Attendance Boundary Committee
Student Diversity Factors***

Lillie C. Evans K-8

Student Diversity Factors	Current Percentage 2011-2012	Projected Percentage 2012-2013	Projected Percentage 2013-2014
White	N/A	N/A	N/A
Hispanic	8	8	8
Black (Non-Hispanic)	92	92	92
Asian	N/A	N/A	N/A
Indian	N/A	N/A	N/A
Multi-racial	N/A	N/A	N/A
FRL**	97	97	97
LEP***	3	3	3
ESE**** (Excluding Gifted)	8	8	8
Male	49	49	49
Female	51	51	51

* This chart must be submitted for each school affected by an ABC Recommendation. When submitting an ABC Recommendation for a school, this chart should follow the ABC Recommendation Data Form.

** FRL = Free/Reduced Lunch Status

*** LEP = Limited English Proficient

**** ESE = Exceptional Student Education

**Carol City Middle
3737 NW 188 Street
Miami Gardens, FL 33055**

**Norland Middle
1235 NW 192 Terrace
Miami Gardens, FL 33169**

**Parkway Middle
2349 N.W. 175 Street
Miami Gardens, FL 33056**

**Crestview Elementary
2201 N.W. 187 Street
Miami Gardens. FL 33056**

**Myrtle Grove Elementary
3125 N.W. 176 Street
Miami Gardens, FL 33056**

**Parkview Elementary
17631 N.W. 20 Avenue
Miami Gardens, FL 33056**

**Scott Lake Elementary
1160 N.W. 175 Street
Miami Gardens, FL 33169**

RECOMMENDATION

- Assign Area (A):

Begin at NW 37 Avenue (Douglas Road) and NW 183 Street
East on NW 183 Street to NW 27 Avenue
South to NW 171 Street
West to NW 37 Avenue (Douglas Road)
North to NW 183 Street,
point of beginning.

- The new boundary for Carol City Middle School is the following:

Begin at NW 37 Avenue and NW 215 Street
South to Snake Creek Canal
East to NW 27 Avenue
South to NW 171 Street
West to NW 37 Avenue
South to Biscayne Canal
West to NW 47 Avenue
North to NW 215 Street
East to NW 37 Avenue
point of beginning.

- Assign Area (B):

Begin at Snake Creek Canal and NW 27 Avenue
East on Snake Creek Canal to the Florida Turnpike
South to NW 183 Street
West to NW 27 Avenue
North to Snake Creek Canal,
point of beginning.

- Assign Area (C):

Begin at NW 27 Avenue and 183 Street
East to NW 17 Avenue
South to Palmetto Expressway (#826)
West to NW 27 Avenue
North to NW 183 Street
point of beginning.

- Assign Area (D):

Begin at NW 17 Avenue and NW 183 Street
East to Florida Turnpike
Southeast to Seaboard Railroad (I-95)
Southwest to Palmetto Expressway (#826)
West to NW 17 Avenue
North to NW 183 Street
point of beginning.

- The new boundary for Norland Middle School is the following:

Begin at US HWY 441 (NW 2 Avenue) and Snake Creek Canal
South to Seaboard Railroad (I-95)
Southwest to Florida Turnpike and Palmetto Expressway (#826)
West to NW 27 Avenue
North to Snake Creek Canal
East to US HWY 441 (NW 2 Avenue)
point of beginning.

- Change the grade configuration at Myrtle Grove Elementary School from K-5 to K-8.
- Assign sixth grade students to Myrtle Grove Elementary School for the 2012-2013 school year, include seventh grade students for the 2013-2014 school year and then include eighth grade students for the 2014-2015 school year.
- Beginning in the 2012-2013 school year, all current fifth grade students at Myrtle Grove K-8 Center shall have the choice of attending Myrtle Grove K-8 Center or attending the middle school that serves their residence address for grade six, seven and eight.

EFFECT

- New attendance boundary will be established for Carol City Middle School
- New attendance boundary will be established for Norland Middle School
- Approximately forty seven (47) fifth grade students (Area A), currently residing in the Parkway Middle School attendance zone will be assigned to Carol City Middle School for the 2012-2013 school year.
- Approximately forty four (44) fourth grade students (Area A), currently residing in the Parkway Middle School attendance zone will be assigned to Carol City Middle School for the 2013-2014 school year.
- Approximately one hundred twenty nine (129) fifth grade students (Area B), currently residing in the Parkway Middle School attendance zone will be assigned to Norland Middle School for the 2012-2013 school year.
- Approximately one hundred twenty four (124) fourth grade students (Area B), currently residing in the Parkway Middle School attendance zone will be assigned to Norland Middle School for the 2013-2014 school year.
- Approximately seventy (70) fifth grade students (Area C), currently residing in the Parkway Middle School attendance zone will be assigned to Norland Middle School for the 2012-2013 school year.
- Approximately sixty three (63) fourth grade students (Area C), currently residing in the Parkway Middle School attendance zone will be assigned to Norland Middle School for the 2013-2014 school year.
- Approximately ninety one (91) fifth grade students (Area D), currently residing in the Parkway Middle School attendance zone will be assigned to Norland Middle School for the 2012-2013 school year.
- Approximately eighty five (85) fourth grade students (Area D), currently residing in the Parkway Middle School attendance zone will be assigned to Norland Middle School for the 2013-2014 school year.
- When these students enter ninth grade they shall attend the high school that serves their residence address.
- Myrtle Grove K-8 Center will remain in the Miami Norland Senior High School Feeder Pattern.

Capacity Membership Data

School Name	Capacity/Membership																				
	Current 2011-2012							Projected 2012-2013							Projected 2013-2014						
	Grade Configuration	Student Enrollment	Perm FISH Cap	% Util Perm FISH Cap	Perm & Temp FISH Cap	% Util Perm & Temp	Grade Configuration	Student Enrollment	Perm FISH Cap	% Util Perm FISH Cap	Perm & Temp FISH Cap	% Util Perm & Temp	Grade Configuration	Student Enrollment	Perm FISH Cap	% Util Perm FISH Cap	Perm & Temp FISH Cap	% Util Perm & Temp			
Carol City Middle	6-8	670	1045	64	1045	64	6-8	717	1045	69	1045	69	6-8	761	1045	73	1045	73			
Norland Middle	6-8	741	1417	52	1575	47	6-8	1031	1417	73	1575	65	6-8	1303	1417	92	1575	83			
Parkway Middle	6-8	409	809	51	809	51	7-8	280	809	35	809	35	8	138	809	17	809	17			
Crestview Elementary	K-5	608	884	69	884	69	K-5	620	884	70	884	70	K-5	599	884	68	884	68			
Myrtle Grove Elementary	K-5	397	580	68	624	64	K-6	444	580	77	624	71	K-7	488	580	85	488	78			
Parkview Elementary	K-5	404	426	95	426	95	K-5	413	426	97	426	97	K-5	429	426	100	426	100			
Scott Lake Elementary	K-5	548	724	76	804	68	K-5	539	724	74	539	67	K-5	536	724	74	804	67			

**Miami-Dade County Public Schools
Attendance Boundary Committee
Student Diversity Factors***

Carol City Middle

Student Diversity Factors	Current Percentage 2011-2012	Projected Percentage 2012-2013	Projected Percentage 2013-2014
White	N/A	1	1
Hispanic	13	12	12
Black (Non-Hispanic)	87	87	87
Asian	N/A	N/A	N/A
Indian	N/A	N/A	N/A
Multi-racial	N/A	N/A	N/A
FRL**	88	89	89
LEP***	3	5	5
ESE**** (Excluding Gifted)	10	11	12
Male	51	51	51
Female	49	49	49

* This chart must be submitted for each school affected by an ABC Recommendation. When submitting an ABC Recommendation for a school, this chart should follow the ABC Recommendation Data Form.

** FRL = Free/Reduced Lunch Status

*** LEP = Limited English Proficient

**** ESE = Exceptional Student Education

**Miami-Dade County Public Schools
Attendance Boundary Committee
Student Diversity Factors***

Norland Middle

Student Diversity Factors	Current Percentage 2011-2012	Projected Percentage 2012-2013	Projected Percentage 2013-2014
White	1	1	1
Hispanic	3	3	3
Black (Non-Hispanic)	96	96	96
Asian	N/A	N/A	N/A
Indian	N/A	N/A	N/A
Multi-racial	N/A	N/A	N/A
FRL**	89	89	89
LEP***	4	6	6
ESE**** (Excluding Gifted)	7	9	9
Male	45	44	44
Female	55	56	56

* This chart must be submitted for each school affected by an ABC Recommendation. When submitting an ABC Recommendation for a school, this chart should follow the ABC Recommendation Data Form.

** FRL = Free/Reduced Lunch Status

*** LEP = Limited English Proficient

**** ESE = Exceptional Student Education

**Miami-Dade County Public Schools
Attendance Boundary Committee
Student Diversity Factors***

Parkway Middle

Student Diversity Factors	Current Percentage 2011-2012	Projected Percentage 2012-2013	Projected Percentage 2013-2014
White	1	0	0
Hispanic	5	5	5
Black (Non-Hispanic)	94	95	95
Asian	N/A	N/A	N/A
Indian	N/A	N/A	N/A
Multi-racial	N/A	N/A	N/A
FRL**	93	92	92
LEP***	2	2	1
ESE**** (Excluding Gifted)	20	18	16
Male	58	58	58
Female	42	42	42

* This chart must be submitted for each school affected by an ABC Recommendation. When submitting an ABC Recommendation for a school, this chart should follow the ABC Recommendation Data Form.

** FRL = Free/Reduced Lunch Status

*** LEP = Limited English Proficient

**** ESE = Exceptional Student Education

**Miami-Dade County Public Schools
Attendance Boundary Committee
Student Diversity Factors***

Crestview Elementary

Student Diversity Factors	Current Percentage 2011-2012	Projected Percentage 2012-2013	Projected Percentage 2013-2014
White	0	0	0
Hispanic	6	6	6
Black (Non-Hispanic)	93	93	93
Asian	N/A	N/A	N/A
Indian	N/A	N/A	N/A
Multi-racial	1	1	1
FRL**	90	90	90
LEP***	2	2	2
ESE**** (Excluding Gifted)	11	11	11
Male	51	51	51
Female	49	49	49

* This chart must be submitted for each school affected by an ABC Recommendation. When submitting an ABC Recommendation for a school, this chart should follow the ABC Recommendation Data Form.

** FRL = Free/Reduced Lunch Status

*** LEP = Limited English Proficient

**** ESE = Exceptional Student Education

**Miami-Dade County Public Schools
Attendance Boundary Committee
Student Diversity Factors***

Myrtle Grove Elementary

Student Diversity Factors	Current Percentage 2011-2012	Projected Percentage 2012-2013	Projected Percentage 2013-2014
White	N/A	N/A	N/A
Hispanic	8	8	8
Black (Non-Hispanic)	92	92	92
Asian	N/A	N/A	N/A
Indian	N/A	N/A	N/A
Multi-racial	N/A	N/A	N/A
FRL**	96	96	96
LEP***	2	2	2
ESE**** (Excluding Gifted)	8	9	9
Male	55	54	54
Female	45	46	46

* This chart must be submitted for each school affected by an ABC Recommendation. When submitting an ABC Recommendation for a school, this chart should follow the ABC Recommendation Data Form.

** FRL = Free/Reduced Lunch Status

*** LEP = Limited English Proficient

**** ESE = Exceptional Student Education

**Miami-Dade County Public Schools
Attendance Boundary Committee
Student Diversity Factors***

Parkview Elementary

Student Diversity Factors	Current Percentage 2011-2012	Projected Percentage 2012-2013	Projected Percentage 2013-2014
White	N/A	N/A	N/A
Hispanic	6	6	6
Black (Non-Hispanic)	94	94	94
Asian	N/A	N/A	N/A
Indian	N/A	N/A	N/A
Multi-racial	N/A	N/A	N/A
FRL**	92	92	92
LEP***	3	3	3
ESE**** (Excluding Gifted)	7	7	7
Male	48	48	48
Female	52	52	52

* This chart must be submitted for each school affected by an ABC Recommendation. When submitting an ABC Recommendation for a school, this chart should follow the ABC Recommendation Data Form.

** FRL = Free/Reduced Lunch Status

*** LEP = Limited English Proficient

**** ESE = Exceptional Student Education

**Miami-Dade County Public Schools
Attendance Boundary Committee
Student Diversity Factors***

Scott Lake Elementary

Student Diversity Factors	Current Percentage 2011-2012	Projected Percentage 2012-2013	Projected Percentage 2013-2014
White	1	1	1
Hispanic	7	7	7
Black (Non-Hispanic)	92	92	92
Asian	N/A	N/A	N/A
Indian	N/A	N/A	N/A
Multi-racial	N/A	N/A	N/A
FRL**	88	88	88
LEP***	5	5	5
ESE**** (Excluding Gifted)	9	9	9
Male	56	55	55
Female	44	45	45

* This chart must be submitted for each school affected by an ABC Recommendation. When submitting an ABC Recommendation for a school, this chart should follow the ABC Recommendation Data Form.

** FRL = Free/Reduced Lunch Status

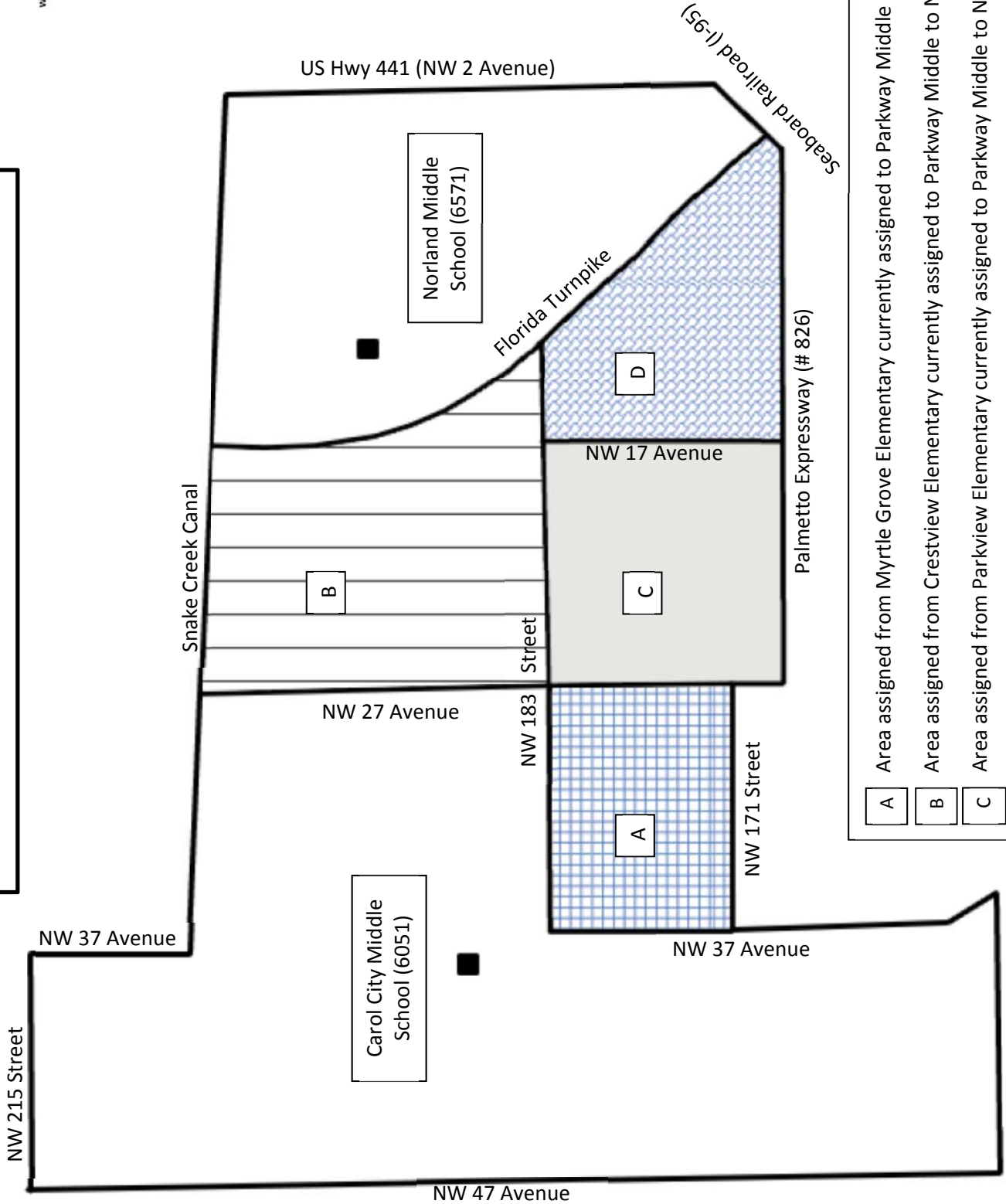
*** LEP = Limited English Proficient

**** ESE = Exceptional Student Education



Carol City Middle School (6051)
 3737 NW 188 Avenue
 Miami, FL 33055

Norland Middle School (6571)
 1235 NW 192 Terrace
 Miami, FL 33169



Carol City Middle School (6051)

Norland Middle School (6571)

- A
- B
- C
- D

Area assigned from Myrtle Grove Elementary currently assigned to Parkway Middle to Carol City Middle
 Area assigned from Crestview Elementary currently assigned to Parkway Middle to Norland Middle
 Area assigned from Parkview Elementary currently assigned to Parkway Middle to Norland Middle
 Area assigned from Scott Lake Elementary currently assigned to Parkway Middle to Norland Middle

**NORTH
REGIONAL CENTER**

Horace Mann Middle School
8950 N.W. 2 Avenue
El Portal, Florida 33150
Edison Park Elementary School
500 N.W. 67 Street
Miami, Florida 33150
Morningside Elementary School
6620 N.E. 5 Avenue
Miami, Florida 33138

RECOMMENDATION

- Establish new boundaries for Horace Mann Middle School to include Edison Park Elementary School and Morningside Elementary School.
- Change the grade configuration of Edison Park Elementary School and Morningside Elementary School from K-5 to K-8.
- Edison Park and Morningside Elementary School students will have the option of remaining at their respective school or attending Horace Mann Middle School as a middle school option when students enter sixth grade.

- Assign Area (A):

Begin at N.W. 71 Street and N.W. 7 Avenue
East to N.E. 2 Avenue
South to N.E. 62 Street
West to North-South Expressway (I-95)
North to N.W. 69 Street
West to N.W. 7 Avenue
North to N.W. 71 Street,
point of beginning

Currently assigned to Miami Edison Middle School to Horace Mann Middle School as an option for Edison Park Elementary School.

- Assign Area (B):

Begin at Biscayne Bay and Airport Expressway (SR112)
West to N.E. 4 Avenue
North to N.E. 61 Street
West to N.E. 2 Avenue
North to N.E. 79 Street
East to Little River Canal (approximately N.E. 4 Avenue)
East on the Little River Canal to Biscayne Bay
South along Biscayne Bay to Airport Expressway (SR112),
point of beginning

Currently assigned to Miami Edison Middle School to Horace Mann Middle School as an option for Morningside Elementary School.

- The new boundary for Horace Mann Middle School is the following:

Begin at NW 109 Street and North-South Expressway (I-95)
East to NW 3 Avenue
North to NW111 Street
East to NE 2 Avenue
North to NE 112 Street
East to NE 4 Avenue
South to NE 107 Street
East to Florida East Coast Railroad (approximately NE 10 Avenue)
Northeast to NE 112 Street
East to NE 13 Avenue
South to Biscayne Canal
East to Biscayne Bay
South along Biscayne Bay to Airport Expressway (SR112)
West to NE 4 Avenue
North to NE 61 Street
West to NE 2 Avenue
North to NE 62 Street
West to North-South Expressway (I-95)
North to NW 69 Street
West to NW 7 Avenue
North to NW 71 Street
East to North-South Expressway (I-95)
North to NW 109 Street
point of beginning

EFFECT

- New attendance boundaries will be established for Horace Mann Middle School.
- Approximately forty eight (48) fifth grade students residing in Area A may remain at Edison Park Elementary School or attend Horace Mann Middle School as a traditional middle school option.
- Approximately fifty eight (58) fifth grade students residing in Area B may remain at Morningside Elementary School or attend Horace Mann Middle School as a traditional middle school option.
- Will add approximately ten (10) new sixth grade students to Horace Mann Middle School from Edison Park and Morningside Elementary Schools, whose parents choose the traditional middle school option for the 2012-2013 school year.
- Assign all new sixth through eighth grade students in Edison Park Elementary School (Area A) and Morningside Elementary School (Area B) to Horace Mann Middle School beginning for the 2012-2013 school year.
- Horace Mann Middle School will remain in the Miami Edison Senior High School feeder pattern.

Capacity Membership Data

School Name	Capacity/Membership														
	Current 2011-2012					Projected 2012-2013					Projected 2013-2014				
	Grade Configuration	Student Enrollment	Perm FISH Cap	% Util Perm FISH Cap	Perm & Temp FISH Cap	Grade Configuration	Student Enrollment	Perm FISH Cap	% Util Perm FISH Cap	Perm & Temp FISH Cap	% Util Perm FISH Cap	Student Enrollment	Perm FISH Cap	% Util Perm FISH Cap	Perm & Temp FISH Cap
Horace Mann Middle School*	6-8	765	1419	54	1419	6-8	787	1419	55	1419	6-8	805	1419	57	1419
Edison Park K-8	K-5	348	662	53	662	K-6	392	662	59	662	K-7	448	662	68	662
Morningside K-8	K-5	437	740	59	740	K-6	490	740	66	740	K-7	571	740	77	740

* Academy for Community Education (ACE) is housed at Horce Mann Middle School and occupies 101 student stations.

**Miami-Dade County Public Schools
Attendance Boundary Committee
Student Diversity Factors***

Horace Mann Middle School

Student Diversity Factors	Current Percentage 2011-2012	Projected Percentage 2012-2013	Projected Percentage 2013-2014
White	2	2	2
Hispanic	14	14	14
Black (Non-Hispanic)	83	83	83
Asian	0	0	0
Indian	0	0	0
Multi-racial	1	1	1
FRL**	91	91	91
LEP***	17	17	17
ESE**** (Excluding Gifted)	10	10	10
Male	49	49	49
Female	51	51	51

* This chart must be submitted for each school affected by an ABC Recommendation. When submitting an ABC Recommendation for a school, this chart should follow the ABC Recommendation Data Form.

** FRL = Free/Reduced Lunch Status

*** LEP = Limited English Proficient

**** ESE = Exceptional Student Education

**Miami-Dade County Public Schools
Attendance Boundary Committee
Student Diversity Factors***

Edison Park Elementary School

Student Diversity Factors	Current Percentage 2011-2012	Projected Percentage 2012-2013	Projected Percentage 2013-2014
White	0	0	0
Hispanic	8	8	8
Black (Non-Hispanic)	90	90	90
Asian	0	0	0
Indian	0	0	0
Multi-racial	2	2	2
FRL**	97	97	97
LEP***	29	29	29
ESE**** (Excluding Gifted)	21	21	21
Male	43	43	43
Female	57	57	57

* This chart must be submitted for each school affected by an ABC Recommendation. When submitting an ABC Recommendation for a school, this chart should follow the ABC Recommendation Data Form.

** FRL = Free/Reduced Lunch Status

*** LEP = Limited English Proficient

**** ESE = Exceptional Student Education

**Miami-Dade County Public Schools
Attendance Boundary Committee
Student Diversity Factors***

Morningside Elementary School

Student Diversity Factors	Current Percentage 2011-2012	Projected Percentage 2012-2013	Projected Percentage 2013-2014
White	4	4	4
Hispanic	23	23	23
Black (Non-Hispanic)	72	72	72
Asian	0	0	0
Indian	0	0	0
Multi-racial	1	1	1
FRL**	92	92	92
LEP***	31	31	31
ESE**** (Excluding Gifted)	17	17	17
Male	56	56	56
Female	44	44	44

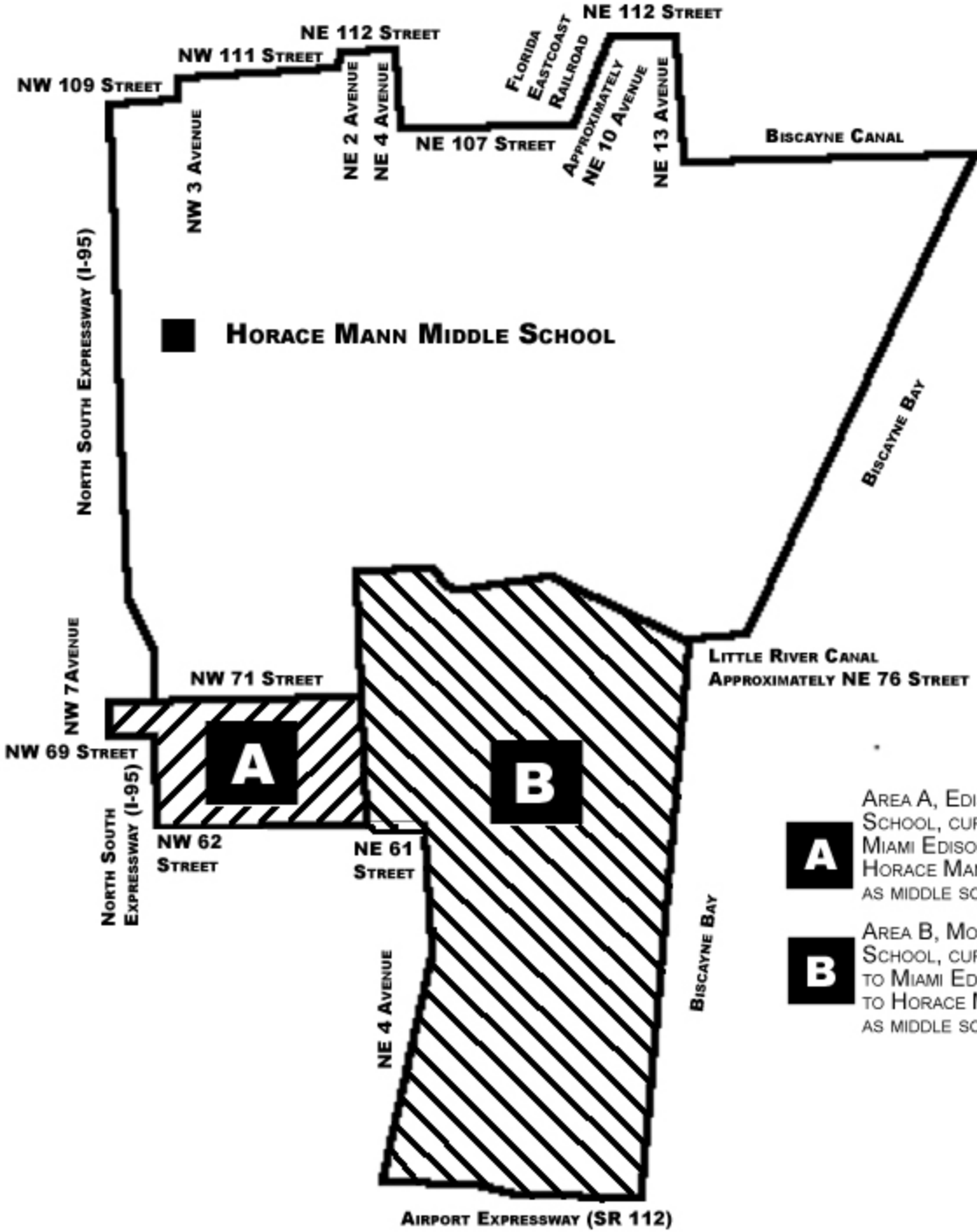
* This chart must be submitted for each school affected by an ABC Recommendation. When submitting an ABC Recommendation for a school, this chart should follow the ABC Recommendation Data Form.

** FRL = Free/Reduced Lunch Status

*** LEP = Limited English Proficient

**** ESE = Exceptional Student Education

HORACE MANN MIDDLE SCHOOL
8950 NW 2ND AVENUE
EL PORTAL, FLORIDA 33150



- A** AREA A, EDISON PARK ELEMENTARY SCHOOL, CURRENTLY ASSIGNED TO MIAMI EDISON MIDDLE SCHOOL TO HORACE MANN MIDDLE SCHOOL AS MIDDLE SCHOOL OPTION.
- B** AREA B, MORNINGSIDE ELEMENTARY SCHOOL, CURRENTLY ASSIGNED TO MIAMI EDISON MIDDLE SCHOOL TO HORACE MANN MIDDLE SCHOOL AS MIDDLE SCHOOL OPTION.

Thena C. Crowder Elementary School

757 N.W. 66 Street
Miami, Florida 33150

Holmes Elementary School

1175 N.W. 67 Street
Miami, Florida 33150

Orchard Villa Elementary School

5720 N.W. 13 Avenue
Miami, Florida 33142

Toussaint L'Ouverture Elementary School

120 N.E. 59 Street
Miami, Florida 33137

RECOMMENDATION

- Thena C. Crowder Elementary School as the Thena C. Crowder Early Childhood Diagnostic and Special Education Center.
- Students currently assigned to Thena C. Crowder Elementary School for Kindergarten through Grade Two will be assigned to Holmes, Orchard Villa or Toussaint L'Ouverture Elementary Schools for the 2012-2013 school year.
- Assign Area (A) Holmes Elementary School:

Begin at N.W. 69 Street and I-95 (North-South Expressway)
South on I-95 (North-South Expressway) to N.W 62 Street (Dr. Martin Luther King Boulevard)
West on N.W 62 Street (Dr. Martin Luther King Boulevard) to N.W. 10 Avenue
North on N.W. 10 Avenue to N.W. 67 Street
East on N.W. 67 Street to N.W. 7 Avenue
North on N.W. 7 Avenue to N.W. 69 Street
East on N.W. 69 Street to I-95 (North-South Expressway),
point of beginning

- Assign Area (B) Orchard Villa Elementary:
 Begin at N.W. 62 Street (Dr. Martin Luther King Boulevard) and N.W. 7 Avenue
 South on N.W. 7 Avenue to N.W. 54 Street
 East on N.W. 54 Street to I-95 (North-South Expressway)
 North on I-95 (North-South Expressway) to N.W. 62 Street (Dr. Martin Luther King Boulevard)
 West on N.W. 62 Street (Dr. Martin Luther King Boulevard) to N.W. 7 Avenue,
 point of beginning
- Assign Area (C) Toussaint L'Ouverture Elementary:
 Begin at I-95 (North-South Expressway) and N.W. 62 Street (Dr. Martin Luther King Boulevard)
 South on I-95 (North-South Expressway) to N.W. 54 Street
 East on N.W. 54 Street to North Miami Avenue
 North on North Miami Avenue to N.W. 62 Street (Dr. Martin Luther King Boulevard)
 West on N.W. 62 Street (Dr. Martin Luther King Boulevard) to I-95 (North-South Expressway)
 point of beginning
- The boundary for Holmes Elementary School is the following:
 Begin at N.W. 15 Avenue and N.W. 71 Street
 East on N.W. 71 Street to N.W. 7 Avenue
 South on N.W. 7 Avenue to N.W. 69 Street
 East on N.W. 69 Street to I-95 (North-South Expressway)
 South on I-95 (North-South Expressway) to N.W. 62 Street (Dr. Martin Luther King Boulevard)
 West on N.W. 62 Street (Dr. Martin Luther King Boulevard) to N.W. 15 Avenue
 North on N.W. 15 Avenue to N.W. 71 Street,
 point of beginning.

- The boundary for Orchard Villa Elementary School is the following:

Begin at N.W. 15 Avenue and N.W. 62 Street (Dr. Martin Luther King Boulevard)

East on N.W. 62 Street (Dr. Martin Luther King Boulevard) to I-95 (North-South Expressway)

South on I-95 (North-South Expressway) to N.W. 54 Street

West on N.W. 54 Street to N.W. 15 Avenue

North on N.W. 15 Avenue to N.W. 62 Street (Dr. Martin Luther King Boulevard),
point of beginning.
- The boundary for Toussaint L'Ouverture Elementary School is the following:

Begin at I-95 (North-South Expressway) and N.W. 62 Street (Dr. Martin Luther King Boulevard)

South on I-95 (North-South Expressway) to N.W. 54 Street

East on N.W. 54 Street to North Miami Avenue

South on North Miami Avenue to N.E. 43 Street

East on N.E. 43 Street to N.E. 4 Avenue

North on N.E. 4 Avenue to N.E. 61 Street (Dr. Martin Luther King Boulevard)

West on N.E. 61 (Dr. Martin Luther King Boulevard) Street to N.E. 2 Avenue

North on N.E. 2 Avenue to N.E. 62 Street (Dr. Martin Luther King Boulevard)

West on N.E. 62 Street (Dr. Martin Luther King Boulevard) to I-95 (North-South Expressway),
point of beginning.

EFFECT

- Holmes, Orchard Villa and Toussaint L'Ouverture Elementary Schools will no longer have a shared boundary with Thena C. Crowder Elementary School.
- Students will be able to attend one school for Kindergarten through fifth grade.
- Approximately seven (7) current kindergarten, thirteen (13) current first grade and twenty-nine (29) current second grade students will attend Holmes Elementary School for the 2012-2013 school year.
- Approximately two (2) current kindergarten, four (4) current first grade and four (4) current second grade students will attend Orchard Villa Elementary School for the 2012-2013 school year.
- Approximately twenty-seven (27) current kindergarten, twenty-seven (27) current first grade and thirty-three (33) current second grade students will attend Toussaint L'Ouverture Elementary School for the 2012-2013 school year.
- All three schools have sufficient student stations to accommodate students from Thena C. Crowder Elementary School.
- Orchard Villa Elementary School and Toussaint L'Ouverture Elementary School will remain in the Miami Edison Senior High School feeder pattern.
- Holmes Elementary School will remain in the Miami Northwestern Senior High School feeder pattern.

Capacity Membership Data

School Name	Capacity/Membership													
	Current 2011-2012					Projected 2012-2013					Projected 2013-2014			
	Grade Configuration	Student Enrollment	Perm FISH Cap	% Util Perm FISH Cap	Perm & Temp FISH Cap	Grade Configuration	Student Enrollment	Perm FISH Cap	% Util Perm FISH Cap	Perm & Temp FISH Cap	Grade Configuration	Student Enrollment	Perm FISH Cap	% Util Perm FISH Cap
Holmes Elementary School	PK-5	513	572	90	572	PK-5	550	572	96	572	PK-5	563	572	98
Orchard Villa Elementary School	PK-5	431	723	60	723	PK-5	446	723	62	723	PK-5	451	723	62
Toussaint L'Ouverture Elementary School	PK-5	485	660	73	722	PK-5	593	660	90	722	PK-5	593	660	82

**Miami-Dade County Public Schools
Attendance Boundary Committee
Student Diversity Factors***

Holmes Elementary School

Student Diversity Factors	Current Percentage 2011-2012	Projected Percentage 2012-2013	Projected Percentage 2013-2014
White	1	0	0
Hispanic	3	3	3
Black (Non-Hispanic)	92	93	93
Asian	0	0	0
Indian	0	0	0
Multi-racial	4	4	4
FRL**	98	98	98
LEP***	2	2	2
ESE**** (Excluding Gifted)	10	10	10
Male	48	48	48
Female	52	52	52

* This chart must be submitted for each school affected by an ABC Recommendation. When submitting an ABC Recommendation for a school, this chart should follow the ABC Recommendation Data Form.

** FRL = Free/Reduced Lunch Status

*** LEP = Limited English Proficient

**** ESE = Exceptional Student Education

**Miami-Dade County Public Schools
Attendance Boundary Committee
Student Diversity Factors***

Orchard Villa Elementary School

Student Diversity Factors	Current Percentage 2011-2012	Projected Percentage 2012-2013	Projected Percentage 2013-2014
White	0	0	0
Hispanic	8	8	8
Black (Non-Hispanic)	91	92	92
Asian	0	0	0
Indian	0	0	0
Multi-racial	1	0	0
FRL**	98	98	98
LEP***	3	3	3
ESE**** (Excluding Gifted)	17	18	19
Male	48	48	47
Female	52	52	53

* This chart must be submitted for each school affected by an ABC Recommendation. When submitting an ABC Recommendation for a school, this chart should follow the ABC Recommendation Data Form.

** FRL = Free/Reduced Lunch Status

*** LEP = Limited English Proficient

**** ESE = Exceptional Student Education

**Miami-Dade County Public Schools
Attendance Boundary Committee
Student Diversity Factors***

Toussaint L'Ouverture Elementary School

Student Diversity Factors	Current Percentage 2011-2012	Projected Percentage 2012-2013	Projected Percentage 2013-2014
White	0	0	0
Hispanic	9	12	8
Black (Non-Hispanic)	85	84	86
Asian	0	0	0
Indian	0	0	0
Multi-racial	6	4	4
FRL**	97	97	97
LEP***	44	46	48
ESE**** (Excluding Gifted)	6	6	6
Male	46	48	44
Female	54	52	56

* This chart must be submitted for each school affected by an ABC Recommendation. When submitting an ABC Recommendation for a school, this chart should follow the ABC Recommendation Data Form.

** FRL = Free/Reduced Lunch Status

*** LEP = Limited English Proficient

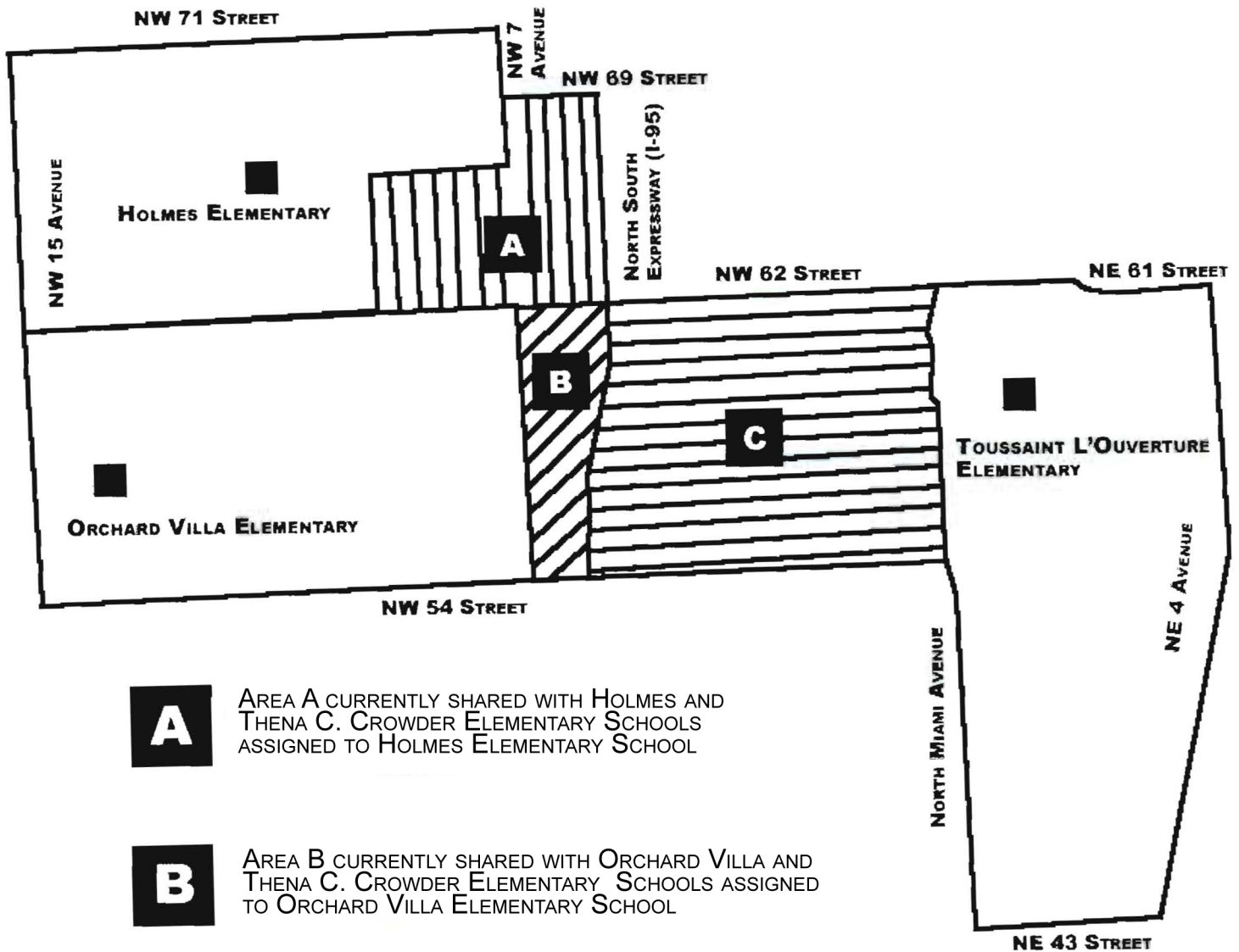
**** ESE = Exceptional Student Education

THENA C. CROWDER ELEMENTARY SCHOOL
757 N.W. 66 STREET
MIAMI, FLORIDA 33150

HOLMES ELEMENTARY SCHOOL
1175 N.W. 67 STREET
MIAMI, FLORIDA 33150

ORCHARD VILLA ELEMENTARY SCHOOL
5720 N.W. 13 AVENUE
MIAMI, FLORIDA 33142

TOUSSAINT L'OUVERTURE ELEMENTARY SCHOOL
120 N.E. 59 STREET
MIAMI, FLORIDA 33137



A AREA A CURRENTLY SHARED WITH HOLMES AND THENA C. CROWDER ELEMENTARY SCHOOLS ASSIGNED TO HOLMES ELEMENTARY SCHOOL

B AREA B CURRENTLY SHARED WITH ORCHARD VILLA AND THENA C. CROWDER ELEMENTARY SCHOOLS ASSIGNED TO ORCHARD VILLA ELEMENTARY SCHOOL

C AREA C CURRENTLY SHARED WITH TOUSSAINT L'OUVERTURE AND THENA C, CROWDER ELEMENTARY SCHOOLS ASSIGNED TO TOUSSAINT L'OUVERTURE ELEMENTARY SCHOOL

Jose De Diego Middle School

3100 NW Fifth Avenue
Miami, Florida 33127

Miami Edison Middle School

6101 NW Second Avenue
Miami, Florida 33127

Orchard Villa Elementary School

5720 NW 13 Avenue
Miami, FL 33142

Toussaint L'Ouverture Elementary School

120 NE 59 Street
Miami, Florida 33137

Shadowlawn Elementary School

149 NW 49 Street
Miami, Florida 33127

Eneida Massas Hartner Elementary School

401 NW 29 Street
Miami, Florida 33127

RECOMMENDATION

- Establish new boundaries for Jose de Diego Middle School to include Shadowlawn Elementary School and Toussaint L'Ouverture Elementary School, Orchard Villa Elementary School, and Eneida Massas Hartner Elementary School.
- Assign Area (A), Orchard Villa Elementary School:

Begin at NW 62 Street and NW 7 Avenue
South to NW 54 Street
East to I-95
North to NW 62 Street
West to NW 7 Avenue,
point of beginning.

Currently assigned to Miami Edison Middle School to Jose de Diego Middle School.

- Assign Area (B), Toussaint L'Ouverture Elementary School:

Begin at I-95 (North-South Expressway) and N.W. 62 Street (Dr. Martin Luther King Boulevard)

South on I-95 (North-South Expressway) to N.W. 54 Street

East on N.W. 54 Street to North Miami Avenue

South on North Miami Avenue to N.E. 43 Street

East on N.E. 43 Street to N.E. 4 Avenue

North on N.E. 4 Avenue to N.E. 61 Street (Dr. Martin Luther King Boulevard)

West on N.E. 61 (Dr. Martin Luther King Boulevard) Street to N.E. 2 Avenue

North on N.E. 2 Avenue to N.E. 62 Street (Dr. Martin Luther King Boulevard)

West on N.E. 62 Street (Dr. Martin Luther King Boulevard) to I-95 (North-South Expressway),

point of beginning.

Currently assigned to Miami Edison Middle School to Jose de Diego Middle School.

- Assign Area (C), Shadowlawn Elementary School:

Begin at North-South Expressway (I-95) and
NW 43 Street

North to NW 54 Street

East to North Miami Avenue

South to NW 43 Street

West to North-South Expressway (I-95),

point of beginning.

Currently assigned to Miami Edison Middle School to Jose de Diego Middle School

- Assign Area (D), Eneida Massas Hartner Elementary School:

Begin at North-South Expressway (I-95) and NW 43 Street
 East to NE 4 Avenue
 South to Airport Expressway (SR 112)
 West to North-South Expressway (I-95)
 North to NW 43 Street,
 point of beginning.

Currently assigned to Miami Edison Middle School to Jose de Diego Middle School

- The new boundary for Jose de Diego Middle School is the following:

Begin at North-South Expressway (I-95) and NW 62 Street
 East on 62 Street to NE 2 Avenue
 South to NE 61 Street
 East to NE 4 Avenue
 South to Airport Expressway (SR112)
 East on Airport Expressway (SR112) to Biscayne Bay and Intracoastal Waterway
 South along Intracoastal Waterway to Miami River
 West on Miami River to North-South Expressway (I-95)
 South to SW 8 Street
 West to SW 5 Avenue
 South to SW 11 Street
 West to SW 8 Avenue
 North to SW 8 Street
 West to SW 17 Avenue
 North to W Flagler Street
 East to NW 15 Avenue
 North to Miami River
 Southeast on Miami River to NW 7 Avenue
 North to East-West Expressway (SR 836)
 East to North-South Expressway (I-95)
 North to NW 16 Street
 East to NW 3 Avenue
 North to NW 20 Street
 West to North-South Expressway (I-95)
 North to NW 54 Street
 West to NW 7 Avenue
 North to NW 62 Street
 Point of beginning.

EFFECT

- New attendance boundaries will be established for Jose de Diego Middle School.
- All new sixth grade students currently assigned to Miami Edison Middle School will be assigned to Jose de Diego Middle School beginning in the 2012-2013 school year.
- Approximately seven (7) fifth grade students (Area A) currently attending Orchard Villa Elementary School and assigned to Miami Edison Middle School, will be assigned to Jose de Diego Middle School for the 2012-2013 school year.
- Approximately thirty-four (34) fifth grade students (Area B) currently attending Shadowlawn Elementary School and assigned to Miami Edison Middle School, will be assigned to Jose de Diego Middle School for the 2012-2013 school year.
- Approximately seventy-three (73) fifth grade students (Area C) currently attending Toussaint L'Ouverture Elementary School and assigned to Miami Edison Middle School, will be assigned to Jose de Diego Middle School for the 2012-2013 school year.
- Approximately ten (10) fifth grade students (Area D) currently attending Eneida Massas Hartner Elementary School and assigned to Miami Edison Middle School, will be assigned to Jose de Diego Middle School for the 2012-2013 school year.
- Rising seventh and eighth grade students currently attending Miami Edison Middle School will remain through the 2013-2014 school year.
- Assign new sixth, seventh and eighth grade students residing in Orchard Villa (Area A), Toussaint L'Ouverture (Area B), Shadowlawn (Area C), and Eneida Massas Hartner (Area D) Elementary Schools to Jose de Diego Middle School for the 2012-2013 school year.
- There are sufficient student stations to accommodate all students from Orchard Villa, Shadowlawn, Toussaint L'Ouverture, and Eneida Massas Hartner Elementary Schools at Jose de Diego Middle School.
- Students will continue to attend the existing high school assigned to their attendance boundary.

Capacity Membership Data

School Name	Capacity/Membership																	
	Current 2011-2012						Projected 2012-2013						Projected 2013-2014					
	Grade Configuration	Student Enrollment	Perm FISH Cap	% Util Perm FISH Cap	Perm & Temp FISH Cap	% Util Perm & Temp	Grade Configuration	Student Enrollment	Perm FISH Cap	% Util Perm FISH Cap	Perm & Temp FISH Cap	% Util Perm & Temp	Grade Configuration	Student Enrollment	Perm FISH Cap	% Util Perm FISH Cap	Perm & Temp FISH Cap	% Util Perm & Temp
Jose de Diego Middle School	6-8	517	1044	50	1044	50	6-8	602	1044	58	1044	58	6-8	669	1044	64	1044	64
Miami Edison Middle School	6-8	522	1053	50	1053	50	7-8	368	1053	35	1053	35	8	178	1053	17	1053	17
Orchard Vill Elementary School	PK-5	431	723	60	723	60	PK-5	446	723	62	723	62	PK-5	451	723	62	723	62
Toussaint L'Ouverture Elementary School	PK-5	485	660	73	722	67	PK-5	593	660	90	722	82	PK-5	593	660	90	722	82
Shadowlawn Elementary School	PK-5	291	398	73	438	66	PK-5	302	398	76	438	69	PK-5	300	398	75	438	68
Eneida Massas Hartner Elementary School	PK-5	554	713	78	713	78	PK-5	563	713	79	713	79	PK-5	566	713	79	713	79

**Miami-Dade County Public Schools
Attendance Boundary Committee
Student Diversity Factors***

Jose de Diego Middle School

Student Diversity Factors	Current Percentage 2011-2012	Projected Percentage 2012-2013	Projected Percentage 2013-2014
White	1	1	1
Hispanic	54	47	45
Black (Non-Hispanic)	45	50	52
Asian	0	0	0
Indian	0	0	0
Multi-racial	0	2	0
FRL**	96	97	98
LEP***	13	15	18
ESE**** (Excluding Gifted)	20	18	18
Male	55	53	53
Female	45	47	47

* This chart must be submitted for each school affected by an ABC Recommendation. When submitting an ABC Recommendation for a school, this chart should follow the ABC Recommendation Data Form.

** FRL = Free/Reduced Lunch Status

*** LEP = Limited English Proficient

**** ESE = Exceptional Student Education

**Miami-Dade County Public Schools
Attendance Boundary Committee
Student Diversity Factors***

Miami Edison Middle

Student Diversity Factors	Current Percentage 2011-2012	Projected Percentage 2012-2013	Projected Percentage 2013-2014
White	1%	2%	1%
Hispanic	12%	10%	9%
Black (Non-Hispanic)	86%	87%	90%
Asian	N/A	N/A	N/A
Indian	N/A	N/A	N/A
Multi-racial	1%	1%	1%
FRL**	96%	96%	96%
LEP***	54%	53%	46%
ESE**** (Excluding Gifted)	23%	21%	19%
Male	51%	49%	56%
Female	49%	51%	44%

* This chart must be submitted for each school affected by an ABC Recommendation. When submitting an ABC Recommendation for a school, this chart should follow the ABC Recommendation Data Form.

** FRL = Free/Reduced Lunch Status

*** LEP = Limited English Proficient

**** ESE = Exceptional Student Education

**Miami-Dade County Public Schools
Attendance Boundary Committee
Student Diversity Factors***

Orchard Villa Elementary School

Student Diversity Factors	Current Percentage 2011-2012	Projected Percentage 2012-2013	Projected Percentage 2013-2014
White	0	0	0
Hispanic	8	8	8
Black (Non-Hispanic)	91	92	92
Asian	0	0	0
Indian	0	0	0
Multi-racial	1	0	0
FRL**	98	98	98
LEP***	3	3	3
ESE**** (Excluding Gifted)	17	18	19
Male	48	48	47
Female	52	52	53

* This chart must be submitted for each school affected by an ABC Recommendation. When submitting an ABC Recommendation for a school, this chart should follow the ABC Recommendation Data Form.

** FRL = Free/Reduced Lunch Status

*** LEP = Limited English Proficient

**** ESE = Exceptional Student Education

**Miami-Dade County Public Schools
Attendance Boundary Committee
Student Diversity Factors***

Toussaint L'Ouverture Elementary School

Student Diversity Factors	Current Percentage 2011-2012	Projected Percentage 2012-2013	Projected Percentage 2013-2014
White	0	0	0
Hispanic	9	12	8
Black (Non-Hispanic)	85	84	86
Asian	0	0	0
Indian	0	0	0
Multi-racial	6	4	4
FRL**	97	97	97
LEP***	44	46	48
ESE**** (Excluding Gifted)	6	6	6
Male	46	48	44
Female	54	52	56

* This chart must be submitted for each school affected by an ABC Recommendation. When submitting an ABC Recommendation for a school, this chart should follow the ABC Recommendation Data Form.

** FRL = Free/Reduced Lunch Status

*** LEP = Limited English Proficient

**** ESE = Exceptional Student Education

**Miami-Dade County Public Schools
Attendance Boundary Committee
Student Diversity Factors***

Shadowlawn Elementary School

Student Diversity Factors	Current Percentage 2011-2012	Projected Percentage 2012-2013	Projected Percentage 2013-2014
White	2	1	1
Hispanic	13	10	11
Black (Non-Hispanic)	84	87	86
Asian	0	0	0
Indian	0	0	0
Multi-racial	3	2	2
FRL**	99	99	99
LEP***	25	27	27
ESE**** (Excluding Gifted)	9	11	9
Male	51	49	49
Female	49	51	51

* This chart must be submitted for each school affected by an ABC Recommendation. When submitting an ABC Recommendation for a school, this chart should follow the ABC Recommendation Data Form.

** FRL = Free/Reduced Lunch Status

*** LEP = Limited English Proficient

**** ESE = Exceptional Student Education

**Miami-Dade County Public Schools
Attendance Boundary Committee
Student Diversity Factors***

Eneida Massas Hartner Elementary School

Student Diversity Factors	Current Percentage 2011-2012	Projected Percentage 2012-2013	Projected Percentage 2013-2014
White	2	2	2
Hispanic	70	72	75
Black (Non-Hispanic)	27	25	23
Asian	0	0	0
Indian	0	0	0
Multi-racial	1	1	0
FRL**	98	98	98
LEP***	35	38	38
ESE**** (Excluding Gifted)	11	11	11
Male	48	48	48
Female	52	52	52

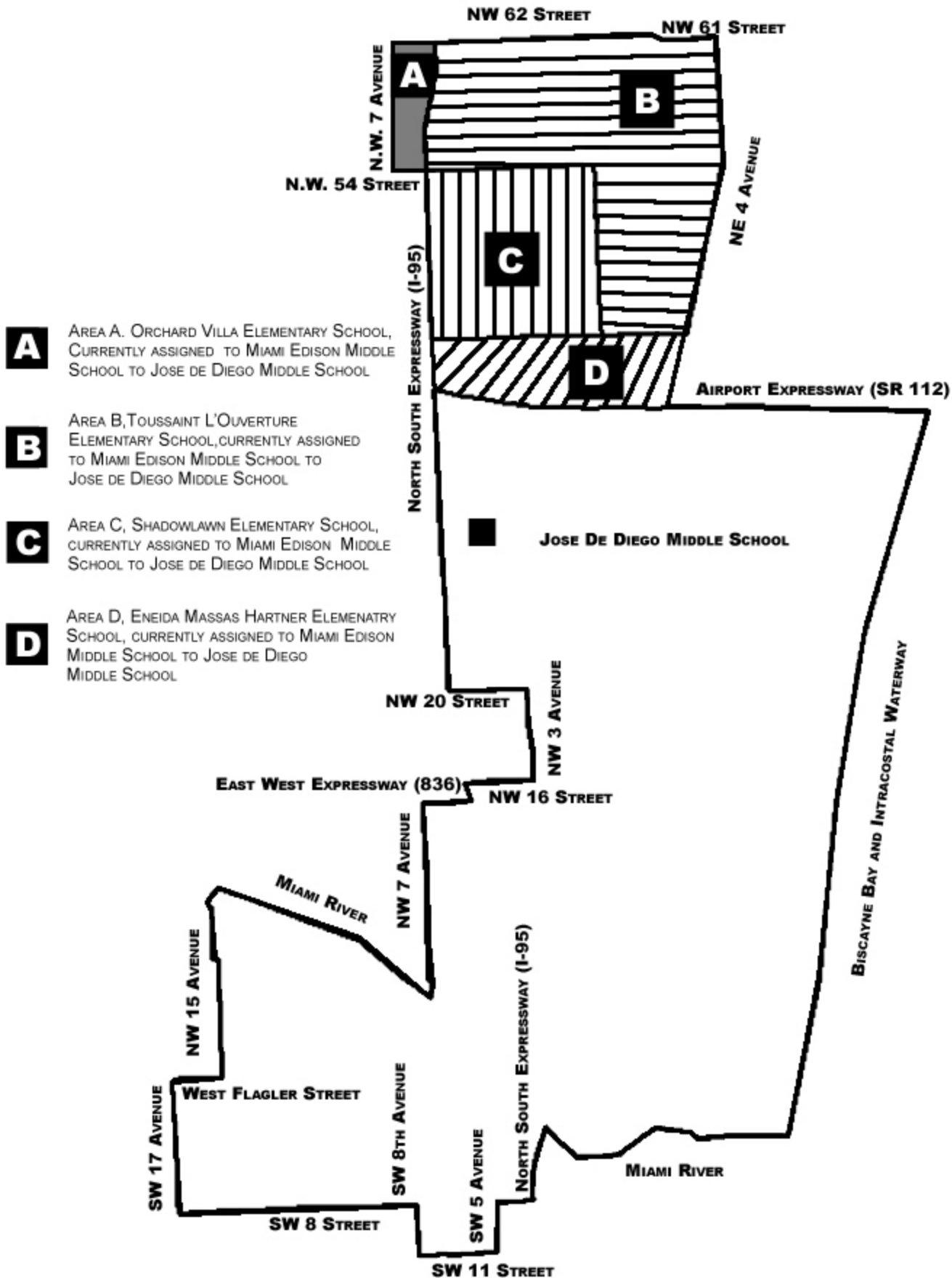
* This chart must be submitted for each school affected by an ABC Recommendation. When submitting an ABC Recommendation for a school, this chart should follow the ABC Recommendation Data Form.

** FRL = Free/Reduced Lunch Status

*** LEP = Limited English Proficient

**** ESE = Exceptional Student Education

JOSE DE DIEGO MIDDLE SCHOOL
 3100 N.W. FIFTH AVENUE
 MIAMI, FLORIDA 33127



**SOUTH CENTRAL
REGIONAL CENTER**

Riverside Elementary Community School

1190 S.W. 2 Street
Miami, Florida 33130

Frederick Douglass Elementary School

314 N.W. 12 Street
Miami, Florida 33136

RECOMMENDATION

- Assign Area (A):

Begin at the Miami River and N.W. 7 Avenue
Northwest to N.W. 15 Avenue
South to West Flagler Street
West to S.W. 17 Avenue
South to S.W. 8 Street
East to S.W. 8 Avenue
South to S.W. 11 Street
East to S.W. 5 Avenue
North to S.W. 8 Street
East to North-South Expressway (I-95)
North to the Miami River
Northwest to N.W. 7 Avenue,
point of beginning.

Currently assigned to Riverside Elementary Community School and Frederick Douglass Elementary School Controlled Choice Area to Riverside Elementary Community School.

- Assign Area (B):

Begin at Biscayne Bay and N.E. 9 Street
West on N.E. 9 Street to N.W. 2 Avenue
North to N.W. 13 Street
West to N.W. 7 Avenue
South to the Miami River
Southeast to North-South Expressway (I-95)
Southeast to Biscayne Bay
Northeast to N.E. 9 Street,
point of beginning.

Currently assigned to Frederick Douglass Elementary School and Riverside Elementary Community School Controlled Choice Area to Frederick Douglass Elementary School.

- The new boundary for Riverside Elementary Community School is the following:

Begin at the Miami River and N.W. 7 Avenue
Northwest to N.W. 15 Avenue
South to West Flagler Street
West to S.W. 17 Avenue
South to S.W. 8 Street
East to S.W. 8 Avenue
South to S.W. 11 Street
East to S.W. 5 Avenue
North to S.W. 8 Street
East to North-South Expressway (I-95)
North to the Miami River
Northwest to N.W. 7 Avenue,
point of beginning.

- The new boundary for Frederick Douglass Elementary School is the following:

Begin at Biscayne Bay and N.E. 9 Street
West on N.E. 9 Street to N.W. 2 Avenue
North to N.W. 13 Street
West to N.W. 7 Avenue
South to the Miami River
Southeast to North-South Expressway (I-95)
Southeast to Biscayne Bay
Northeast to N.E. 9 Street,
point of beginning.

EFFECT

- New attendance boundaries will be established for Riverside Elementary Community School and Frederick Douglass Elementary School Controlled Choice Area.
- Approximately nine hundred and thirty-two (932) kindergarten through fifth grade students, currently assigned to Riverside Elementary Community School Controlled Choice Area will be assigned to Riverside Elementary Community School.
- Students within Area (A) currently attending Riverside Elementary Community School residing in Area (B) will have the option of remaining at Riverside Elementary Community School or the option to attend their home school Frederick Douglass Elementary School for the 2012-2013 school year.
- Approximately three hundred and seventy-nine (379) kindergarten through fifth grade students, currently assigned to Frederick Douglass Elementary School Controlled Choice Area will remain at Frederick Douglass Elementary School for the 2012-2013 school year.
- Students within Area (B) currently attending Riverside Elementary Community School will have the option of remaining at Riverside Elementary Community School.
- Riverside Elementary Community School and Frederick Douglass Elementary School will remain in the Booker T. Washington Senior High School feeder pattern.

Capacity Membership Data

School Name		Capacity/Membership																													
		Current 2011-2012						Projected 2012-2013						Projected 2013-2014																	
		Grade Configuration	Student Enrollment	Perm FISH Cap	% Util Perm FISH Cap	Perm & Temp FISH Cap	% Util Perm & Temp	Grade Configuration	Student Enrollment	Perm FISH Cap	% Util Perm FISH Cap	Perm & Temp FISH Cap	% Util Perm & Temp	Grade Configuration	Student Enrollment	Perm FISH Cap	% Util Perm FISH Cap	Perm & Temp FISH Cap	% Util Perm & Temp												
Riverside Elementary Community		K-5	932	759	123	759	123	759	123	759	123	759	125	947	759	49	759	125	759	125	759	125	978	759	49	759	129	759	129	759	129
Frederick Douglass Elementary		K-5	379	772	49	772	49	772	49	772	49	772	49	379	772	49	772	49	772	49	772	49	380	772	49	772	49	772	49	772	49

**Miami-Dade County Public Schools
Attendance Boundary Committee
Student Diversity Factors***

Riverside Elementary Community School

Student Diversity Factors	Current Percentage 2011-2012	Projected Percentage 2012-2013	Projected Percentage 2013-2014
White	1%	1%	1%
Hispanic	97%	97%	96%
Black (Non-Hispanic)	2%	2%	3%
Asian	0%	0%	0%
Indian	0%	0%	0%
Multi-racial	0%	0%	0%
FRL**	98%	98%	98%
LEP***	68%	67%	66%
ESE**** (Excluding Gifted)	10%	10%	10%
Male	49%	52%	53%
Female	51%	48%	47%

* This chart must be submitted for each school affected by an ABC Recommendation. When submitting an ABC Recommendation for a school, this chart should follow the ABC Recommendation Data Form.

** FRL = Free/Reduced Lunch Status

*** LEP = Limited English Proficient

**** ESE = Exceptional Student Education

**Miami-Dade County Public Schools
Attendance Boundary Committee
Student Diversity Factors***

Frederick Douglass Elementary School

Student Diversity Factors	Current Percentage 2011-2012	Projected Percentage 2012-2013	Projected Percentage 2013-2014
White	1%	1%	1%
Hispanic	46%	41%	39%
Black (Non-Hispanic)	52%	57%	59%
Asian	0%	0%	0%
Indian	0%	0%	0%
Multi-racial	1%	1%	1%
FRL**	93%	93%	93%
LEP***	36%	32%	29%
ESE**** (Excluding Gifted)	6%	4%	4%
Male	51%	50%	50%
Female	49%	50%	50%

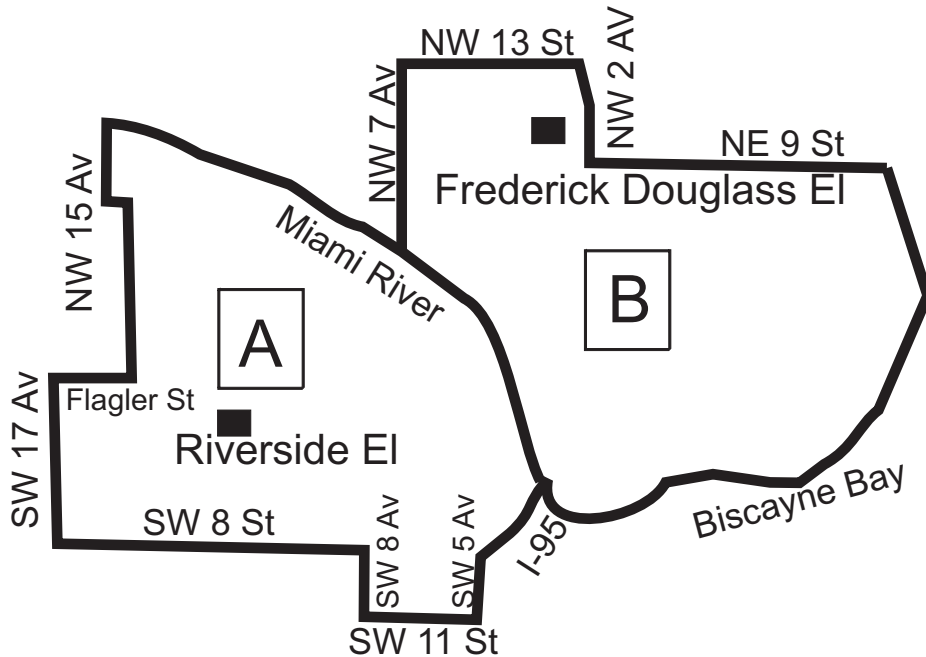
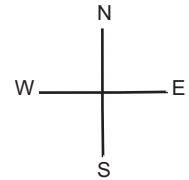
* This chart must be submitted for each school affected by an ABC Recommendation. When submitting an ABC Recommendation for a school, this chart should follow the ABC Recommendation Data Form.

** FRL = Free/Reduced Lunch Status

*** LEP = Limited English Proficient

**** ESE = Exceptional Student Education

Riverside Elementary Community School
 1190 SW 2 Street
 Miami, Florida 33130
Frederick Douglass Elementary School
 314 NW 12 Street
 Miami, Florida 33136



A

Assign Area A currently assigned to Riverside Elementary Community School and Frederick Douglass Elementary Controlled Choice area to Riverside Elementary Community School.

B

Assign Area B currently assigned to Frederick Douglass Elementary and Riverside Elementary Community School Controlled Choice area to Frederick Douglass Elementary School.

The School Board of Miami-Dade County, Florida adheres to a policy of nondiscrimination in employment and educational programs/activities and strives affirmatively to provide equal opportunity for all as required by:

Title VI of the Civil Rights Act of 1964 - prohibits discrimination on the basis of race, color, religion, or national origin.

Title VII of the Civil Rights Act of 1964 as amended - prohibits discrimination in employment on the basis of race, color, religion, gender, or national origin.

Title IX of the Education Amendments of 1972 - prohibits discrimination on the basis of gender.

Age Discrimination in Employment Act of 1967 (ADEA) as amended - prohibits discrimination on the basis of age with respect to individuals who are at least 40.

The Equal Pay Act of 1963 as amended - prohibits gender discrimination in payment of wages to women and men performing substantially equal work in the same establishment.

Section 504 of the Rehabilitation Act of 1973 - prohibits discrimination against the disabled.

Americans with Disabilities Act of 1990 (ADA) - prohibits discrimination against individuals with disabilities in employment, public service, public accommodations and telecommunications.

The Family and Medical Leave Act of 1993 (FMLA) - requires covered employers to provide up to 12 weeks of unpaid, job-protected leave to "eligible" employees for certain family and medical reasons.

The Pregnancy Discrimination Act of 1978 - prohibits discrimination in employment on the basis of pregnancy, childbirth, or related medical conditions.

Florida Educational Equity Act (FEEA) - prohibits discrimination on the basis of race, gender, national origin, marital status, or handicap against a student or employee.

Florida Civil Rights Act of 1992 - secures for all individuals within the state freedom from discrimination because of race, color, religion, sex, national origin, age, handicap, or marital status.

Title II of the Genetic Information Nondiscrimination Act of 2008 (GINA) - Prohibits discrimination against employees or applicants because of genetic information.

Veterans are provided re-employment rights in accordance with P.L. 93-508 (Federal Law) and Section 205.07 (Florida Statutes), which stipulate categorical preferences for employment.

School Board Policies 1362, 3362, 4362, and 5517 prohibit harassment and/or discrimination against students, employees, or applicants on the basis of sex, race, color, ethnic or national origin, religion, marital status, disability, genetic information, age, political beliefs, sexual orientation, gender, gender identification, social and family background, linguistic preference, pregnancy, and any other legally prohibited basis. Retaliation for engaging in a protected activity is also prohibited.

Rev. (07-11)