



### ENROLLMENT OCTOBER 2022

October 2022 Student Enrollment by Grade and Ethnicity

GRADE	White		Black Non-Hispanic		Hispanic		Other		TOTAL
	Number	Percent	Number	Percent	Number	Percent	Number	Percent	
PK	1	2.1 %	0	0 %	41	85.4%	6	12.5%	48
KG	1	2.9 %	1	2.9 %	30	85.7%	3	8.57%	35
01	3	6.1 %	0	0 %	45	91.8%	1	2.04%	49
02	3	6.3 %	0	0 %	43	89.6%	2	4.16%	48
03	2	3 %	1	1.5 %	62	93.9%	1	1.51%	66
04	3	3.8 %	2	2.6 %	73	93.6%	0	0 %	78
05	6	6.3 %	0	0 %	86	89.6%	4	4.16%	96
06	2	1.9 %	1	1 %	99	94.3%	3	2.85%	105
07	3	2.8 %	0	0 %	102	95.3%	2	1.86%	107
08	9	5.6 %	1	0.6 %	148	92.5%	2	1.25%	160
<b>TOTAL</b>	<b>33</b>	<b>4.2 %</b>	<b>6</b>	<b>0.8 %</b>	<b>729</b>	<b>92 %</b>	<b>24</b>	<b>3.03%</b>	<b>792</b>

October 2022 Exceptional Student Program Information

Program	Number with Exceptionality
Special Education	93
Gifted	51
<b>TOTAL</b>	<b>144</b>

October 2022 Least Restrictive Environment

62.35 %

### ACADEMIC PERFORMANCE

School Grade

2021-2022	2022-2023*
<b>B</b>	<b>B</b>

\*Note: Student growth components were not included in 2022-23.

Measures of School Grade

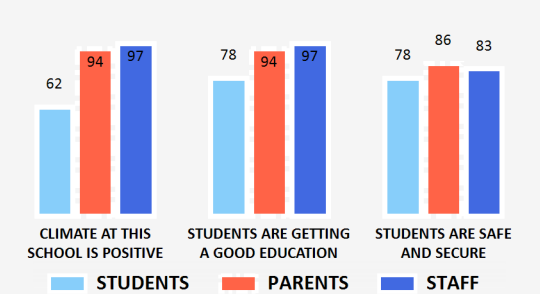
		2021-2022	2022-2023*	Change
ELA	Achievement	53	53	→
	LG All	62		
	LG Low 25%	46		
Math	Achievement	56	65	↑
	LG All	76		
	LG Low 25%	63		
Science Achievement		42	53	↑
Social Studies Achievement		70	79	↑
Middle School Acceleration		78	73	↓

October 2022 English Language Learners

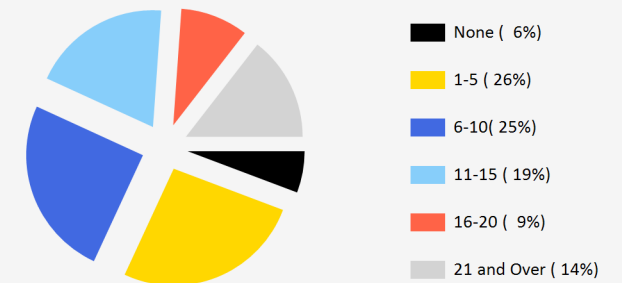
Number	Percent
283	35.7 %

### SCHOOL CULTURE 2022-2023

Percentage Agreeing with Each Statement



Student Days Absent



Average Daily Attendance (180 Days Total)

Instructional Staff	Students
92.33 %	92.44 %

### TEACHER AND ADMINISTRATOR CHARACTERISTICS

October 2022 Staff Type by Ethnicity


	White		Black Non-Hispanic		Hispanic		TOTAL
	Number	Percent	Number	Percent	Number	Percent	
Administrators		%	1	33 %	2	67 %	3
Instructional Staff	6	11 %	4	8 %	42	79 %	53
Instructional Support		%	2	33 %	4	67 %	6
Non-Instructional Support	1	11 %		%	8	89 %	9

October 2022 Instructional Staff Level of Education

Level of Education	Number	Percent	Total
Bachelor Degree	29	55 %	53
Master's Degree	18	34 %	
Specialist	1	2 %	
Doctoral Degree	2	4 %	

### TRANSPORTATION

- After School Care 01:50 PM-06:00 PM
- Standard Boundary: There is bus service for all students living inside the attendance boundary and live further than 2 miles from schools.



# Miami-Dade County Public Schools

0122 DR. ROLANDO ESPINOSA K-8 CENTER  
11250 NW 86TH ST, DORAL, FL, 33178

2022-2023

Region: Central  
School Phone Number: 3058895757

## PROGRAMS SERVICES ELECTIVES

Theme	October 2023 Program Name	Program Type
-------	---------------------------	--------------

- Pre-Kindergarten Program
- PTA

- American Sign Language
- Dance
- French
- Journalism
- Music
- Office / Media Aide
- Peer Counseling
- Robotics
- Spanish
- Theatre/Drama

## CLUBS SPORTS SCHOOL AWARDS

- Bible Club
- Chess Club
- Dance Team
- Debate Club
- Future Educators of America
- National Honors Society / National Junior Honors Society
- Robotics Club

- Basketball
- Dance
- Track and Field

- PTSA National School of Excellence