



Miami-Dade County Public Schools

4421 PINECREST ELEMENTARY SCHOOL
10250 SW 57TH AVE, MIAMI, FL, 33156

2022-2023

Region: South
School Phone Number: 3056675579

ENROLLMENT OCTOBER 2022

October 2022 Student Enrollment by Grade and Ethnicity

GRADE	White		Black Non-Hispanic		Hispanic		Other		TOTAL
	Number	Percent	Number	Percent	Number	Percent	Number	Percent	
PK	14	24.6%	0	0 %	38	66.7%	5	8.77%	57
KG	28	23.9%	3	2.6 %	73	62.4%	13	11.1%	117
01	42	26.3%	3	1.9 %	105	65.6%	10	6.25%	160
02	31	20.9%	1	0.7 %	104	70.3%	12	8.10%	148
03	51	31.1%	2	1.2 %	97	59.1%	14	8.53%	164
04	45	29 %	1	0.6 %	92	59.4%	17	10.9%	155
05	48	33.3%	5	3.5 %	79	54.9%	12	8.33%	144
TOTAL	259	27.4%	15	1.6 %	588	62.2%	83	8.78%	945

October 2022 Exceptional Student Program Information

Program	Number with Exceptionality
Special Education	61
Gifted	387
TOTAL	448

October 2022 Least Restrictive Environment

74.57 %

ACADEMIC PERFORMANCE

School Grade

2021-2022	2022-2023*
A	A

*Note: Student growth components were not included in 2022-23.

Measures of School Grade

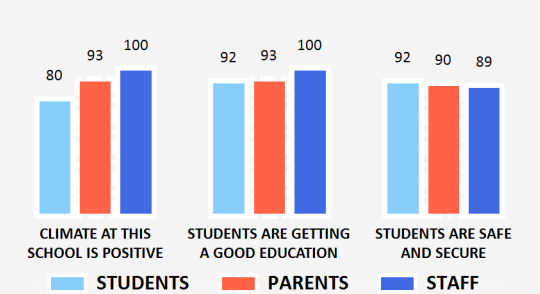
		2021-2022	2022-2023*	Change
ELA	Achievement	90	85	↓
	LG All	80		
	LG Low 25%	71		
Math	Achievement	90	89	↓
	LG All	74		
	LG Low 25%	66		
Science Achievement		87	80	↓

October 2022 English Language Learners

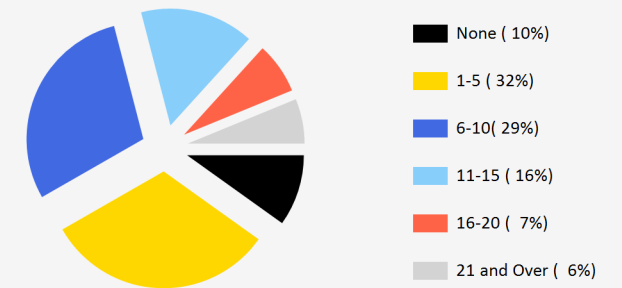
Number	Percent
89	9.4 %

SCHOOL CULTURE 2022-2023

Percentage Agreeing with Each Statement



Student Days Absent



Average Daily Attendance (180 Days Total)

Instructional Staff	Students
94.34 %	94.77 %

TEACHER AND ADMINISTRATOR CHARACTERISTICS

October 2022 Staff Type by Ethnicity

	White		Black Non-Hispanic		Hispanic		TOTAL
	Number	Percent	Number	Percent	Number	Percent	
Administrators	1	33 %		%	2	67 %	3
Instructional Staff	14	23 %	7	11 %	40	65 %	62
Instructional Support		25 %	2	50 %	1	25 %	4
Non-Instructional Support	2	20 %	2	20 %	6	60 %	10


Note: Total includes staff that belong to "Other" ethnicities.

October 2022 Instructional Staff Level of Education

Level of Education	Number	Percent	Total
Bachelor Degree	37	60 %	62
Master's Degree	18	29 %	
Specialist	2	3 %	
Doctoral Degree	2	3 %	

TRANSPORTATION

- After School Care 01:00 PM-06:00 PM
- Before School Care 07:00 AM-08:00 AM
- None: All parents must drop off/pick up their students



Miami-Dade County Public Schools

2022-2023

4421 PINECREST ELEMENTARY SCHOOL
10250 SW 57TH AVE, MIAMI, FL, 33156

Region: South
School Phone Number: 3056675579

PROGRAMS

Theme	October 2023 Program Name	Program Type
-------	---------------------------	--------------

SERVICES

- Extended Foreign Language
- Gifted Center
- Pre-Kindergarten Program
- PTA
- School Volunteer Program

ELECTIVES

- Art
- Chorus
- Coding Fundamentals
- Music
- Physical Education
- TV Production

CLUBS

- Art Club
- Band
- Cheerleading
- Chess Club
- Chorus
- Coding Club
- Dance Team
- Drama Club / Thespians
- Dream in Green
- Ecology Club
- Future Educators of America
- Gardening / Botany
- Geography Bee
- History Club
- Kindness Club
- Robotics Club
- Safety Patrol / Youth Crime Watch
- Science Club
- Writing Club

SPORTS

- None

SCHOOL AWARDS

- Award for Excellence – Coalition for Community Schools
- Fairchild Challenge Award
- Five Star School Award
- Golden School Award
- Green School Award
- No Place for Hate School
- STEM/STEAM Designation
- U.S. Department of Education Green Ribbon School