

5003 SOUTH DADE MIDDLE SCHOOL
29100 SW 194TH AVE, HOMESTEAD, FL, 33030

Region: South
School Phone Number: 3052245200

ENROLLMENT OCTOBER 2022

October 2022 Student Enrollment by Grade and Ethnicity

| GRADE | White | | Black Non-Hispanic | | Hispanic | | Other | | TOTAL |
|--------------|-----------|--------------|--------------------|--------------|-------------|--------------|-----------|--------------|-------------|
| | Number | Percent | Number | Percent | Number | Percent | Number | Percent | |
| 04 | 9 | 4.6 % | 17 | 8.7 % | 169 | 86.7% | 0 | 0 % | 195 |
| 05 | 7 | 3 % | 27 | 11.6% | 194 | 83.6% | 4 | 1.72% | 232 |
| 06 | 5 | 1.9 % | 27 | 10.2% | 230 | 86.8% | 3 | 1.13% | 265 |
| 07 | 7 | 2.6 % | 25 | 9.3 % | 228 | 85.1% | 8 | 2.98% | 268 |
| 08 | 4 | 1.4 % | 35 | 12.4% | 240 | 85.1% | 3 | 1.06% | 282 |
| TOTAL | 32 | 2.6 % | 131 | 10.5% | 1061 | 85.4% | 18 | 1.44% | 1242 |

October 2022 Exceptional Student Program Information

| Program | Number with Exceptionality |
|----------------------|----------------------------|
| Exceptional Students | 294 |
| Gifted | 92 |
| TOTAL | 386 |

October 2022 Least Restrictive Environment

55.74 %

October 2022 English Language Learners

| Number | Percent |
|--------|---------|
| 285 | 22.9 % |

ACADEMIC PERFORMANCE

School Grade

| 2021-2022 | 2022-2023* |
|-----------|------------|
| C | C |

*Note: Student growth components were not included in 2022-23.

Measures of School Grade

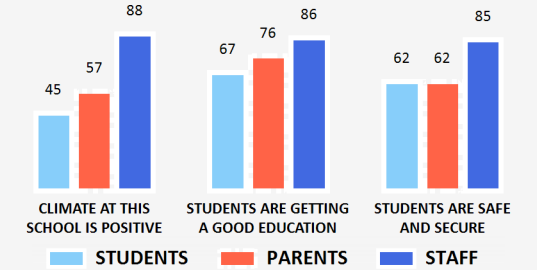
| | | 2021-2022 | 2022-2023* | Change |
|----------------------------|-------------|-----------|------------|--------|
| ELA | Achievement | 40 | 44 | ↑ |
| | LG All | 49 | | |
| | LG Low 25% | 45 | | |
| Math | Achievement | 43 | 53 | ↑ |
| | LG All | 57 | | |
| | LG Low 25% | 54 | | |
| Science Achievement | | 33 | 35 | ↑ |
| Social Studies Achievement | | 59 | 57 | ↓ |
| Middle School Acceleration | | 58 | 63 | ↑ |

Student Advanced Placement Result 2021-2022

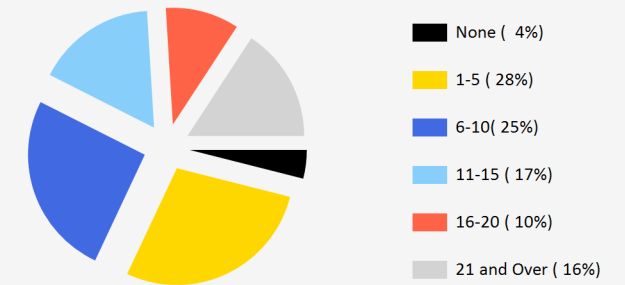
| 2021-2022 | 2022-2023* |
|-----------|------------|
| | |

SCHOOL CULTURE 2022-2023

Percentage Agreeing with Each Statement



Student Days Absent



Average Daily Attendance (180 Days Total)

| Instructional Staff | Students |
|---------------------|----------|
| 93.55 % | 93.77 % |

TEACHER AND ADMINISTRATOR CHARACTERISTICS


October 2022 Staff Type by Ethnicity

| | White | | Black Non-Hispanic | | Hispanic | | TOTAL |
|---------------------------|--------|---------|--------------------|---------|----------|---------|-------|
| | Number | Percent | Number | Percent | Number | Percent | |
| Administrators | 1 | 33 % | 1 | 33 % | 1 | 33 % | 3 |
| Instructional Staff | 11 | 15 % | 17 | 23 % | 43 | 57 % | 75 |
| Instructional Support | | 10 % | 7 | 33 % | 11 | 52 % | 21 |
| Non-Instructional Support | 1 | 10 % | 4 | 40 % | 5 | 50 % | 10 |

Note: Total includes staff that belong to "Other" ethnicities.

October 2022 Instructional Staff Level of Education

| Level of Education | Number | Percent | Total |
|--------------------|--------|---------|-------|
| Bachelor Degree | 48 | 64 % | 75 |
| Master's Degree | 19 | 25 % | |
| Specialist | 3 | 4 % | |
| Doctoral Degree | | % | |



Miami-Dade County Public Schools

2022-2023

5003 SOUTH DADE MIDDLE SCHOOL
29100 SW 194TH AVE, HOMESTEAD, FL, 33030

Region: South
School Phone Number: 3052245200

SERVICES

TRANSPORTATION

ELECTIVES

- Dual Enrollment
- Gifted Center
- Special Education Center

Standard Boundary: There is bus service for all students living inside the attendance boundary and live further than 2 miles from schools.

- Band
- Music
- Peer Counseling
- Robotics

PROGRAMS

| Theme | October 2023 Program Name | Program Type |
|------------------------------|-------------------------------|--------------|
| STEM/Medical Health Sciences | Medical Health Sciences (4-8) | Magnet |

CLUBS

SPORTS

SCHOOL AWARDS

- 5000 Role Models

- Cross Country
- Flag Football
- Intra-Mural Sports
- Soccer
- Track and Field