



ENROLLMENT OCTOBER 2022

October 2022 Student Enrollment by Grade and Ethnicity

GRADE	White		Black Non-Hispanic		Hispanic		Other		TOTAL
	Number	Percent	Number	Percent	Number	Percent	Number	Percent	
PK	4	5.6 %	3	4.2 %	63	87.5%	2	2.77%	72
KG	4	8.9 %	1	2.2 %	40	88.9%	0	0 %	45
01	1	1.8 %	0	0 %	55	98.2%	0	0 %	56
02	2	3.3 %	3	4.9 %	56	91.8%	0	0 %	61
03	2	4.1 %	0	0 %	47	95.9%	0	0 %	49
04	1	1.6 %	2	3.2 %	58	93.5%	1	1.61%	62
05	3	5.7 %	1	1.9 %	49	92.5%	0	0 %	53
TOTAL	17	4.3 %	10	2.5 %	368	92.5%	3	0.75%	398

October 2022 Exceptional Student Program Information

Program	Number with Exceptionality
Special Education	90
Gifted	34
TOTAL	124

October 2022 Least Restrictive Environment

79.41 %

ACADEMIC PERFORMANCE

School Grade

2021-2022

2022-2023*

C

C

*Note: Student growth components were not included in 2022-23.

Measures of School Grade

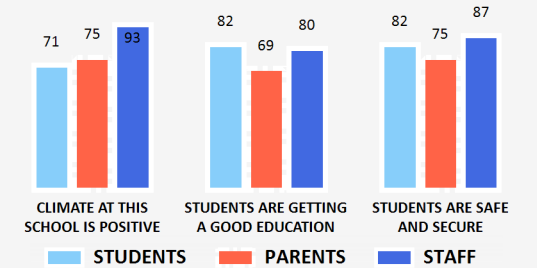
		2021-2022	2022-2023*	Change
ELA	Achievement	46	44	↓
	LG All	55		
	LG Low 25%	36		
Math	Achievement	31	44	↑
	LG All	59		
	LG Low 25%	56		
Science Achievement		23	36	↑

October 2022 English Language Learners

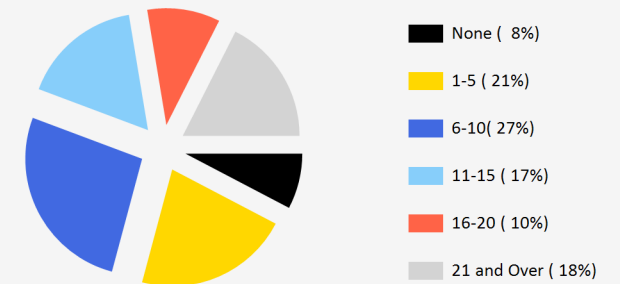
Number	Percent
172	43.2 %

SCHOOL CULTURE 2022-2023

Percentage Agreeing with Each Statement



Student Days Absent



Average Daily Attendance (180 Days Total)

Instructional Staff	Students
93.02 %	92.27 %

TEACHER AND ADMINISTRATOR CHARACTERISTICS

October 2022 Staff Type by Ethnicity

	White		Black Non-Hispanic		Hispanic		TOTAL
	Number	Percent	Number	Percent	Number	Percent	
Administrators		%		%	2	100 %	2
Instructional Staff	4	13 %	5	17 %	21	70 %	30
Instructional Support		25 %	1	25 %	2	50 %	4
Non-Instructional Support	1	17 %		%	5	83 %	6


Note: Total includes staff that belong to "Other" ethnicities.

October 2022 Instructional Staff Level of Education

Level of Education	Number	Percent	Total
Bachelor Degree	13	43 %	30
Master's Degree	14	47 %	
Specialist	1	3 %	
Doctoral Degree	1	3 %	

TRANSPORTATION

- After School Care 01:50 PM-06:00 PM
- Before School Care 07:00 AM-08:15 AM
- Standard Boundary: There is bus service for all students living inside the attendance boundary and live further than 2 miles from schools.



Miami-Dade County Public Schools

2022-2023

5041 SILVER BLUFF ELEMENTARY SCHOOL
2609 SW 25TH AVE, MIAMI, FL, 33133

Region: Central
School Phone Number: 3058565197

PROGRAMS

Theme	October 2023 Program Name	Program Type
-------	---------------------------	--------------

SERVICES

- Extended Foreign Language
- Pre-Kindergarten Program
- PTA
- School Volunteer Program

ELECTIVES

- Art
- Coding Fundamentals
- Music
- Physical Education
- Robotics
- Spanish
- World Language

CLUBS

- Art Club
- Chess Club
- Dream in Green
- Environmental Club / Recycling Club
- Future Educators of America
- Hispanic Heritage
- Media Club
- Robotics Club
- Safety Patrol / Youth Crime Watch
- Start with Hello Club
- STEM /STEAM Club
- Student Council / Student Government

SPORTS

- None

SCHOOL AWARDS

- Fairchild Challenge Award
- Five Star School Award
- Green School Award
- No Place for Hate School
- STEM/STEAM Designation
- Values Matter 2022 Pursuit of Excellence