



Miami-Dade County Public Schools

5051 ERNEST R. GRAHAM K-8 ACADEMY
7330 W 32ND AVE, HIALEAH, FL, 33018

2022-2023

Region: North
School Phone Number: 3058252122

ENROLLMENT OCTOBER 2022

October 2022 Student Enrollment by Grade and Ethnicity

GRADE	White		Black Non-Hispanic		Hispanic		Other		TOTAL
	Number	Percent	Number	Percent	Number	Percent	Number	Percent	
PK	0	0 %	1	5.3 %	17	89.5%	1	5.26%	19
KG	0	0 %	1	1.3 %	74	98.7%	0	0 %	75
01	0	0 %	0	0 %	74	100 %	0	0 %	74
02	0	0 %	1	1 %	100	99 %	0	0 %	101
03	2	2.3 %	2	2.3 %	83	95.4%	0	0 %	87
04	1	0.8 %	2	1.7 %	114	96.6%	1	0.84%	118
05	1	0.9 %	1	0.9 %	114	98.3%	0	0 %	116
06	0	0 %	1	0.9 %	107	98.2%	1	0.91%	109
07	0	0 %	1	1.1 %	86	98.9%	0	0 %	87
08	0	0 %	1	0.8 %	128	99.2%	0	0 %	129
TOTAL	4	0.4 %	11	1.2 %	897	98 %	3	0.32%	915

October 2022 Exceptional Student Program Information

Program	Number with Exceptionality
Special Education	117
Gifted	77
TOTAL	194

October 2022 Least Restrictive Environment

99.15 %

ACADEMIC PERFORMANCE

School Grade

2021-2022	2022-2023*
A	A

*Note: Student growth components were not included in 2022-23.

Measures of School Grade

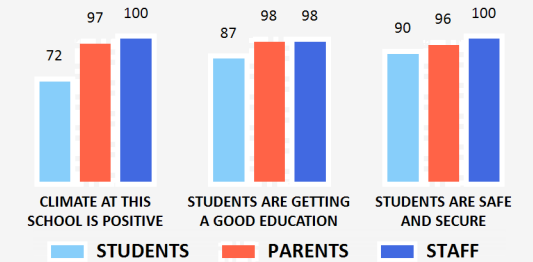
		2021-2022	2022-2023*	Change
ELA	Achievement	59	65	↑
	LG All	68		
	LG Low 25%	62		
Math	Achievement	64	69	↑
	LG All	85		
	LG Low 25%	81		
Science Achievement		54	56	↑
Social Studies Achievement		86	81	↓
Middle School Acceleration		89	69	↓

October 2022 English Language Learners

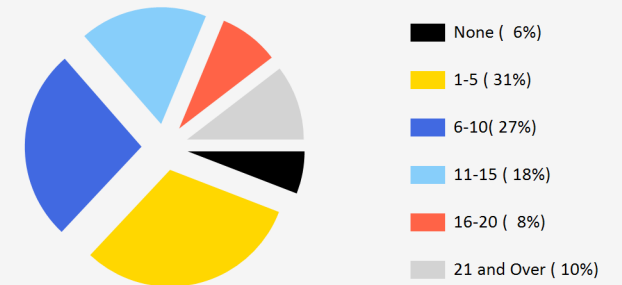
Number	Percent
313	34.2 %

SCHOOL CULTURE 2022-2023

Percentage Agreeing with Each Statement



Student Days Absent



Average Daily Attendance (180 Days Total)

Instructional Staff	Students
93.67 %	94.08 %

TEACHER AND ADMINISTRATOR CHARACTERISTICS

October 2022 Staff Type by Ethnicity

	White		Black Non-Hispanic		Hispanic		TOTAL
	Number	Percent	Number	Percent	Number	Percent	
Administrators	1	33 %		%	2	67 %	3
Instructional Staff	6	10 %	5	8 %	51	81 %	63
Instructional Support		%		%	3	100 %	3
Non-Instructional Support	1	8 %		%	11	92 %	12


Note: Total includes staff that belong to "Other" ethnicities.

October 2022 Instructional Staff Level of Education

Level of Education	Number	Percent	Total
Bachelor Degree	31	49 %	63
Master's Degree	30	48 %	
Specialist	1	2 %	
Doctoral Degree		%	

TRANSPORTATION

- After School Care 01:50 PM-06:00 PM
- Before School Care
- None: All parents must drop off/pick up their students



Miami-Dade County Public Schools

5051 ERNEST R. GRAHAM K-8 ACADEMY
7330 W 32ND AVE, HIALEAH, FL, 33018

2022-2023

Region: North
School Phone Number: 3058252122

PROGRAMS SERVICES ELECTIVES

Theme	October 2023 Program Name	Program Type
-------	---------------------------	--------------

- Extended Foreign Language
- Pre-Kindergarten Program
- PTA
- School Volunteer Program

- Art
- Coding Fundamentals
- Dance
- Keyboard
- Law Studies
- Music
- Office / Media Aide
- Orchestra
- Physical Education
- Piano
- Robotics
- Spanish
- Theatre/Drama
- Visual Performing Arts

CLUBS SPORTS SCHOOL AWARDS

- Cheerleading
- Chorus
- Culinary Arts Club
- Dance Team
- Dream in Green
- Future Business Leaders of America (FBLA)
- Future Educators of America
- Journalism Club
- National Honors Society / National Junior Honors Society
- Robotics Club
- STEM /STEAM Club

- Cheerleading
- Dance

- Fairchild Challenge Award
- STEM/STEAM Designation