NATIONAL STUDENT CLEARINGHOUSE®

StudentTracker® for High Schools

Aggregate Report

Prepared for

LAW ENFORCEMENT OFFICERS MEMORIAL HS

ACT Code: 102229

NATIONAL STUDENT CLEARINGHOUSE®

©2012 National Student Clearinghouse. All rights reserved.

Percent of Students Enrolled in College the Fall Immediately After High School

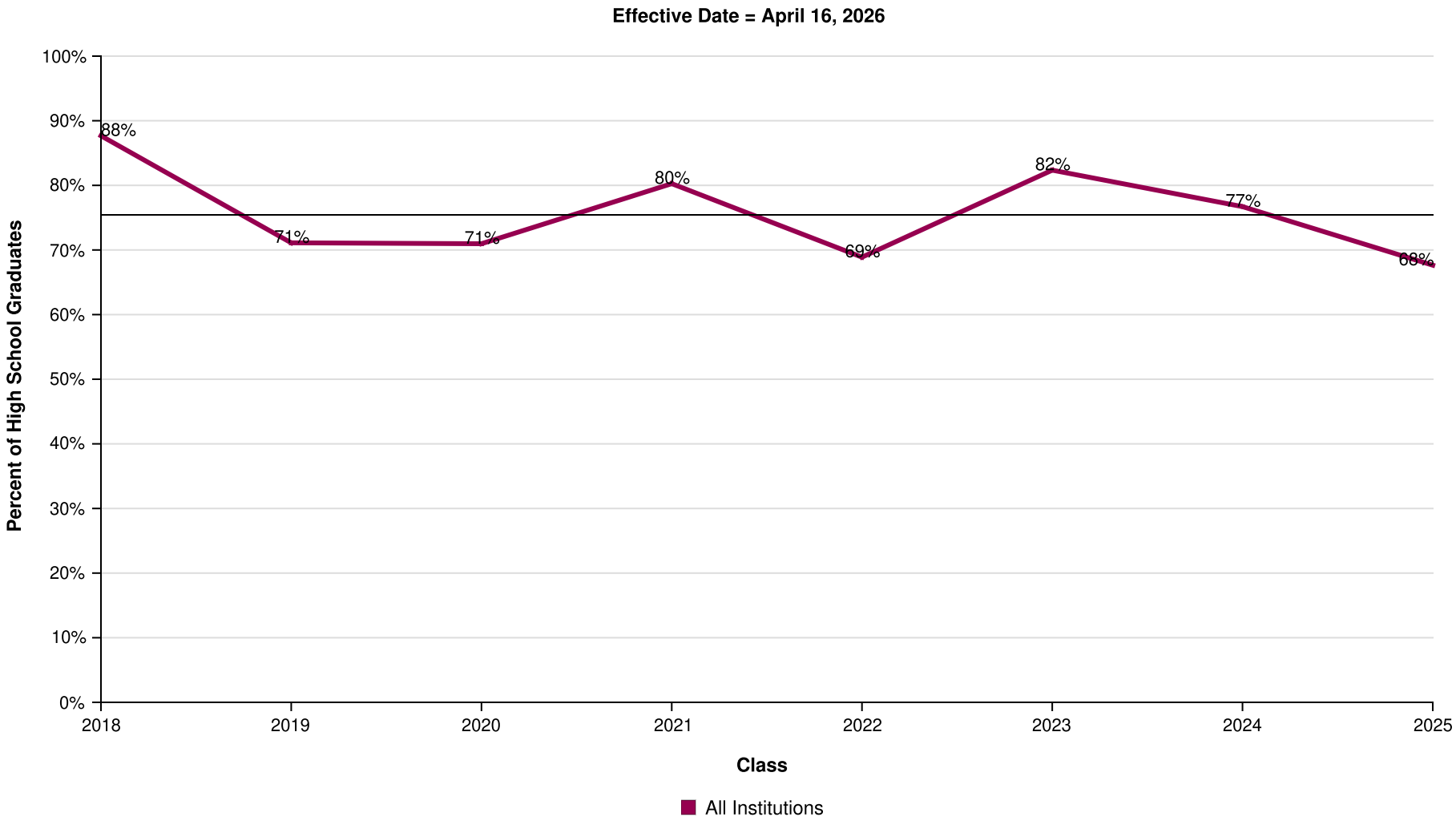

AVG = 75%

LAW ENFORCEMENT OFFICERS MEMORIAL HS

Report Run Date: 05/22/2026 02:37 PM

NATIONAL STUDENT CLEARINGHOUSE

©2012 National Student Clearinghouse. All rights reserved.

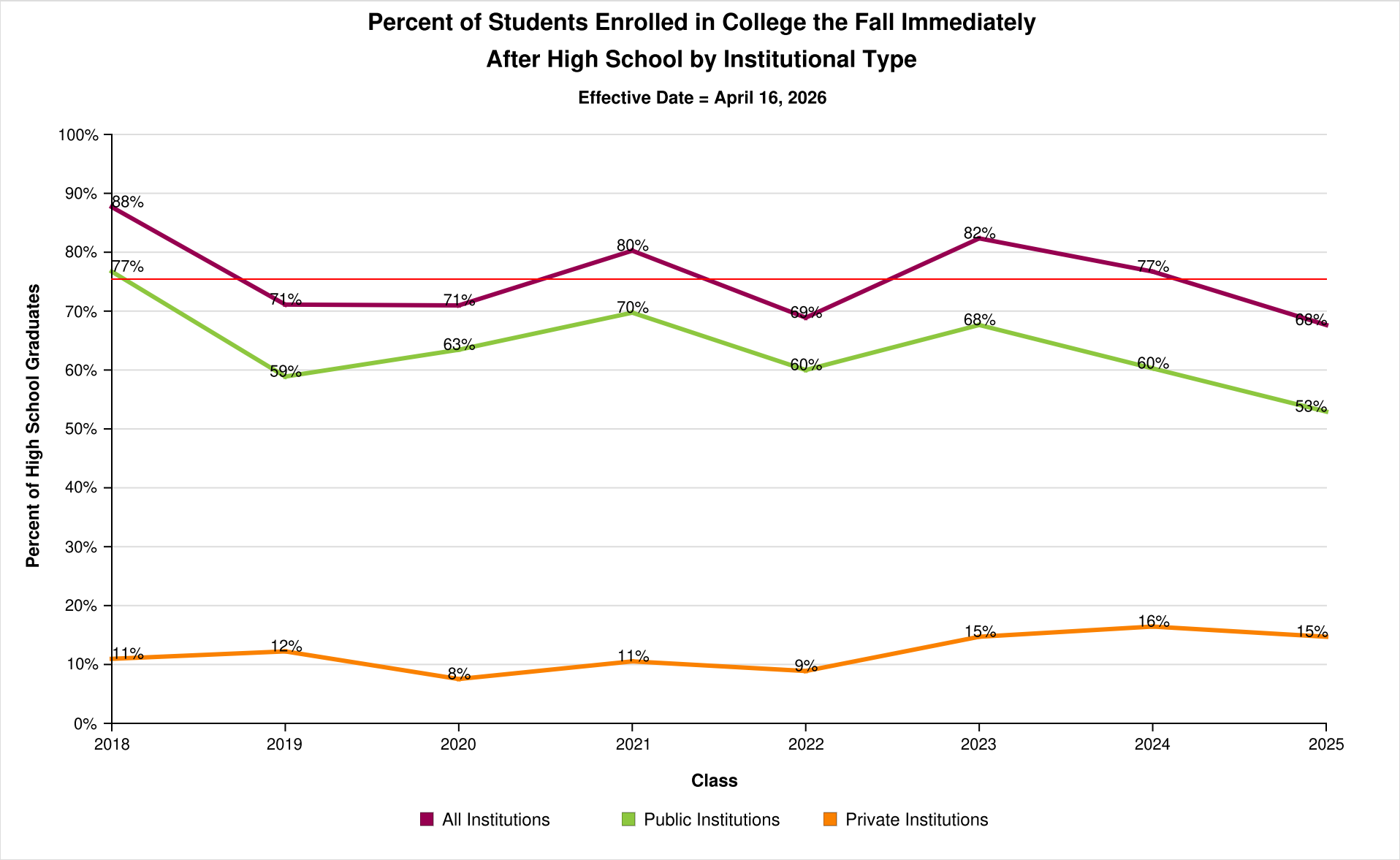

AVG = 75%

LAW ENFORCEMENT OFFICERS MEMORIAL HS

Report Run Date: 05/22/2026 02:37 PM

NATIONAL STUDENT CLEARINGHOUSE

©2012 National Student Clearinghouse. All rights reserved.

Percent of Students Enrolled in College the Fall Immediately After High School by Institutional Level

Effective Date = April 16, 2026

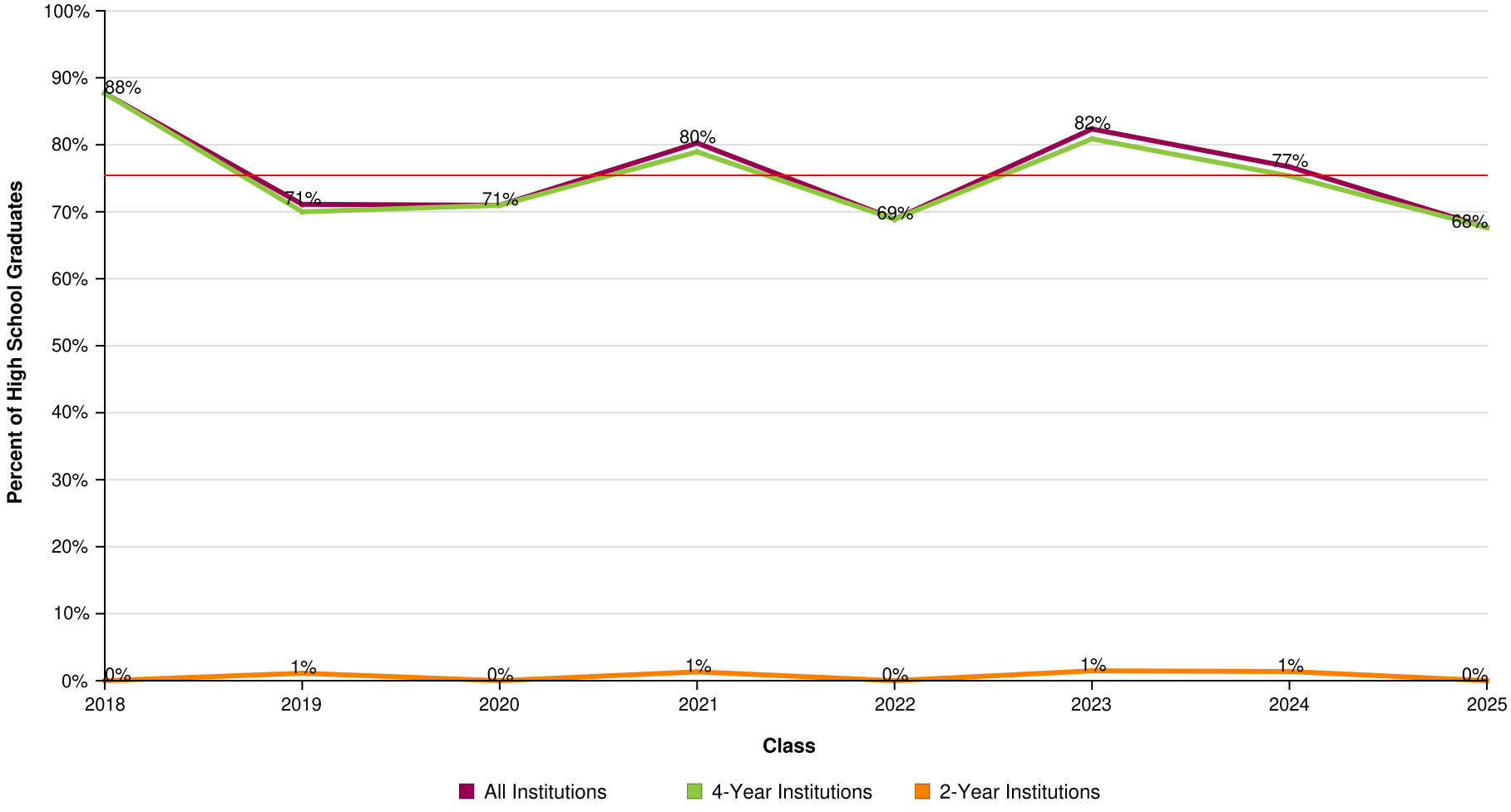

AVG = 75%

LAW ENFORCEMENT OFFICERS MEMORIAL HS

Report Run Date: 05/22/2026 02:37 PM

NATIONAL STUDENT CLEARINGHOUSE

©2012 National Student Clearinghouse. All rights reserved.

Percent of Students Enrolled in College the Fall Immediately After High School by Institutional Location

Effective Date = April 16, 2026

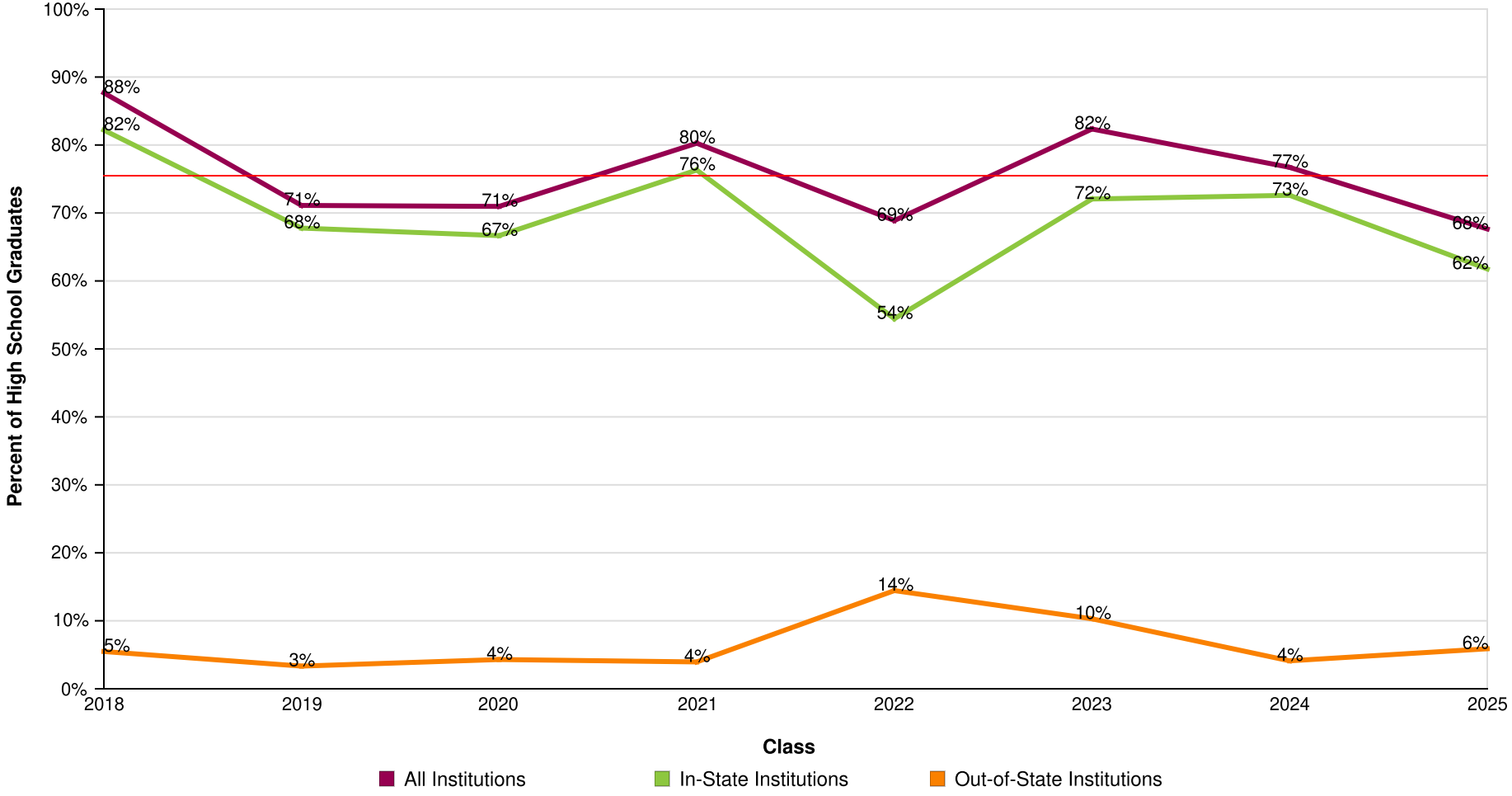

AVG = 75%

LAW ENFORCEMENT OFFICERS MEMORIAL HS

Report Run Date: 05/22/2026 02:37 PM

NATIONAL STUDENT CLEARINGHOUSE

©2012 National Student Clearinghouse. All rights reserved.

Count of Students Enrolled in College the Fall Immediately After High School

Effective Date = April 16, 2026

Class of	2018	2019	2020	2021	2022	2023	2024	2025
Total in the Class	73	90	93	76	90	68	73	68
Total Enrolled	64	64	66	61	62	56	56	46
Total in Public	56	53	59	53	54	46	44	36
Total in Private	8	11	7	8	8	10	12	10
Total in 4-Year	64	63	66	60	62	55	55	46
Total in 2-Year	0	1	0	1	0	1	1	0
Total In-State	60	61	62	58	49	49	53	42
Total Out-of-State	4	3	4	3	13	7	3	4

NATIONAL STUDENT CLEARINGHOUSE®

©2012 National Student Clearinghouse. All rights reserved.

Percent of Students Enrolled in College at Any Time During the First Year After High School

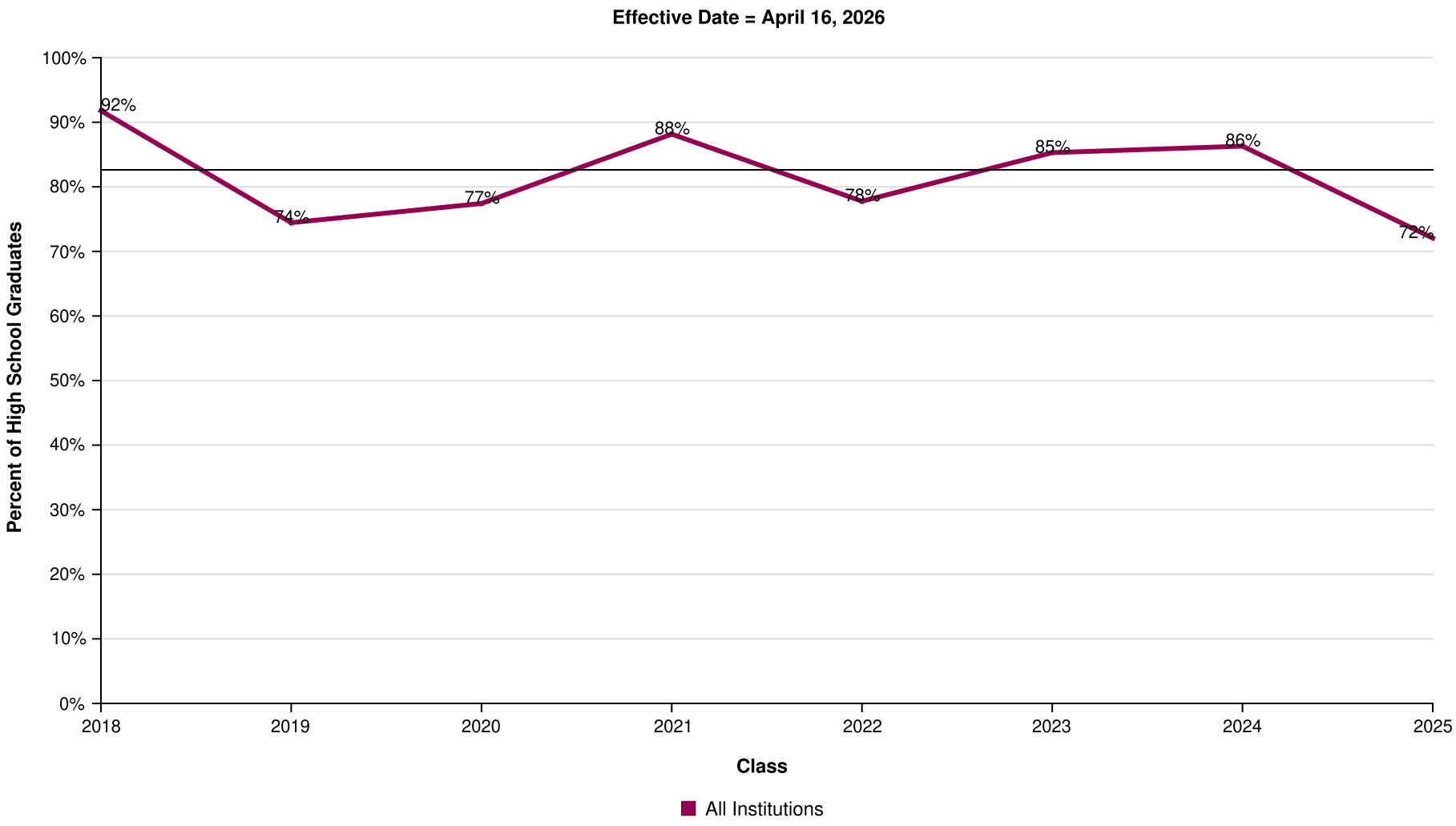

AVG = 82%

LAW ENFORCEMENT OFFICERS MEMORIAL HS

Report Run Date: 05/22/2026 02:37 PM

NATIONAL STUDENT CLEARINGHOUSE

©2012 National Student Clearinghouse. All rights reserved.

Percent of Students Enrolled in College at Any Time During the First Year After High School by Institutional Type

Effective Date = April 16, 2026

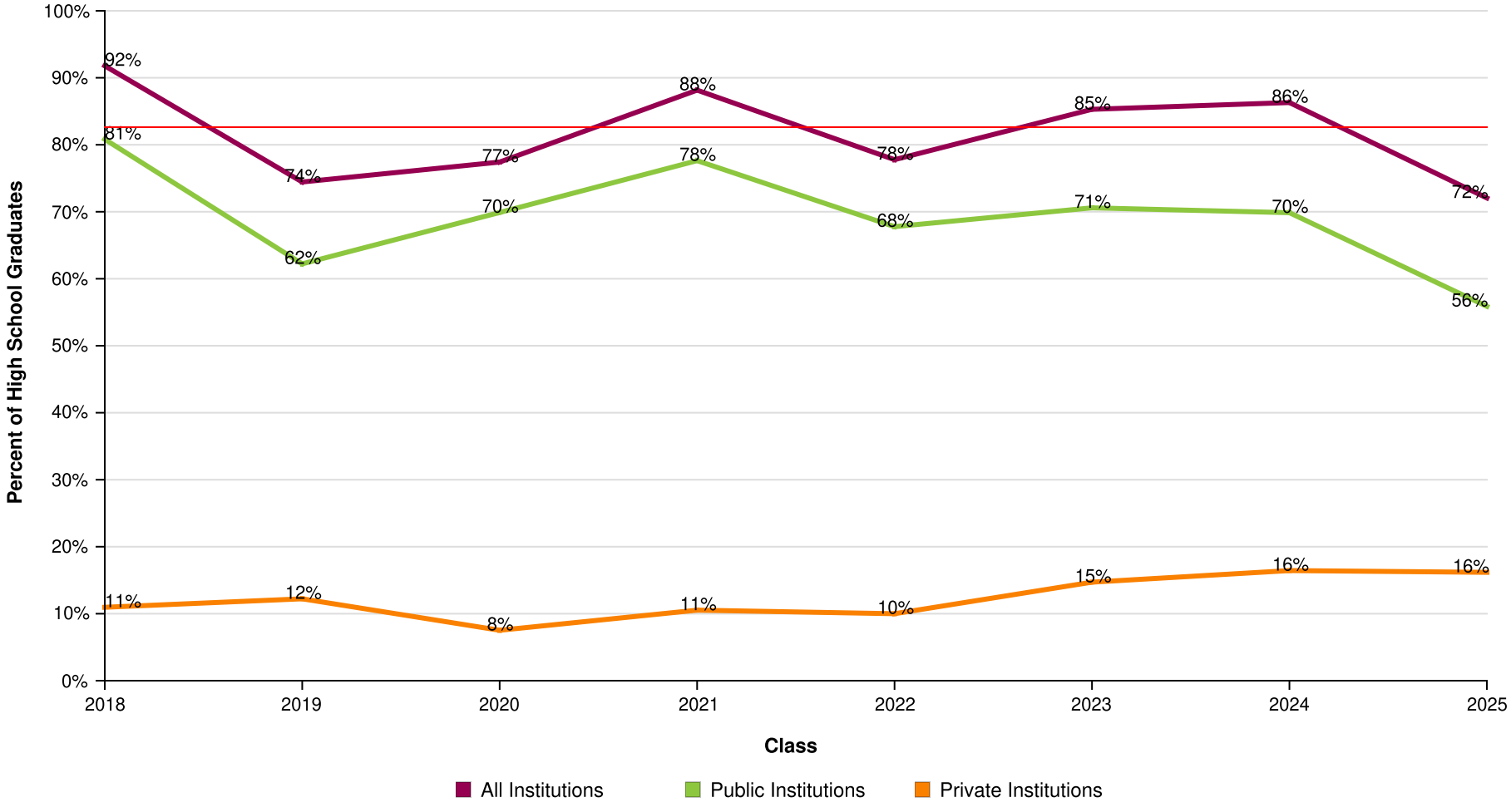

AVG = 82%

LAW ENFORCEMENT OFFICERS MEMORIAL HS

Report Run Date: 05/22/2026 02:37 PM

NATIONAL STUDENT CLEARINGHOUSE

©2012 National Student Clearinghouse. All rights reserved.

Percent of Students Enrolled in College at Any Time During the First Year After High School by Institutional Level

Effective Date = April 16, 2026

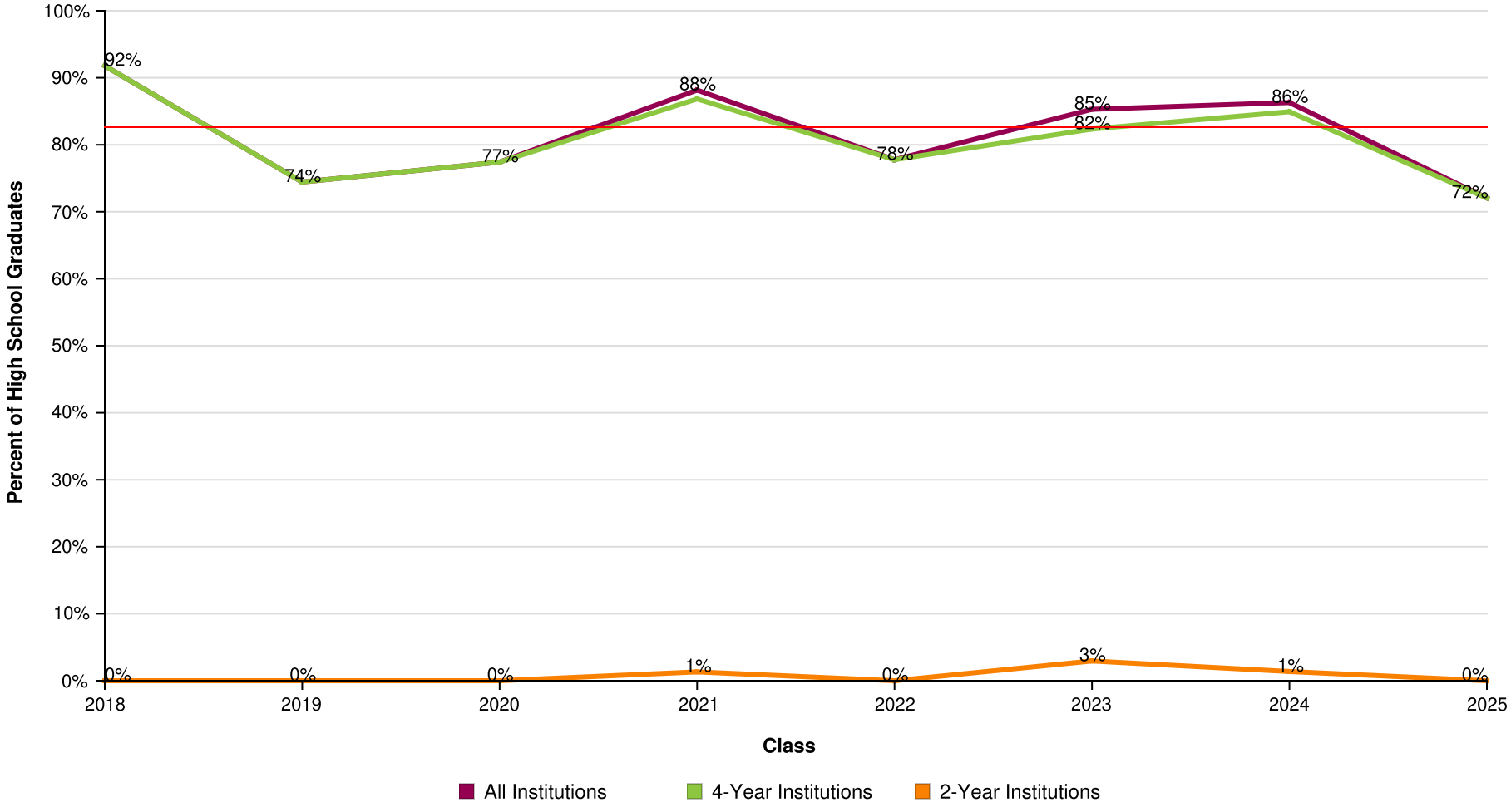

AVG = 82%

LAW ENFORCEMENT OFFICERS MEMORIAL HS

Report Run Date: 05/22/2026 02:37 PM

NATIONAL STUDENT CLEARINGHOUSE

©2012 National Student Clearinghouse. All rights reserved.

Percent of Students Enrolled in College at Any Time During the First Year After High School by Institutional Location

Effective Date = April 16, 2026

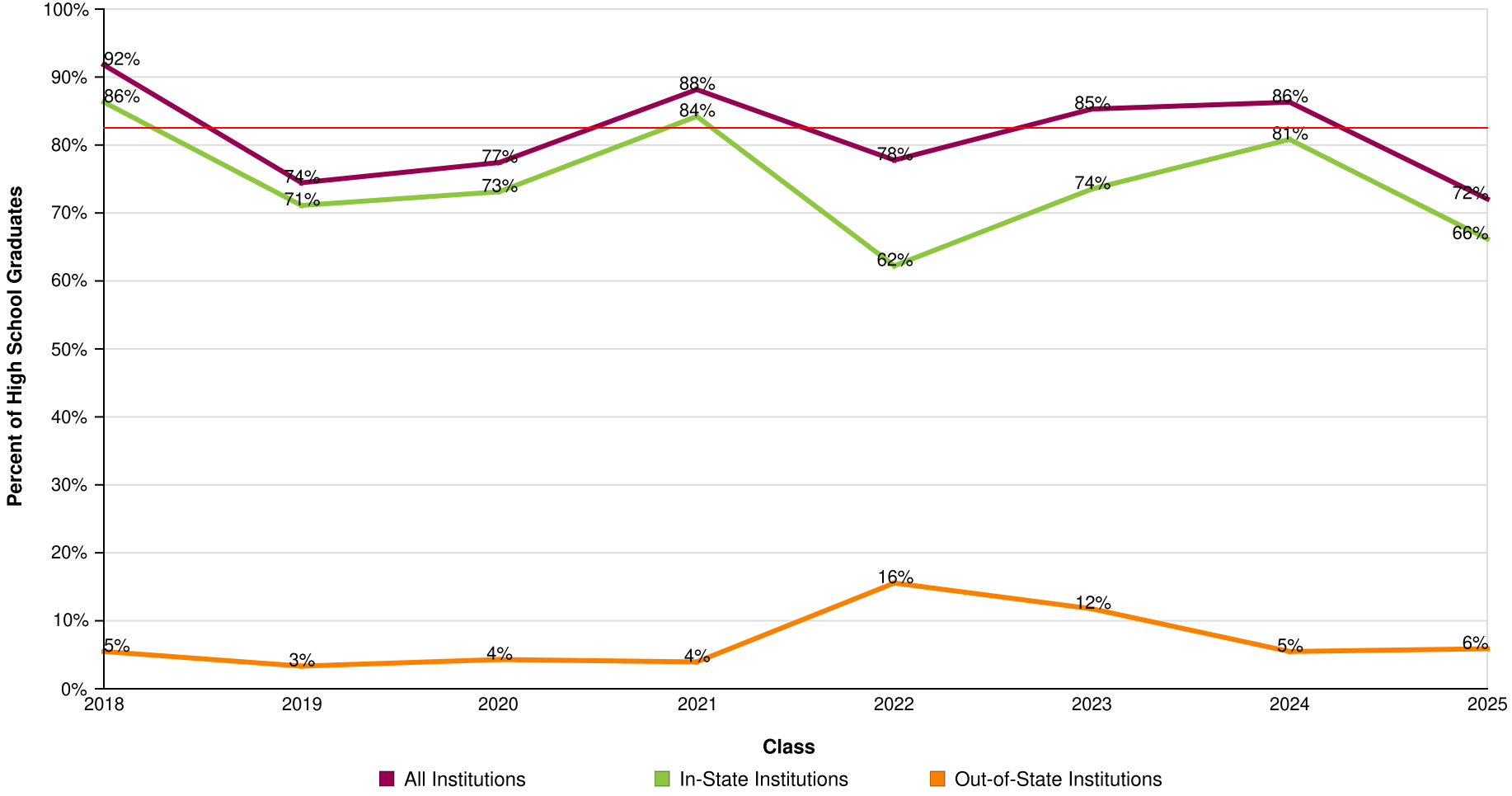

AVG = 82%

LAW ENFORCEMENT OFFICERS MEMORIAL HS

Report Run Date: 05/22/2026 02:37 PM

NATIONAL STUDENT CLEARINGHOUSE

©2012 National Student Clearinghouse. All rights reserved.

Count of Students Enrolled in College at Any Time During the First Year After High School

Effective Date = April 16, 2026

Class of	2018	2019	2020	2021	2022	2023	2024	2025
Total in the Class	73	90	93	76	90	68	73	68
Total Enrolled	67	67	72	67	70	58	63	49
Total in Public	59	56	65	59	61	48	51	38
Total in Private	8	11	7	8	9	10	12	11
Total in 4-Year	67	67	72	66	70	56	62	49
Total in 2-Year	0	0	0	1	0	2	1	0
Total In-State	63	64	68	64	56	50	59	45
Total Out-Of-State	4	3	4	3	14	8	4	4

NATIONAL STUDENT CLEARINGHOUSE

©2012 National Student Clearinghouse. All rights reserved.

Percent of Students Enrolled in College at Any Time During the First Two Years After High School

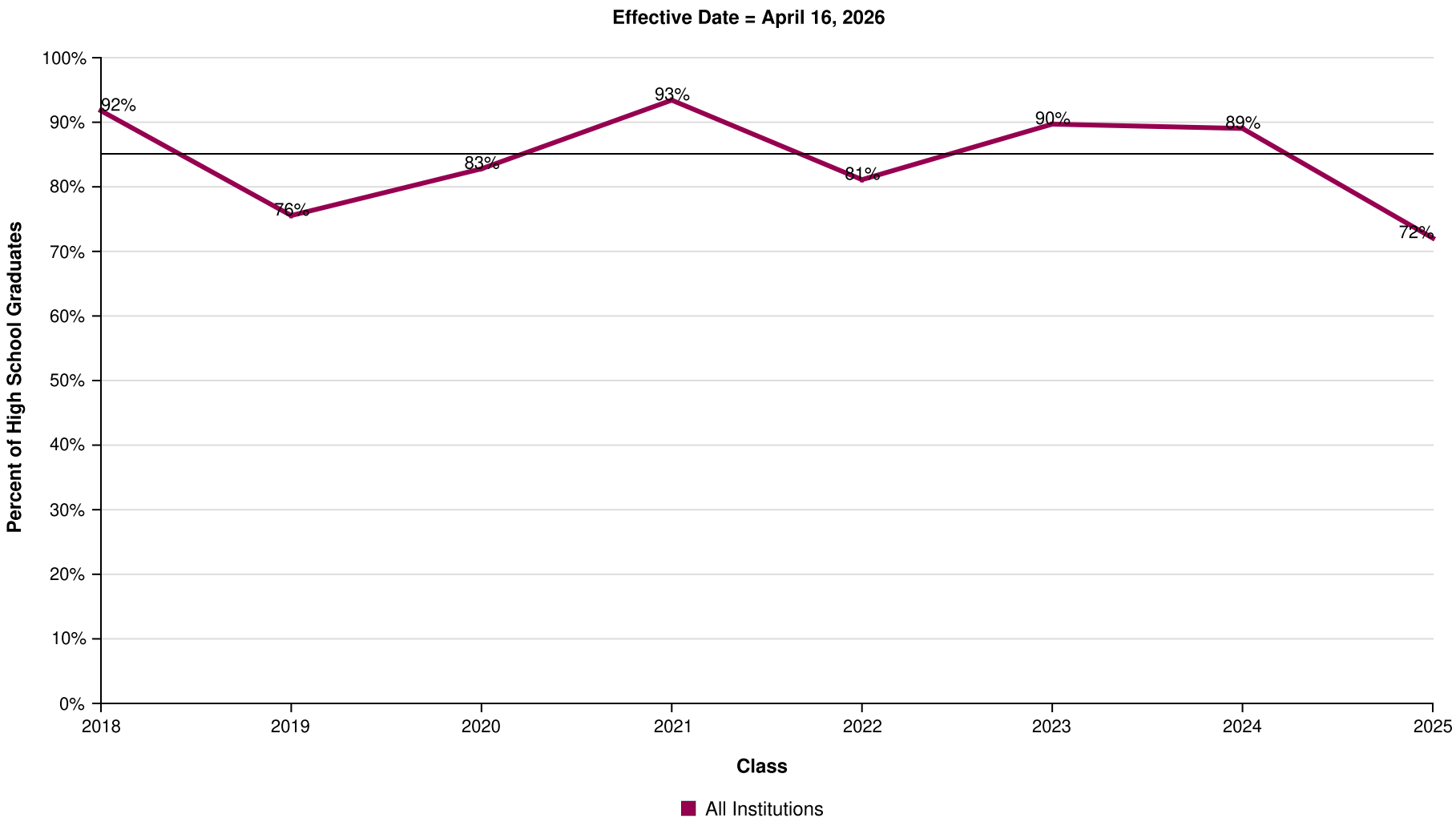

AVG = 85%

LAW ENFORCEMENT OFFICERS MEMORIAL HS

Report Run Date: 05/22/2026 02:37 PM

NATIONAL STUDENT CLEARINGHOUSE

©2012 National Student Clearinghouse. All rights reserved.

Percent of Students Enrolled in College at Any Time During the First Two Years After High School by Institutional Type

Effective Date = April 16, 2026

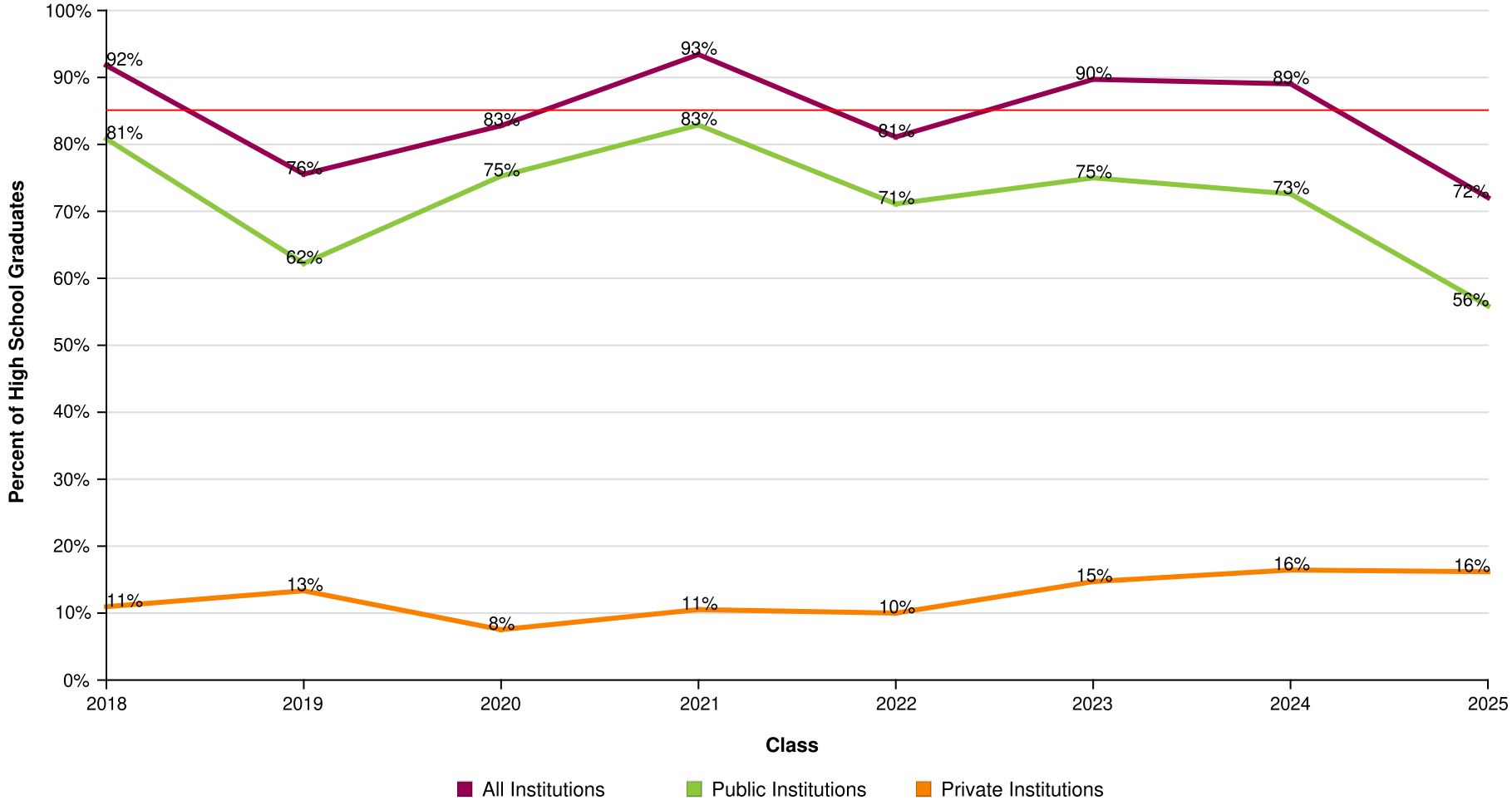

AVG = 85%

LAW ENFORCEMENT OFFICERS MEMORIAL HS

Report Run Date: 05/22/2026 02:37 PM

NATIONAL STUDENT CLEARINGHOUSE

©2012 National Student Clearinghouse. All rights reserved.

Percent of Students Enrolled in College at Any Time During the First Two Years After High School by Institutional Level

Effective Date = April 16, 2026

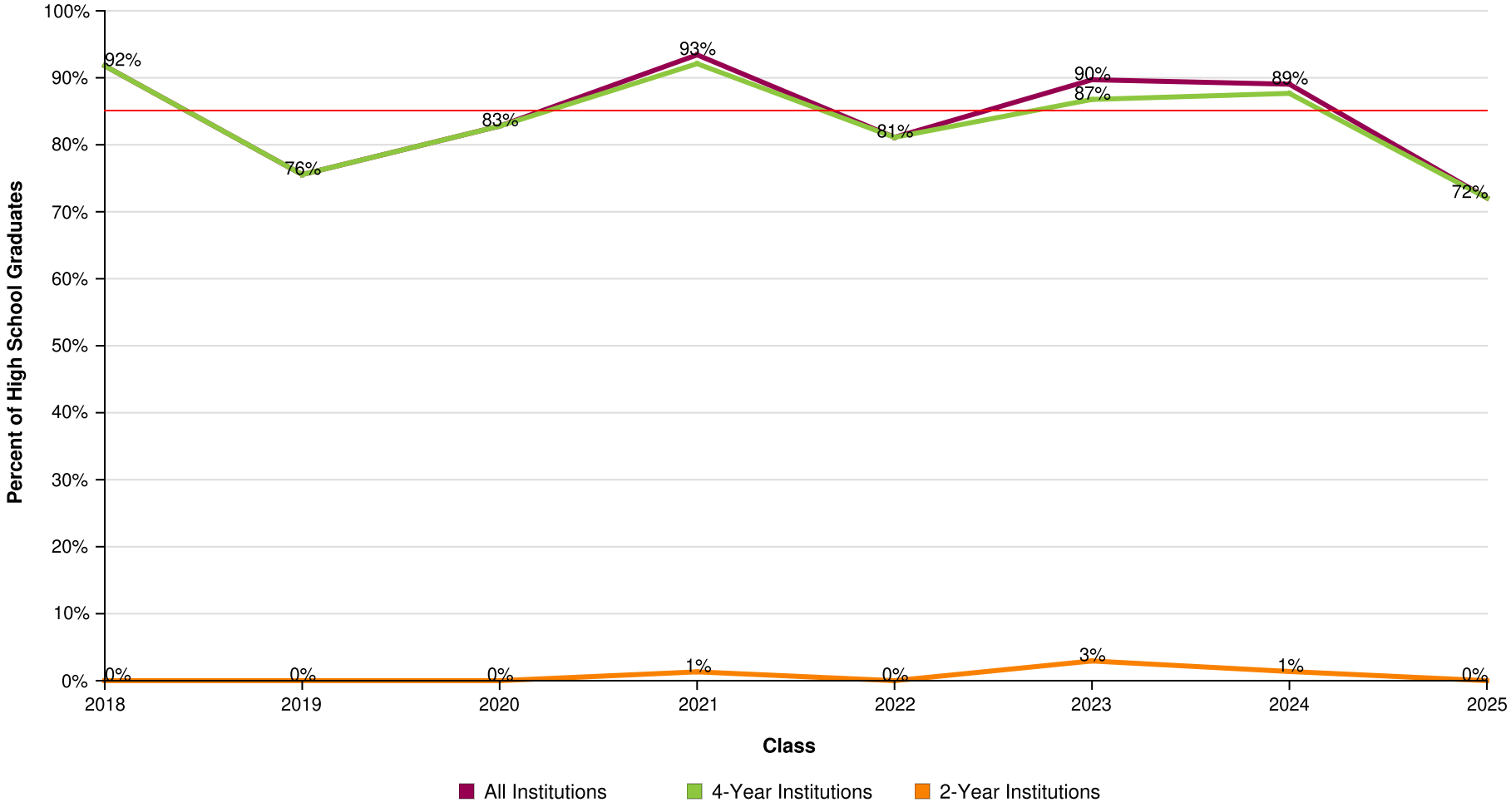

AVG = 85%

LAW ENFORCEMENT OFFICERS MEMORIAL HS

Report Run Date: 05/22/2026 02:37 PM

NATIONAL STUDENT CLEARINGHOUSE

©2012 National Student Clearinghouse. All rights reserved.

Percent of Students Enrolled in College at Any Time During the First Two Years After High School by Institutional Location

Effective Date = April 16, 2026

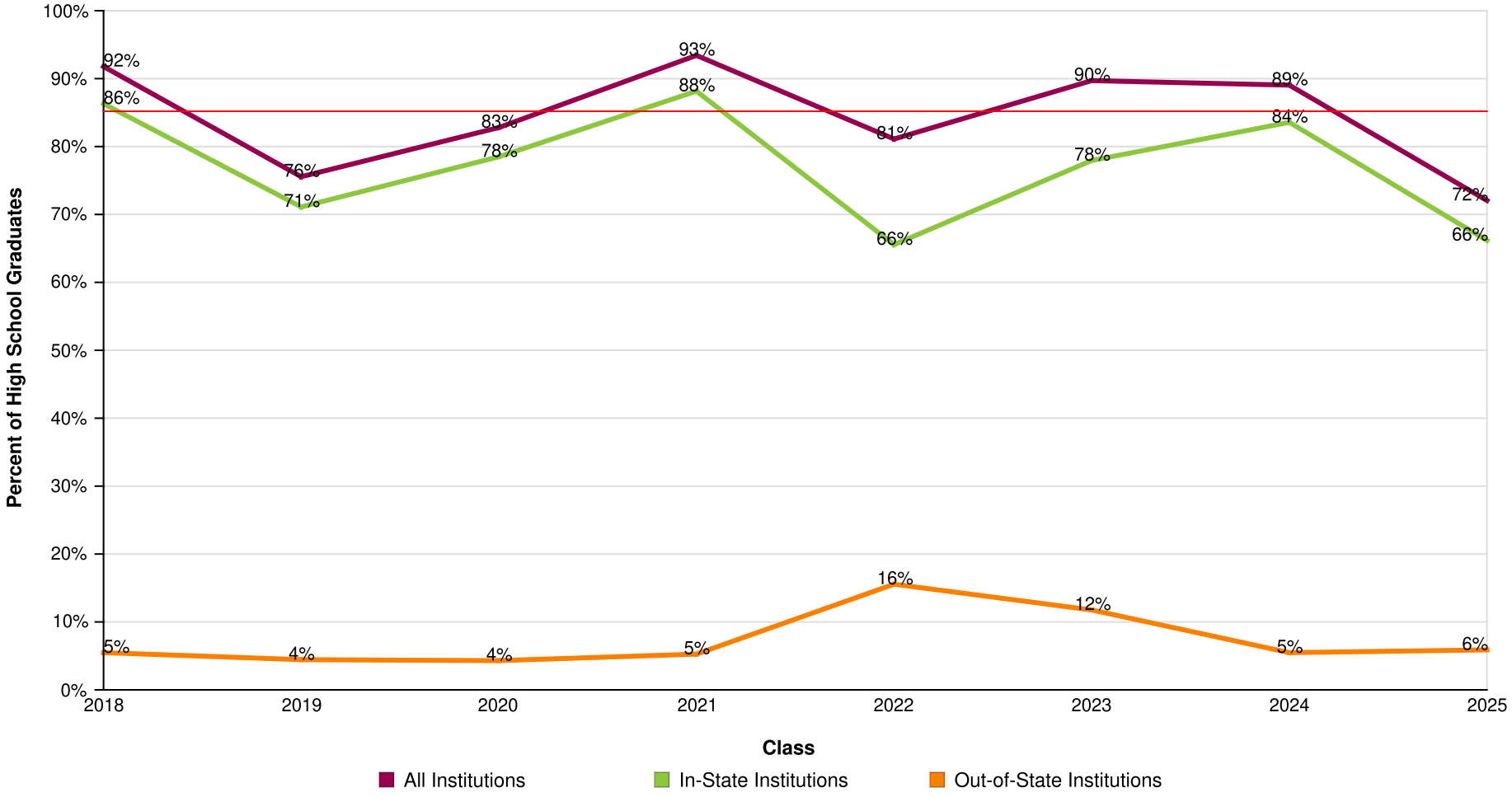

AVG = 85%

LAW ENFORCEMENT OFFICERS MEMORIAL HS

Report Run Date: 05/22/2026 02:37 PM

NATIONAL STUDENT CLEARINGHOUSE

©2012 National Student Clearinghouse. All rights reserved.

Count of Students Enrolled in College at Any Time During the First Two Years After High School

Effective Date = April 16, 2026

Class of	2018	2019	2020	2021	2022	2023	2024	2025
Total in the Class	73	90	93	76	90	68	73	68
Total Enrolled	67	68	77	71	73	61	65	49
Total in Public	59	56	70	63	64	51	53	38
Total in Private	8	12	7	8	9	10	12	11
Total in 4-Year	67	68	77	70	73	59	64	49
Total in 2-Year	0	0	0	1	0	2	1	0
Total In-State	63	64	73	67	59	53	61	45
Total Out-of-State	4	4	4	4	14	8	4	4

NATIONAL STUDENT CLEARINGHOUSE®

©2012 National Student Clearinghouse. All rights reserved.

Percent of Students Enrolled in College the First Year After High School Who Returned for a Second Year (Freshman to Sophomore Persistence)

Effective Date = April 16, 2026

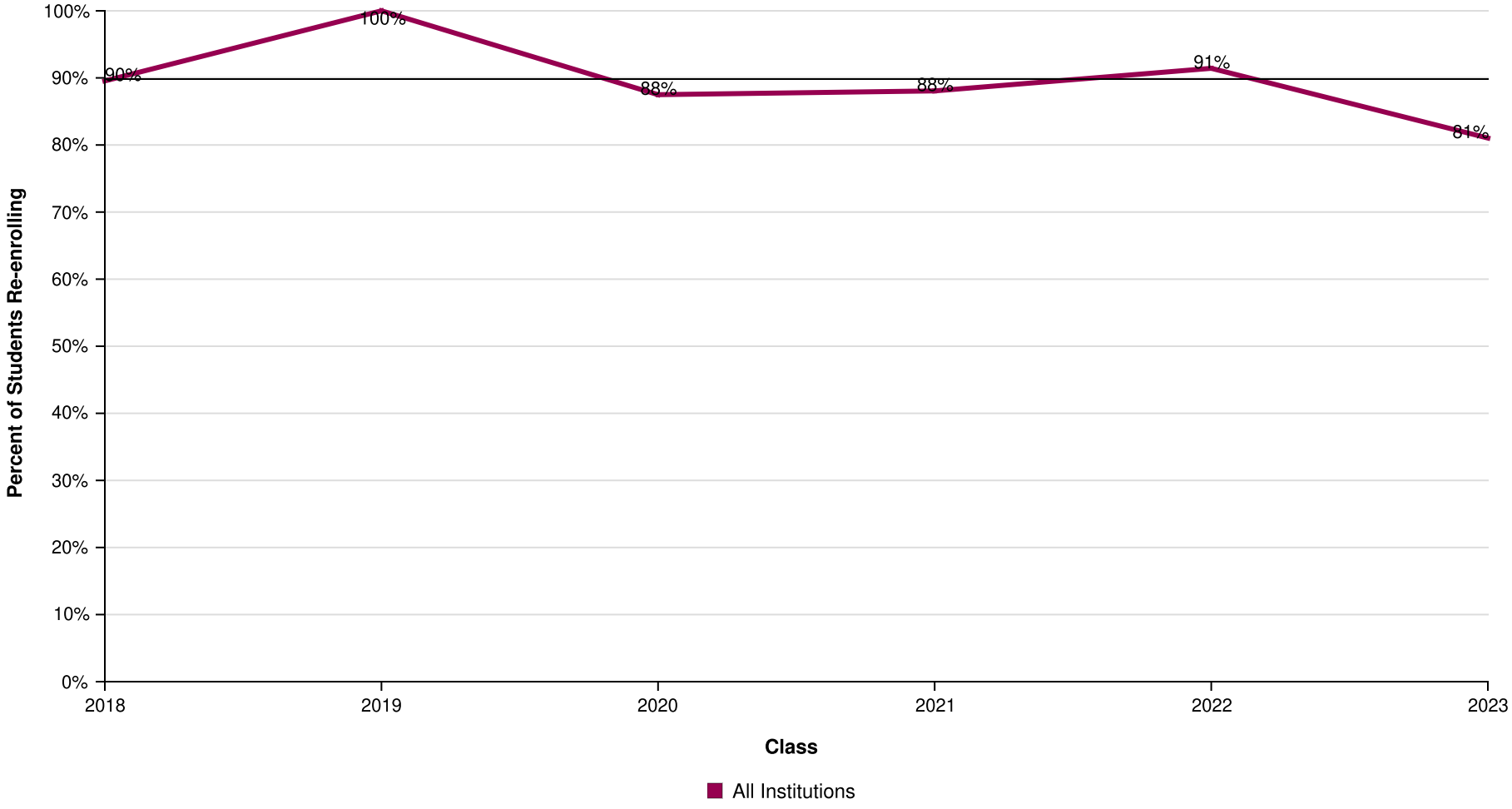

AVG = 90%

LAW ENFORCEMENT OFFICERS MEMORIAL HS

Report Run Date: 05/22/2026 02:37 PM

NATIONAL STUDENT CLEARINGHOUSE

©2012 National Student Clearinghouse. All rights reserved.

Percent of Students Enrolled in College the First Year After High School Who Returned for a Second Year (Freshman to Sophomore Persistence) by Institutional Type

Effective Date = April 16, 2026

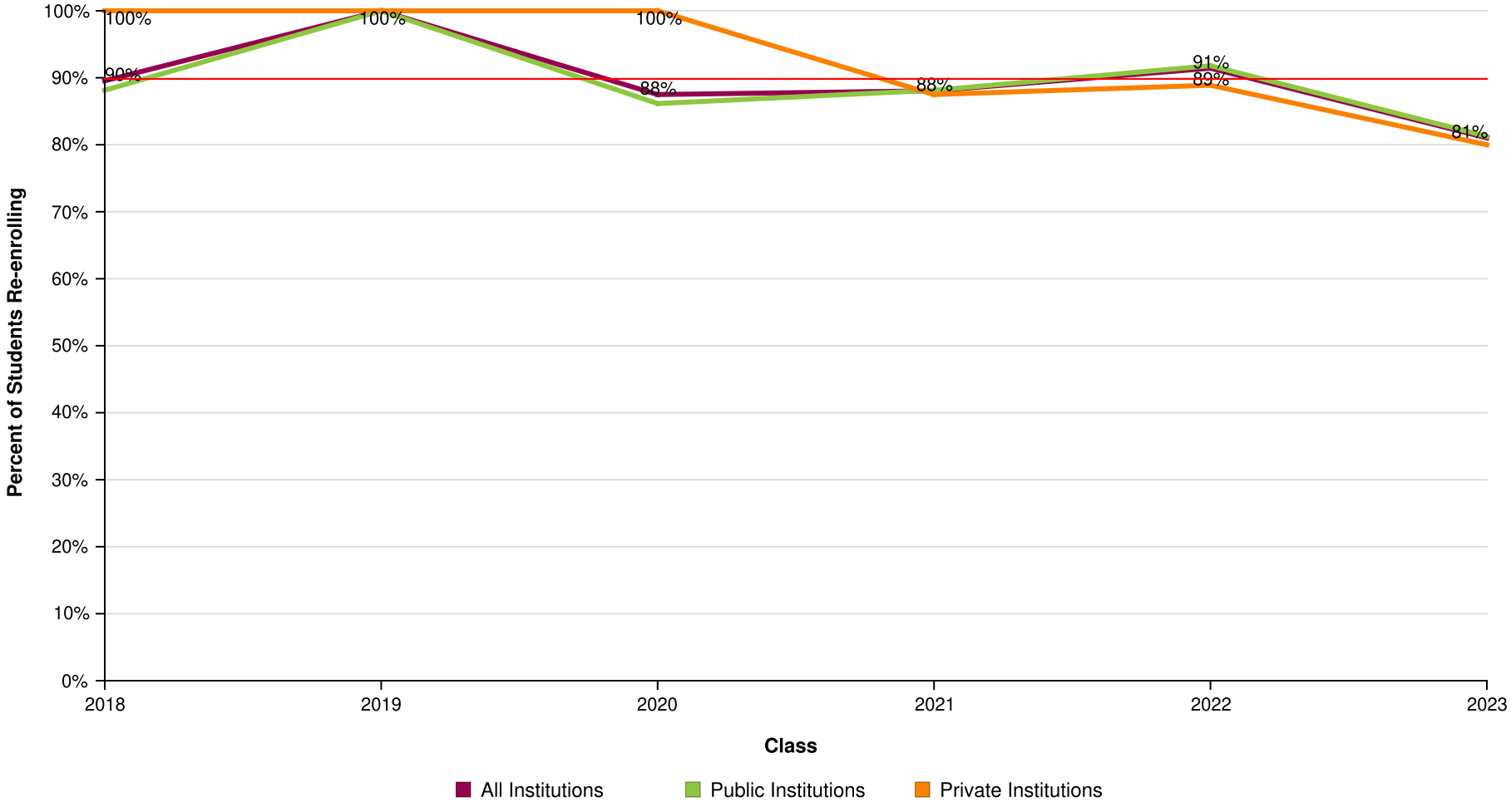

AVG = 90%

LAW ENFORCEMENT OFFICERS MEMORIAL HS

Report Run Date: 05/22/2026 02:37 PM

NATIONAL STUDENT CLEARINGHOUSE

©2012 National Student Clearinghouse. All rights reserved.

Percent of Students Enrolled in College the First Year After High School Who Returned for a Second Year (Freshman to Sophomore Persistence) by Institutional Level

Effective Date = April 16, 2026

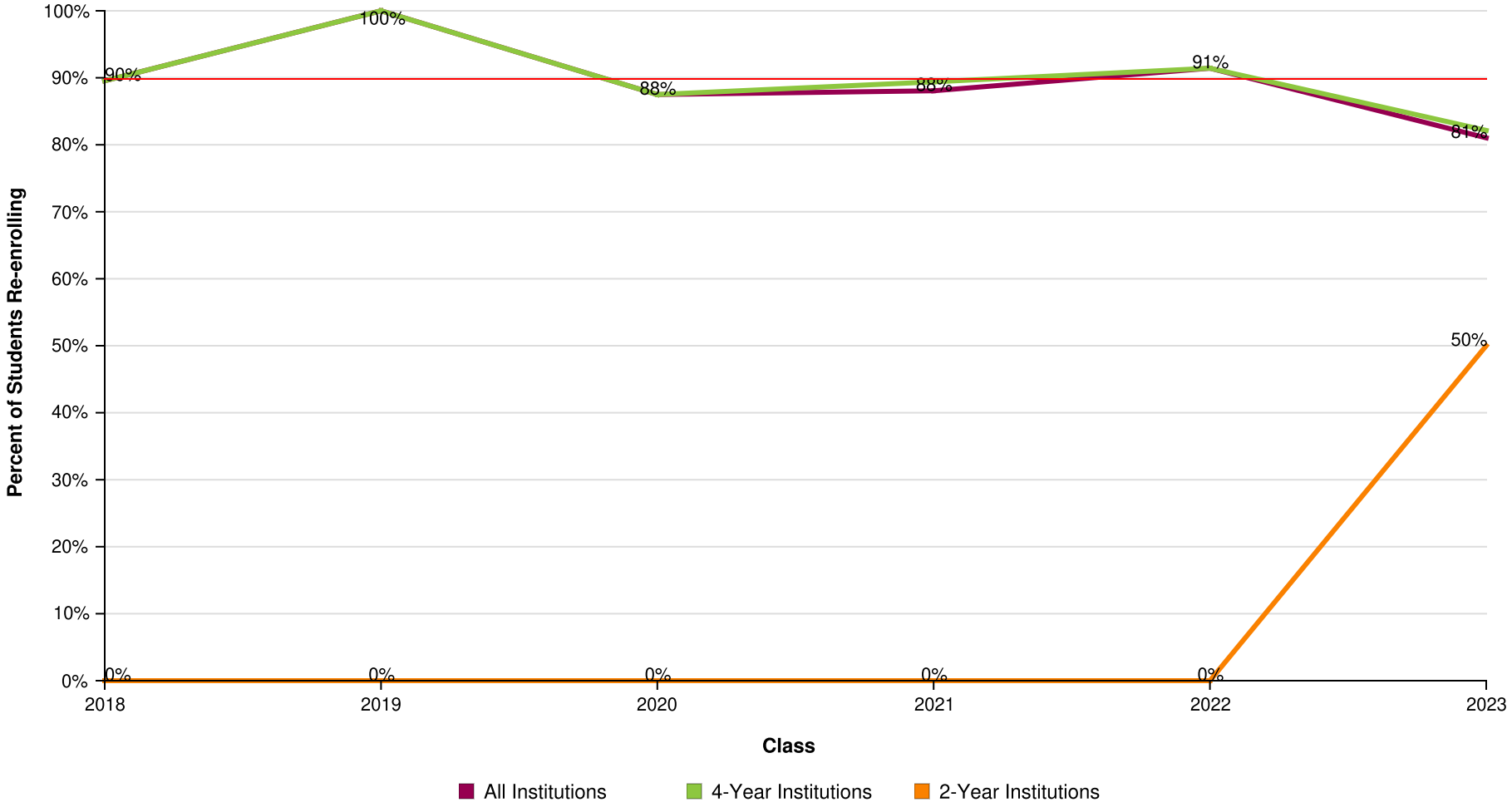

AVG = 90%

LAW ENFORCEMENT OFFICERS MEMORIAL HS

Report Run Date: 05/22/2026 02:37 PM

NATIONAL STUDENT CLEARINGHOUSE

©2012 National Student Clearinghouse. All rights reserved.

Percent of Students Enrolled in College the First Year After High School Who Returned for a Second Year (Freshman to Sophomore Persistence) by Institutional Location

Effective Date = April 16, 2026

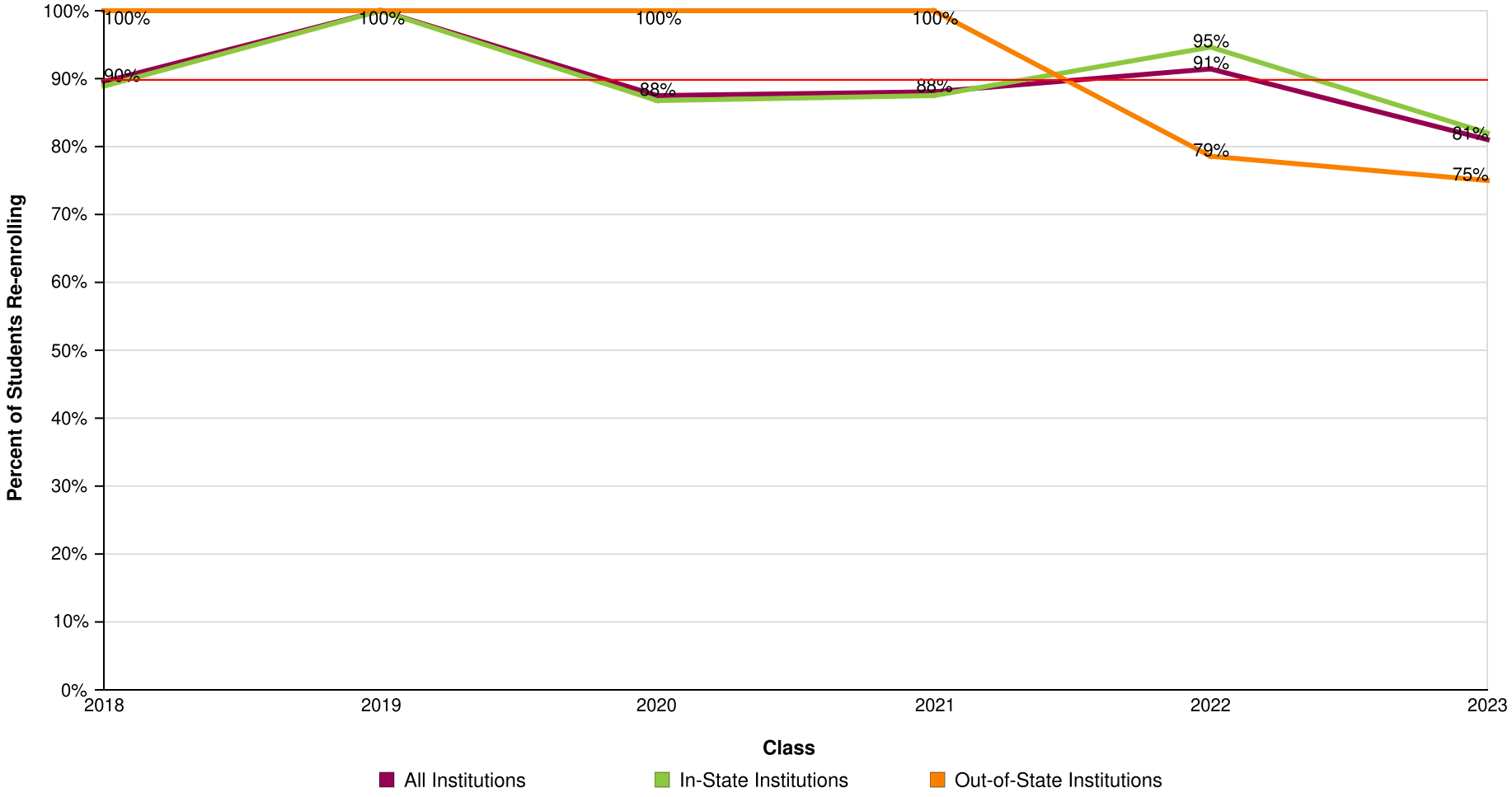

AVG = 90%

LAW ENFORCEMENT OFFICERS MEMORIAL HS

Report Run Date: 05/22/2026 02:37 PM

NATIONAL STUDENT CLEARINGHOUSE

©2012 National Student Clearinghouse. All rights reserved.

Count of Students Enrolled in College the First Year After High School Who Returned for a Second Year (Freshman to Sophomore Persistence)

Effective Date = April 16, 2026

Class of	2018	2019	2020	2021	2022	2023
Total in the Class	73	90	93	76	90	68
Enrolled Anywhere 1st Year	67	67	72	67	70	58
Enrolled Anywhere 2nd Year	60	67	63	59	64	47
In Public 1st Year	59	56	65	59	61	48
Enrolled Anywhere 2nd Year	52	56	56	52	56	39
In Private 1st Year	8	11	7	8	9	10
Enrolled Anywhere 2nd Year	8	11	7	7	8	8
In 4-Year 1st Year	67	67	72	66	70	56
Enrolled Anywhere 2nd Year	60	67	63	59	64	46
In 2-Year 1st Year	0	0	0	1	0	2
Enrolled Anywhere 2nd Year	0	0	0	0	0	1
In-State 1st Year	63	64	68	64	56	50
Enrolled Anywhere 2nd Year	56	64	59	56	53	41
Out-of-State 1st Year	4	3	4	3	14	8
Enrolled Anywhere 2nd Year	4	3	4	3	11	6

NATIONAL STUDENT CLEARINGHOUSE

©2012 National Student Clearinghouse. All rights reserved.

Percent of High School Class Who Completed a Degree Within Six Years

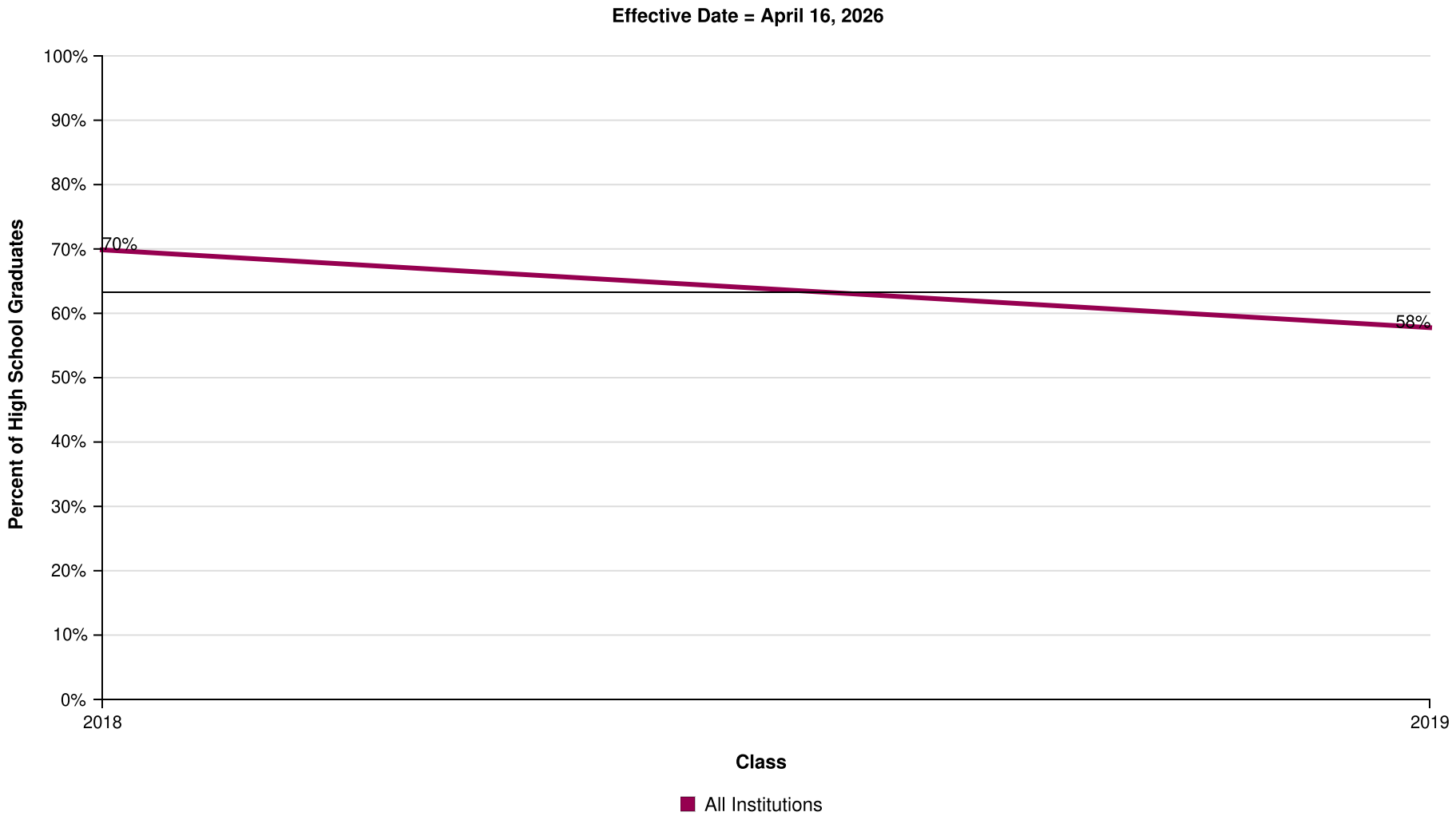

AVG = 63%

LAW ENFORCEMENT OFFICERS MEMORIAL HS

Report Run Date: 05/22/2026 02:37 PM

NATIONAL STUDENT CLEARINGHOUSE

©2012 National Student Clearinghouse. All rights reserved.

Percent of High School Class Who Completed a Degree Within Six Years by Institutional Type

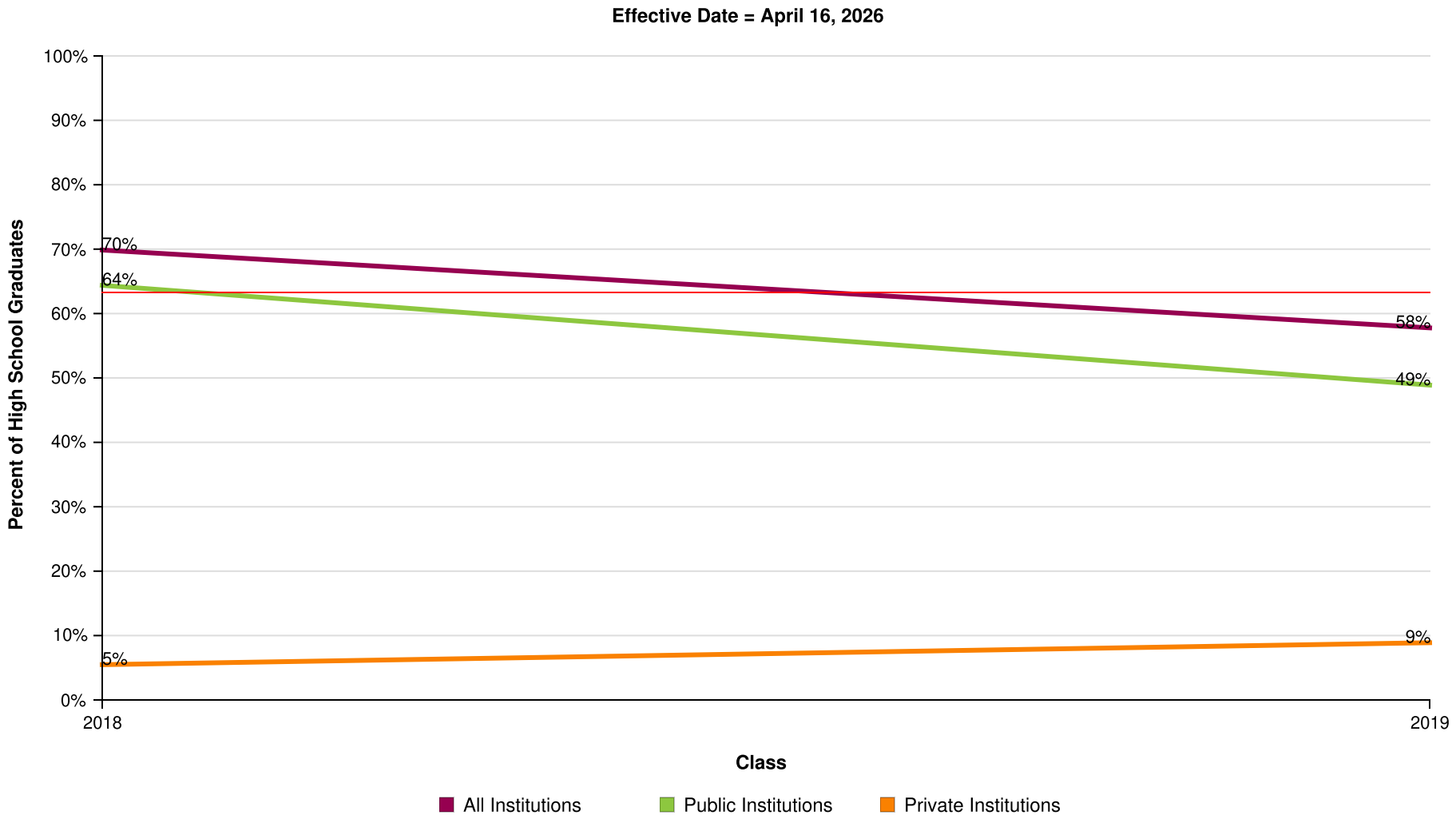

AVG = 63%

LAW ENFORCEMENT OFFICERS MEMORIAL HS

Report Run Date: 05/22/2026 02:37 PM

NATIONAL STUDENT CLEARINGHOUSE

©2012 National Student Clearinghouse. All rights reserved.

Percent of High School Class Who Completed a Degree Within Six Years by Institutional Level

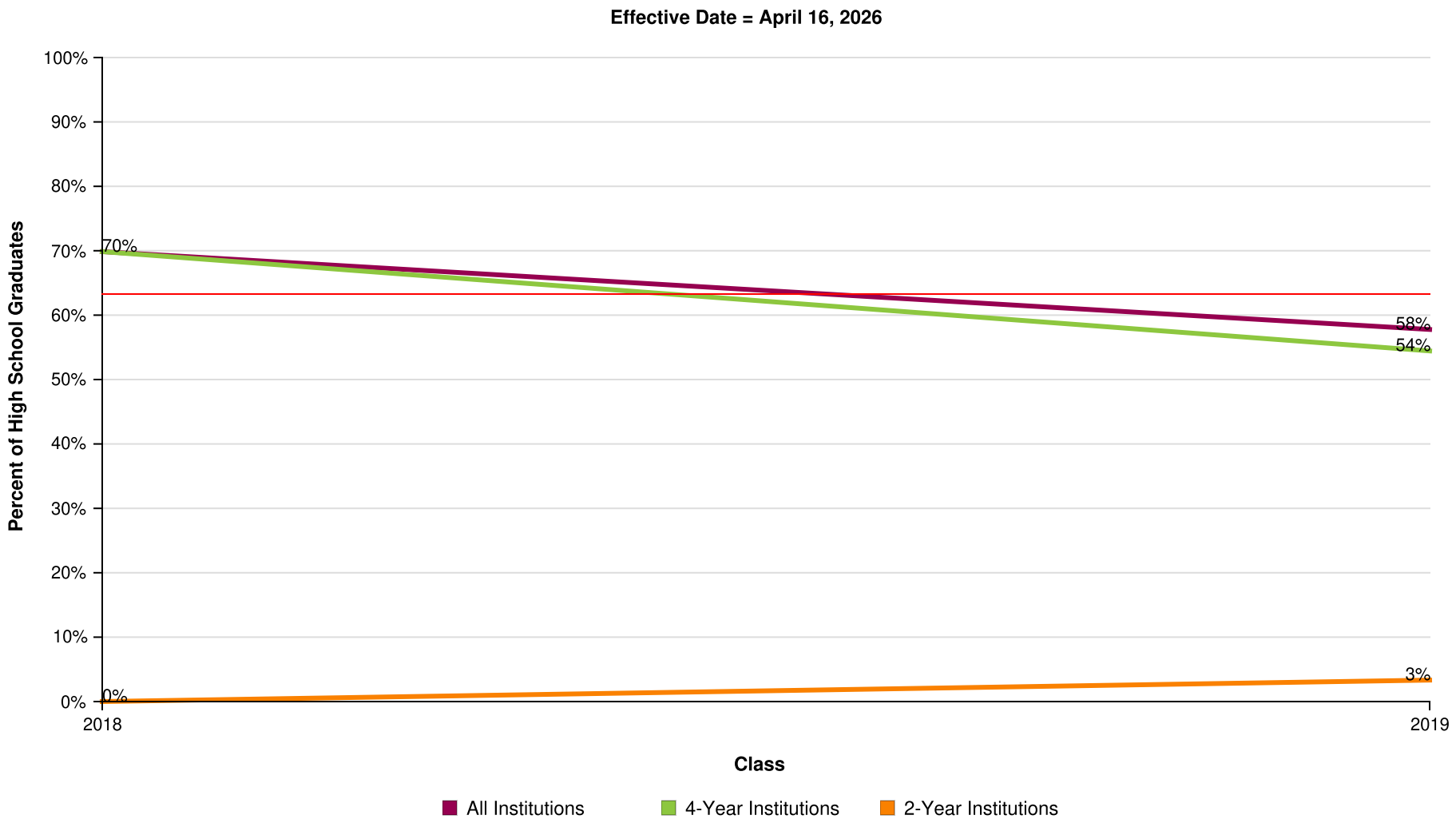

AVG = 63%

LAW ENFORCEMENT OFFICERS MEMORIAL HS

Report Run Date: 05/22/2026 02:37 PM

NATIONAL STUDENT CLEARINGHOUSE

©2012 National Student Clearinghouse. All rights reserved.

Percent of High School Class Who Completed a Degree Within Six Years by Institutional Location

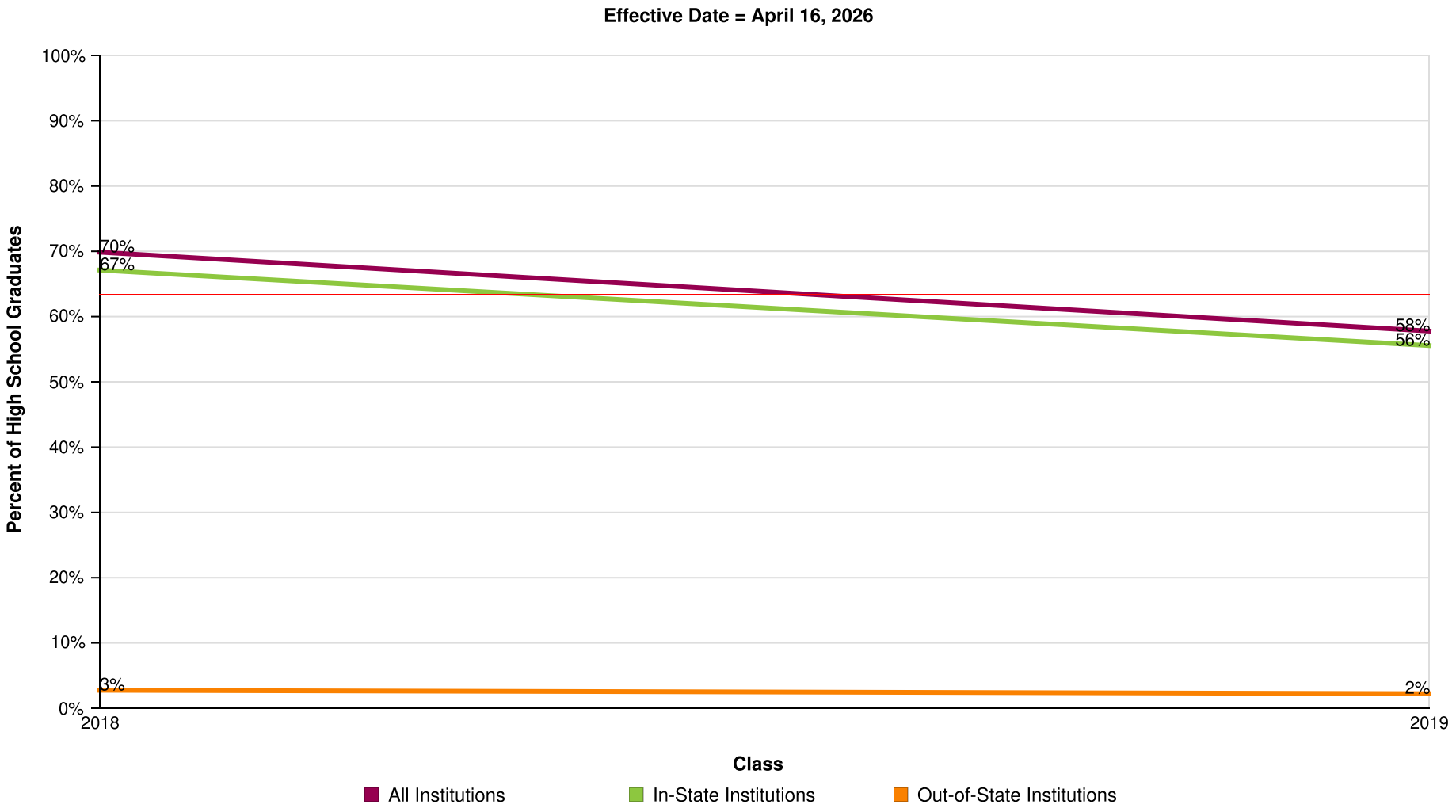

AVG = 63%

LAW ENFORCEMENT OFFICERS MEMORIAL HS

Report Run Date: 05/22/2026 02:37 PM

NATIONAL STUDENT CLEARINGHOUSE

©2012 National Student Clearinghouse. All rights reserved.

Count of High School Graduates with a College Degree

Effective Date = April 16, 2026

Class of	2018	2019
Total in the Class	73	90
Total With a Degree	51	52
Total from Public	47	44
Total from Private	4	8
Total from 4-Year	51	49
Total from 2-Year	0	3
Total In-State	49	50
Total Out-Of-State	2	2

NATIONAL STUDENT CLEARINGHOUSE®

©2012 National Student Clearinghouse. All rights reserved.

Time to College Graduation Within Six Years (Associate's, Bachelor's and Higher)

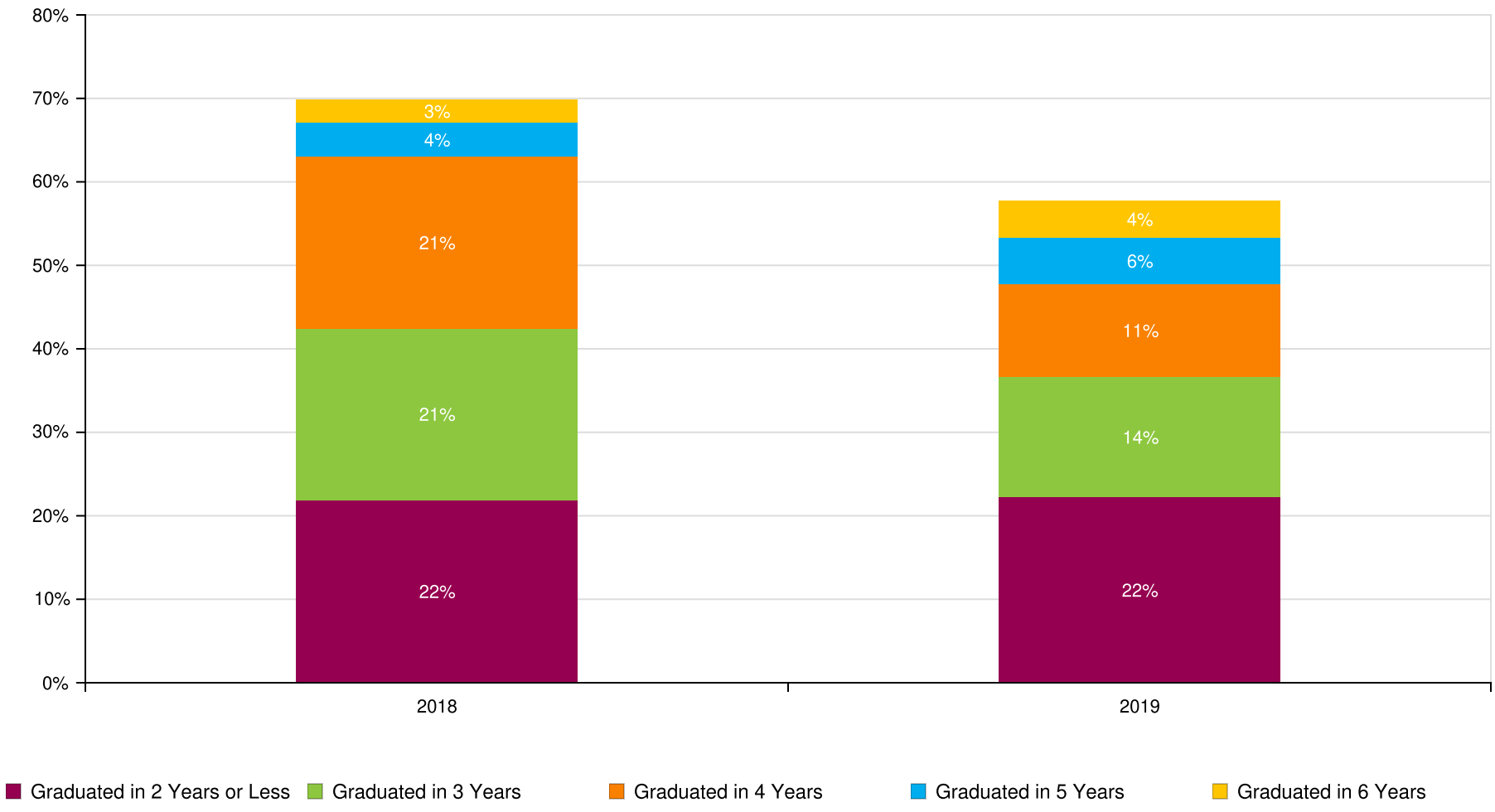

LAW ENFORCEMENT OFFICERS MEMORIAL HS

Report Run Date: 05/22/2026 02:37 PM

NATIONAL STUDENT CLEARINGHOUSE

©2012 National Student Clearinghouse. All rights reserved.

Count of Time to College Graduation within Six Years

Class of	2018	2019
Total In the Class	73	90
Graduated in 2 Years or Less	16	20
Graduated in 3 Years	15	13
Graduated in 4 Years	15	10
Graduated in 5 Years	3	5
Graduated in 6 Years	2	4

NATIONAL STUDENT CLEARINGHOUSE

©2012 National Student Clearinghouse. All rights reserved.

Class of 2018 Postsecondary Enrollment and Progress

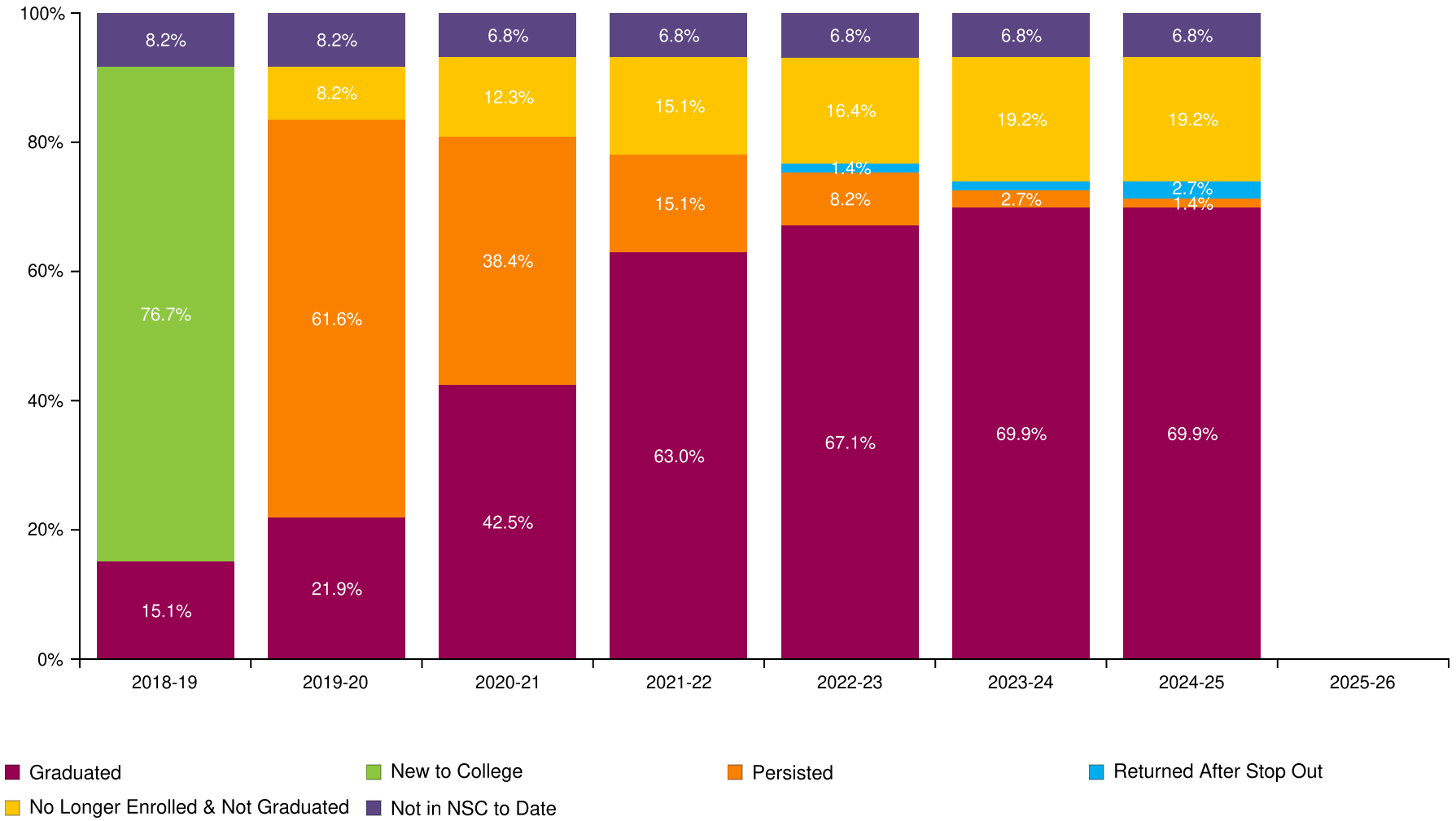

LAW ENFORCEMENT OFFICERS MEMORIAL HS

Report Run Date: 05/22/2026 02:37 PM

NATIONAL STUDENT CLEARINGHOUSE

©2012 National Student Clearinghouse. All rights reserved.

Count of Class 2018 Postsecondary Enrollment and Progress

Total in the Class: 73

Academic Years	2018-19	2019-20	2020-21	2021-22	2022-23	2023-24	2024-25	2025-26
New to College	56	0	0	0	0	0	0	0
Persisted	0	45	28	11	6	2	1	0
Returned After Stop Out	0	0	0	0	1	1	2	0
No Longer Enrolled & Not Graduated	0	6	9	11	12	14	14	0
Graduated	11	16	31	46	49	51	51	0
Not in NSC to Date	6	6	5	5	5	5	5	0

NATIONAL STUDENT CLEARINGHOUSE®

©2012 National Student Clearinghouse. All rights reserved.

Class of 2019 Postsecondary Enrollment and Progress

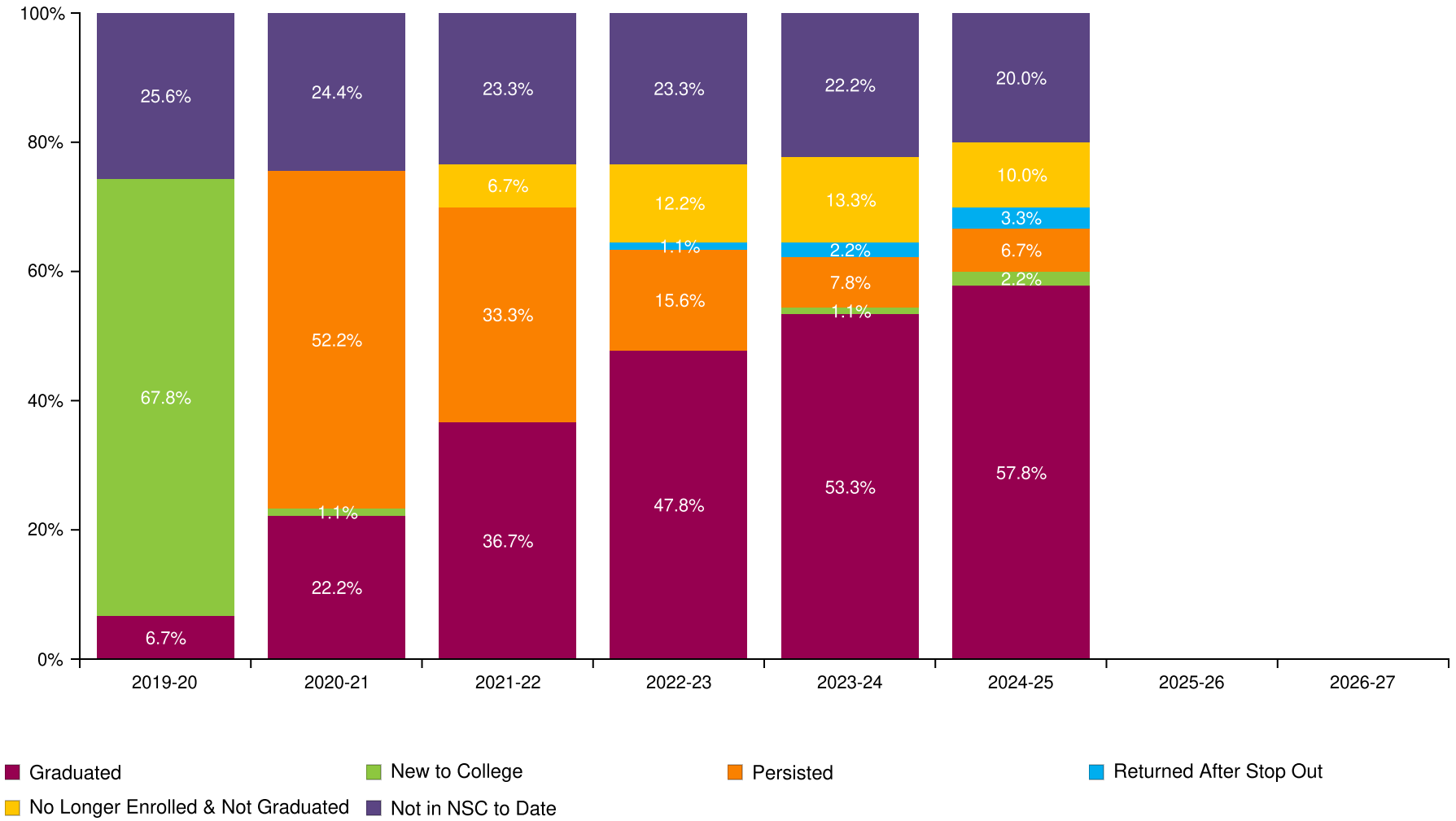

LAW ENFORCEMENT OFFICERS MEMORIAL HS

Report Run Date: 05/22/2026 02:37 PM

NATIONAL STUDENT CLEARINGHOUSE

©2012 National Student Clearinghouse. All rights reserved.

Count of Class 2019 Postsecondary Enrollment and Progress

Total in the Class: 90

Academic Years	2019-20	2020-21	2021-22	2022-23	2023-24	2024-25	2025-26	2026-27
New to College	61	1	0	0	1	2	0	0
Persisted	0	47	30	14	7	6	0	0
Returned After Stop Out	0	0	0	1	2	3	0	0
No Longer Enrolled & Not Graduated	0	0	6	11	12	9	0	0
Graduated	6	20	33	43	48	52	0	0
Not in NSC to Date	23	22	21	21	20	18	0	0

NATIONAL STUDENT CLEARINGHOUSE®

©2012 National Student Clearinghouse. All rights reserved.

Class of 2020 Postsecondary Enrollment and Progress

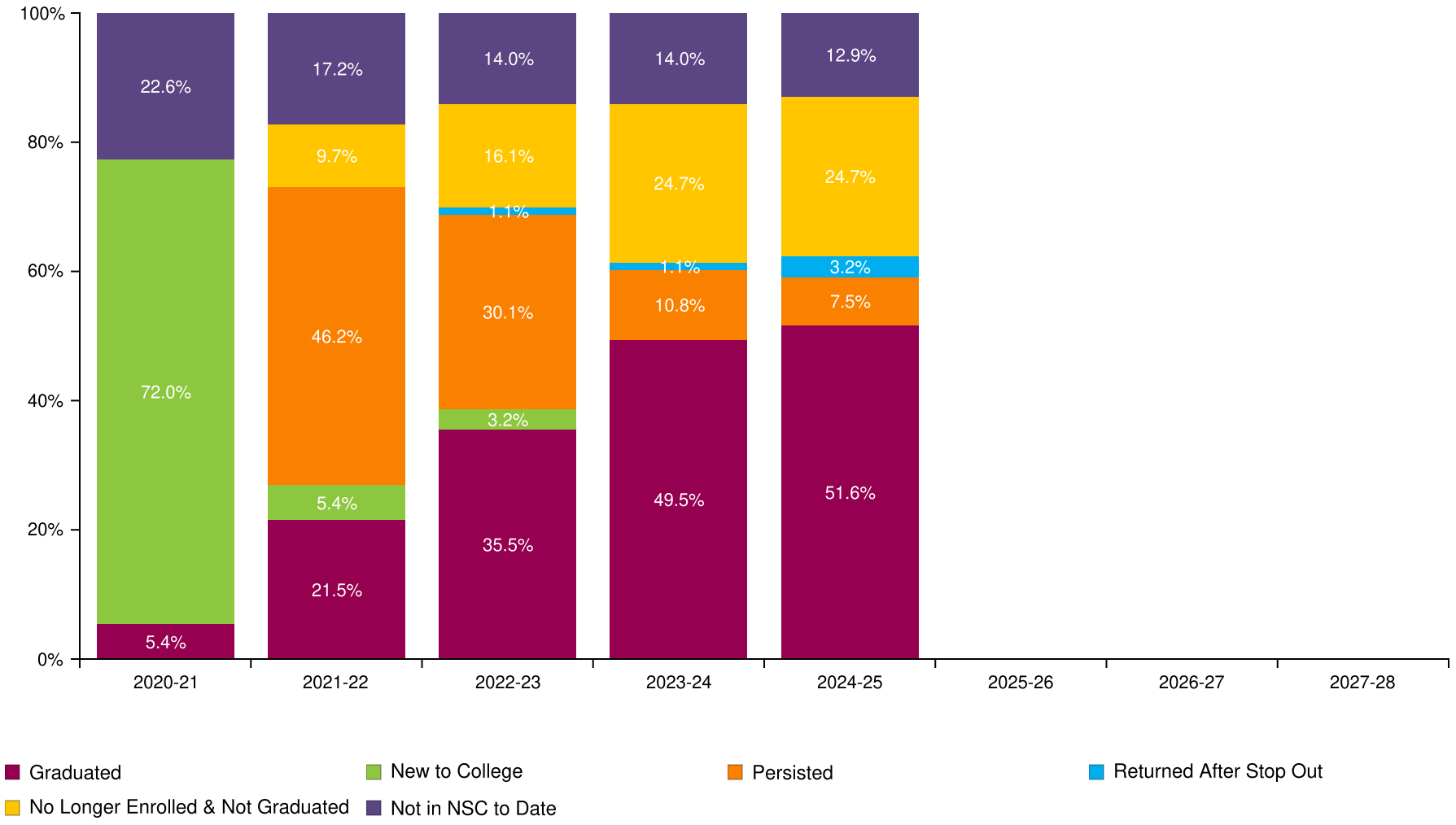

LAW ENFORCEMENT OFFICERS MEMORIAL HS

Report Run Date: 05/22/2026 02:37 PM

NATIONAL STUDENT CLEARINGHOUSE

©2012 National Student Clearinghouse. All rights reserved.

Count of Class 2020 Postsecondary Enrollment and Progress

Total in the Class: 93

Academic Years	2020-21	2021-22	2022-23	2023-24	2024-25	2025-26	2026-27	2027-28
New to College	67	5	3	0	0	0	0	0
Persisted	0	43	28	10	7	0	0	0
Returned After Stop Out	0	0	1	1	3	0	0	0
No Longer Enrolled & Not Graduated	0	9	15	23	23	0	0	0
Graduated	5	20	33	46	48	0	0	0
Not in NSC to Date	21	16	13	13	12	0	0	0

NATIONAL STUDENT CLEARINGHOUSE

©2012 National Student Clearinghouse. All rights reserved.

Class of 2021 Postsecondary Enrollment and Progress

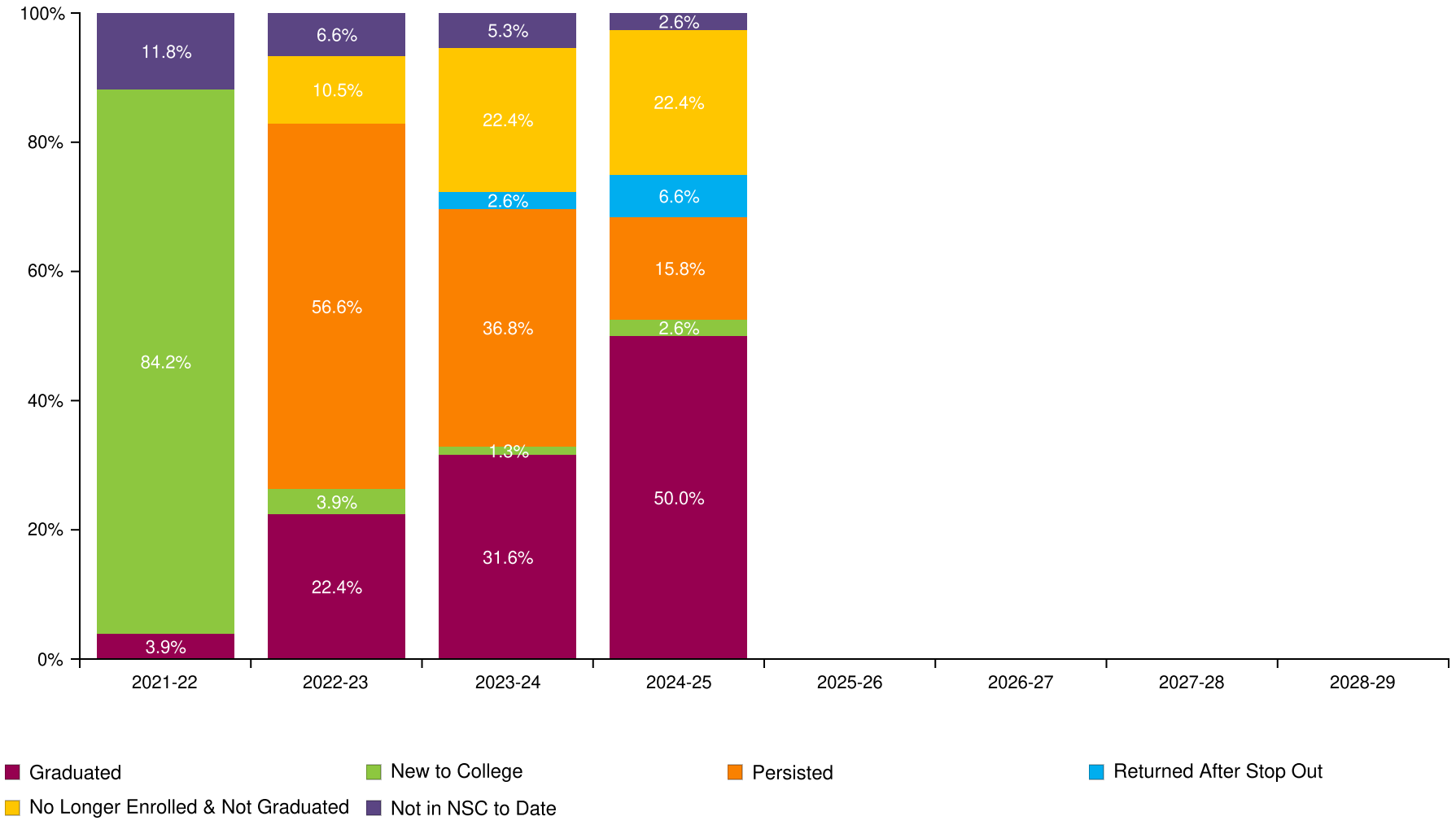

LAW ENFORCEMENT OFFICERS MEMORIAL HS

Report Run Date: 05/22/2026 02:37 PM

NATIONAL STUDENT CLEARINGHOUSE

©2012 National Student Clearinghouse. All rights reserved.

Count of Class 2021 Postsecondary Enrollment and Progress

Total in the Class: 76

Academic Years	2021-22	2022-23	2023-24	2024-25	2025-26	2026-27	2027-28	2028-29
New to College	64	3	1	2	0	0	0	0
Persisted	0	43	28	12	0	0	0	0
Returned After Stop Out	0	0	2	5	0	0	0	0
No Longer Enrolled & Not Graduated	0	8	17	17	0	0	0	0
Graduated	3	17	24	38	0	0	0	0
Not in NSC to Date	9	5	4	2	0	0	0	0

NATIONAL STUDENT CLEARINGHOUSE

©2012 National Student Clearinghouse. All rights reserved.

Class of 2022 Postsecondary Enrollment and Progress

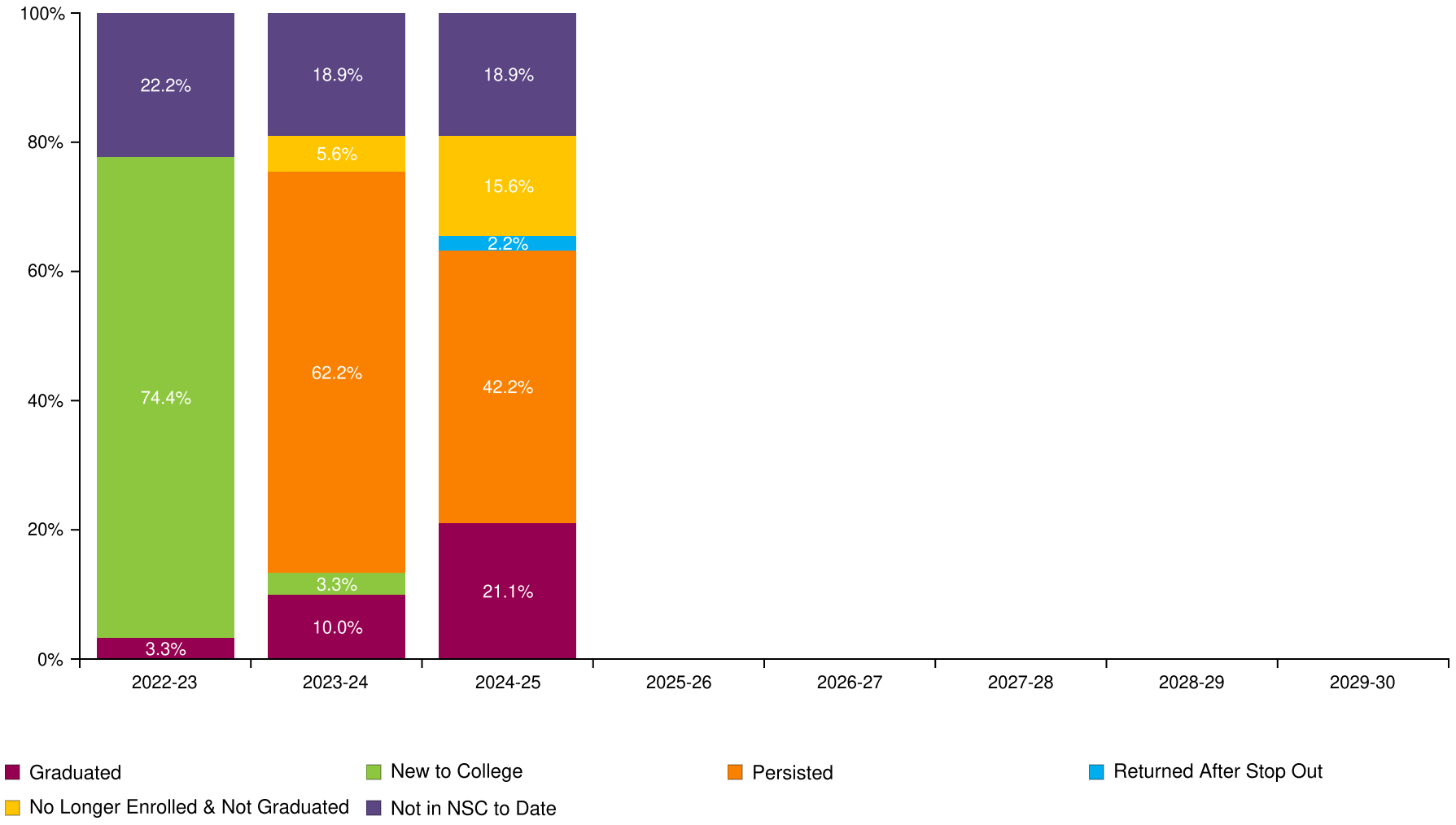

LAW ENFORCEMENT OFFICERS MEMORIAL HS

Report Run Date: 05/22/2026 02:37 PM

NATIONAL STUDENT CLEARINGHOUSE

©2012 National Student Clearinghouse. All rights reserved.

Count of Class 2022 Postsecondary Enrollment and Progress

Total in the Class: 90

Academic Years	2022-23	2023-24	2024-25	2025-26	2026-27	2027-28	2028-29	2029-30
New to College	67	3	0	0	0	0	0	0
Persisted	0	56	38	0	0	0	0	0
Returned After Stop Out	0	0	2	0	0	0	0	0
No Longer Enrolled & Not Graduated	0	5	14	0	0	0	0	0
Graduated	3	9	19	0	0	0	0	0
Not in NSC to Date	20	17	17	0	0	0	0	0

NATIONAL STUDENT CLEARINGHOUSE

©2012 National Student Clearinghouse. All rights reserved.

Class of 2023 Postsecondary Enrollment and Progress

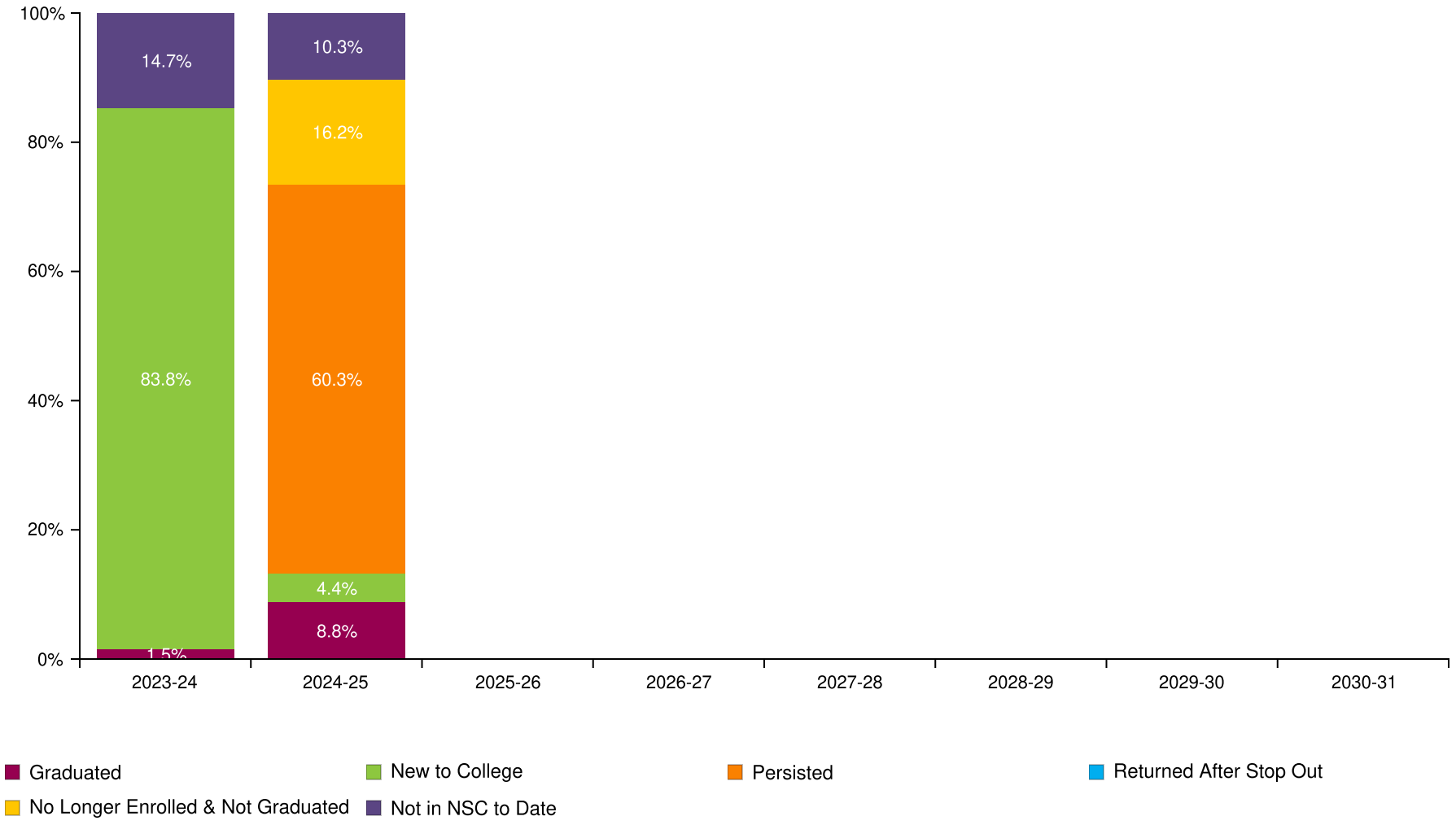

LAW ENFORCEMENT OFFICERS MEMORIAL HS

Report Run Date: 05/22/2026 02:37 PM

NATIONAL STUDENT CLEARINGHOUSE

©2012 National Student Clearinghouse. All rights reserved.

Count of Class 2023 Postsecondary Enrollment and Progress

Total in the Class: 68

Academic Years	2023-24	2024-25	2025-26	2026-27	2027-28	2028-29	2029-30	2030-31
New to College	57	3	0	0	0	0	0	0
Persisted	0	41	0	0	0	0	0	0
Returned After Stop Out	0	0	0	0	0	0	0	0
No Longer Enrolled & Not Graduated	0	11	0	0	0	0	0	0
Graduated	1	6	0	0	0	0	0	0
Not in NSC to Date	10	7	0	0	0	0	0	0

NATIONAL STUDENT CLEARINGHOUSE

©2012 National Student Clearinghouse. All rights reserved.

Class of 2024 Postsecondary Enrollment and Progress

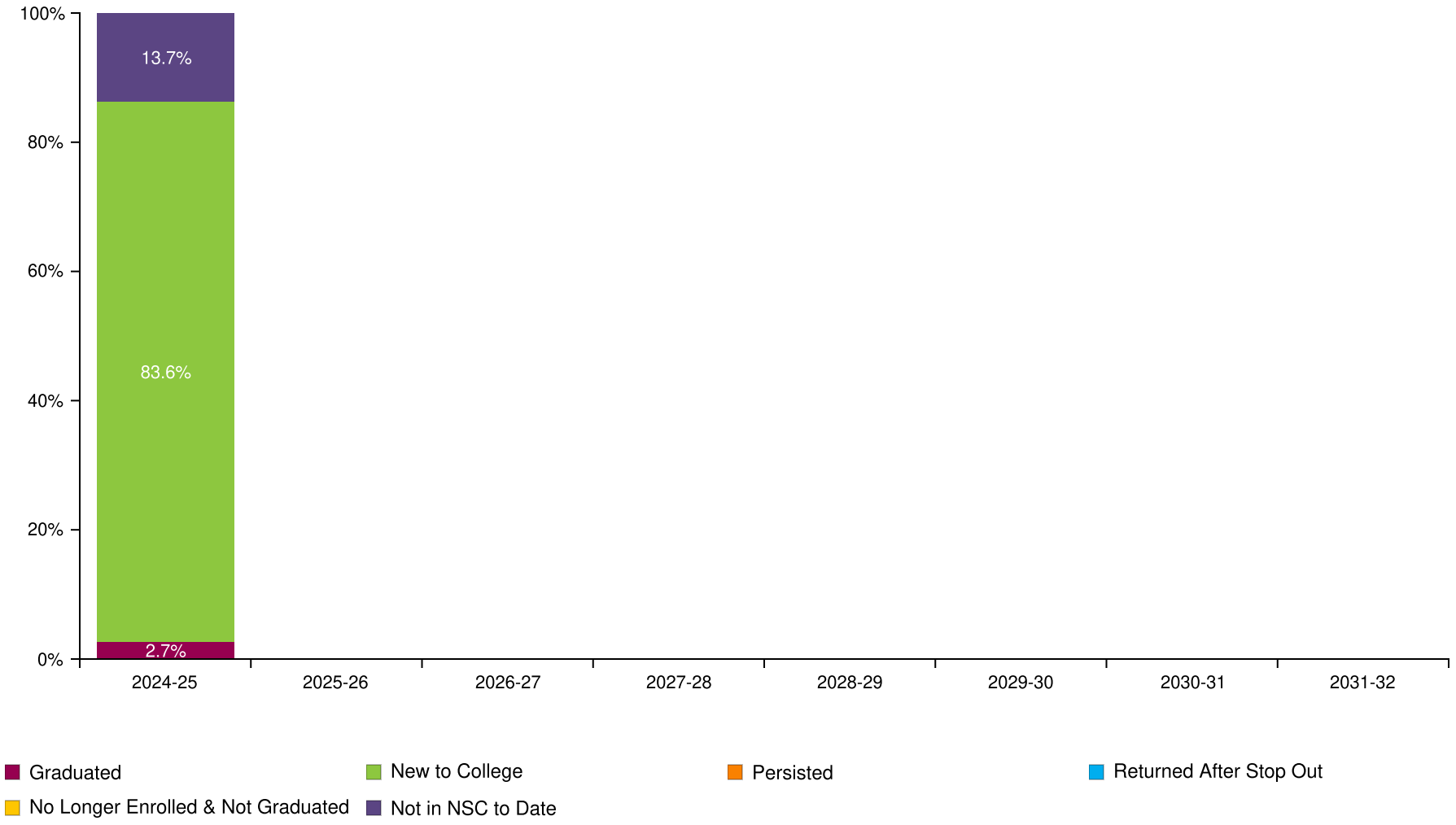

LAW ENFORCEMENT OFFICERS MEMORIAL HS

Report Run Date: 05/22/2026 02:37 PM

NATIONAL STUDENT CLEARINGHOUSE

©2012 National Student Clearinghouse. All rights reserved.

Count of Class 2024 Postsecondary Enrollment and Progress

Total in the Class: 73

Academic Years	2024-25	2025-26	2026-27	2027-28	2028-29	2029-30	2030-31	2031-32
New to College	61	0	0	0	0	0	0	0
Persisted	0	0	0	0	0	0	0	0
Returned After Stop Out	0	0	0	0	0	0	0	0
No Longer Enrolled & Not Graduated	0	0	0	0	0	0	0	0
Graduated	2	0	0	0	0	0	0	0
Not in NSC to Date	10	0	0	0	0	0	0	0

NATIONAL STUDENT CLEARINGHOUSE

©2012 National Student Clearinghouse. All rights reserved.

Most Common Institutions of Enrollment in the Fall Immediately following High School Graduation for All Classes by Number of Students

Name	Rank	State	Level	Type	Total
MIAMI DADE COLLEGE	1	FL	4-year	Public	233
FLORIDA INTERNATIONAL UNIVERSITY	2	FL	4-year	Public	53
BARRY UNIVERSITY	3	FL	4-year	Private	18
FLORIDA ATLANTIC UNIVERSITY	4	FL	4-year	Public	18
UNIVERSITY OF FLORIDA	5	FL	4-year	Public	16
FLORIDA STATE UNIVERSITY	6	FL	4-year	Public	14
FLORIDA A&M UNIVERSITY	7	FL	4-year	Public	10
UNIVERSITY OF CENTRAL FLORIDA	8	FL	4-year	Public	8
UNIVERSITY OF MIAMI	9	FL	4-year	Private	8
BETHUNE-COOKMAN UNIVERSITY	10	FL	4-year	Private	7
BROWARD COLLEGE	11	FL	4-year	Public	6
JACKSONVILLE UNIVERSITY	12	FL	4-year	Private	6
UNIVERSITY OF SOUTH FLORIDA	13	FL	4-year	Public	6
NOVA SOUTHEASTERN UNIVERSITY	14	FL	4-year	Private	5
ST THOMAS UNIVERSITY	15	FL	4-year	Private	5
FLORIDA GULF COAST UNIVERSITY	16	FL	4-year	Public	4
TENNESSEE STATE UNIVERSITY	17	TN	4-year	Public	4
SYRACUSE UNIVERSITY	18	NY	4-year	Private	3
UNIVERSITY OF NORTH FLORIDA	19	FL	4-year	Public	3
VALDOSTA STATE UNIVERSITY	20	GA	4-year	Public	3
VALENCIA COLLEGE	21	FL	4-year	Public	3
ALABAMA STATE UNIVERSITY	22	AL	4-year	Public	2
ALBANY STATE UNIVERSITY	23	GA	4-year	Public	2
HOWARD UNIVERSITY	24	DC	4-year	Private	2
NOTRE DAME OF MARYLAND UNIVERSITY	25	MD	4-year	Private	2

NATIONAL STUDENT CLEARINGHOUSE

©2012 National Student Clearinghouse. All rights reserved.

Appendix

Graphs (in order of appearance)		Description
Percent of Students Enrolled in College the Fall Immediately Following Graduation From High School (pp. 2-5)		Percentage of high school students who enrolled in a two- or four- year postsecondary institution in the fall semester immediately following graduation. The fall semester immediately following graduation is defined as any college enrollment between August 15 and October 31. The student must have an active enrollment between these dates.Shown only for classes which have completed a fall semester.
Percent of Students Enrolled in College at Any Time During the First Year After High School (pp. 7-10)		Percentage of high school students who enrolled in a two- or four-year postsecondary institution in the academic year immediately following graduation. The first year after high school includes any college enrollment any college enrollment where a studen between August 15 of the graduation calendar year and August 14 of the following yeart had active enrollment between August 15 of the graduation calendar year and August 14 of the following calendar year.*
Percent of Students Enrolled in College at Any Time During the First Two Years After High School (pp. 12-15)		Percentage of high school students who enrolled in a two- or four-year postsecondary institution in the academic year immediately following graduation. The two years after high school includes any college enrollment where student had active enrollment between August 15 of the graduation calendar year and August 14 of the following two calendar years.*
Percent of Students Enrolled in College the First year After High School Who Returned for a Second Year (pp. 17-20)		Percentage of students who remained enrolled (persisted) in postsecondary education from the first year to the second year. Note: The graphs show the percentage of students who remained enrolled at any postsecondary institution, not retention at the same institution. Shown only for classes which have completed the first two years after high school.
Percent of High School Class with a College Degree Within Six Years (pp. 22-25)		The six-year degree completion rate at two- and four- year institutions. Shown only for classes where six academic years have passed since high school graduation.When student has a degree with an award date that is more than 6 years after high school year,it will not be counted in this report; it will be reported in the student-level Detail Report. Only associate's, bachelor's, and advanced degrees are counted in these rates. Certificates are not included in these counts but will be reported in the student-level Detail Report.
Time to College Graduation Within Six Years (p. 27)		This graph shows the time to first degree broken down by the number of academic years since the students graduated from high school.
Class of XXXX Postsecondary Enrollment and Progress (each class year is on its own page)		Progress of a single class of students (cohort) through postsecondary education up to eight years after high school graduation. Each segment of the bar chart corresponds to one of the following definitions: GRADUATED: Student has completed an associate's, bachelor's or higher degree (certificates are not included). Once a student is counted as a graduate,s/he is not counted again elsewhere in the report. A Graduated Record is reported before all other possible categories (e.g. New to College,Persisted, etc.) NEW TO COLLEGE: First year that a student was found in the Clearinghouse database. PERSISTED: Student was enrolled during the previous year and continues to be enrolled in the current year. The graphs show the student's continued enrollment at any postsecondary institution, not retention at the same institution. RETURNED AFTER STOP OUT: Student was enrolled, did not appear in postsecondary education the following year, and reappeared in a year thereafter. NO LONGER ENROLLED & NOT GRADUATED: Student was enrolled in postsecondary education, is not currently enrolled and there is no record of completion. NOT IN NSC TO DATE: Student was not found in the Clearinghouse database.**

NATIONAL STUDENT CLEARINGHOUSE®

©2012 National Student Clearinghouse. All rights reserved.

Most Common Institutions of Enrollment in the Fall Immediately Following Graduation from High School for All Classes by Number of Students		A comprehensive list of top 25 most frequentlly attended the postsecondary institutions your students attended in the first fall following high school graduation.

Term	Definition
Effective Date	Set by Clearinghouse's Research Center three times per year - Fall, Spring and Summer. The date will be noted in the Report File Name and within the StudentTracker application.The date is established to ensure that your StudentTracker reports provide the most comprehensive enrollment and degree data provided by the colleges and universities for a given period, and that all secondary education institutions are matched against the same set of post-secondary data.Reports generated in between effective dates will be processed against the most recent effective date, no new data will be reported.
High School Class (labeled by graduation year)	Includes all students who graduated high school between September 1 of the previous year and August 31 of the graduation calendar year.
Academic Year	Defined as any collegiate enrollment that occurs between August 15 of one year and August 14 of the following calendar year.
Institutional Level	Indicates the level of degree predominantly offered by the institution (i.e. two-year or four-year).
Institutional Type	Indicates whether the institution is controlled publically or by a private entity.
Institutional Location	Indicates if an institution is in-state or out-of-state based on the comparison between the states where the institution and the high school are located.
Demographic Packet	A packet of reports for many of the same outcomes described above but stratified by the Demographic data elements you provided in your Diploma or Request file, if any.The Demographic data elements are: Gender,Ethnicity,Economic Disadvantage indicator,Disability indicator,English Language Learner.
Academic Packet	A packet of reports for many of the same outcomes described above but stratified by the Academic data elements you provided in your Diploma or Request file, if any.The Academic data elements are: Math Assessment 8th grade and high school,English Assessment 8th grade and high school,Dual Enrollment indicator and Number of Semester of Match completed.

*Revised in Spring 2016 to display the recent high school class even though the full time period has not elapsed
**Institutions that participate in the Clearinghouse represent more that 98% of the nation's two- and four-year postsecondary enrollment.Students who are enrolled in postsecondary institutions that do not participate in the Clearinghouse are not in the Clearinhouse database.

NATIONAL STUDENT CLEARINGHOUSE®

©2012 National Student Clearinghouse. All rights reserved.