NATIONAL STUDENT CLEARINGHOUSE®

StudentTracker® for High Schools

Aggregate Report

Prepared for
Hialeah-Miami Lakes Senior High

ACT Code: 100664

NATIONAL STUDENT CLEARINGHOUSE®

©2012 National Student Clearinghouse. All rights reserved.

Percent of Students Enrolled in College the Fall Immediately After High School

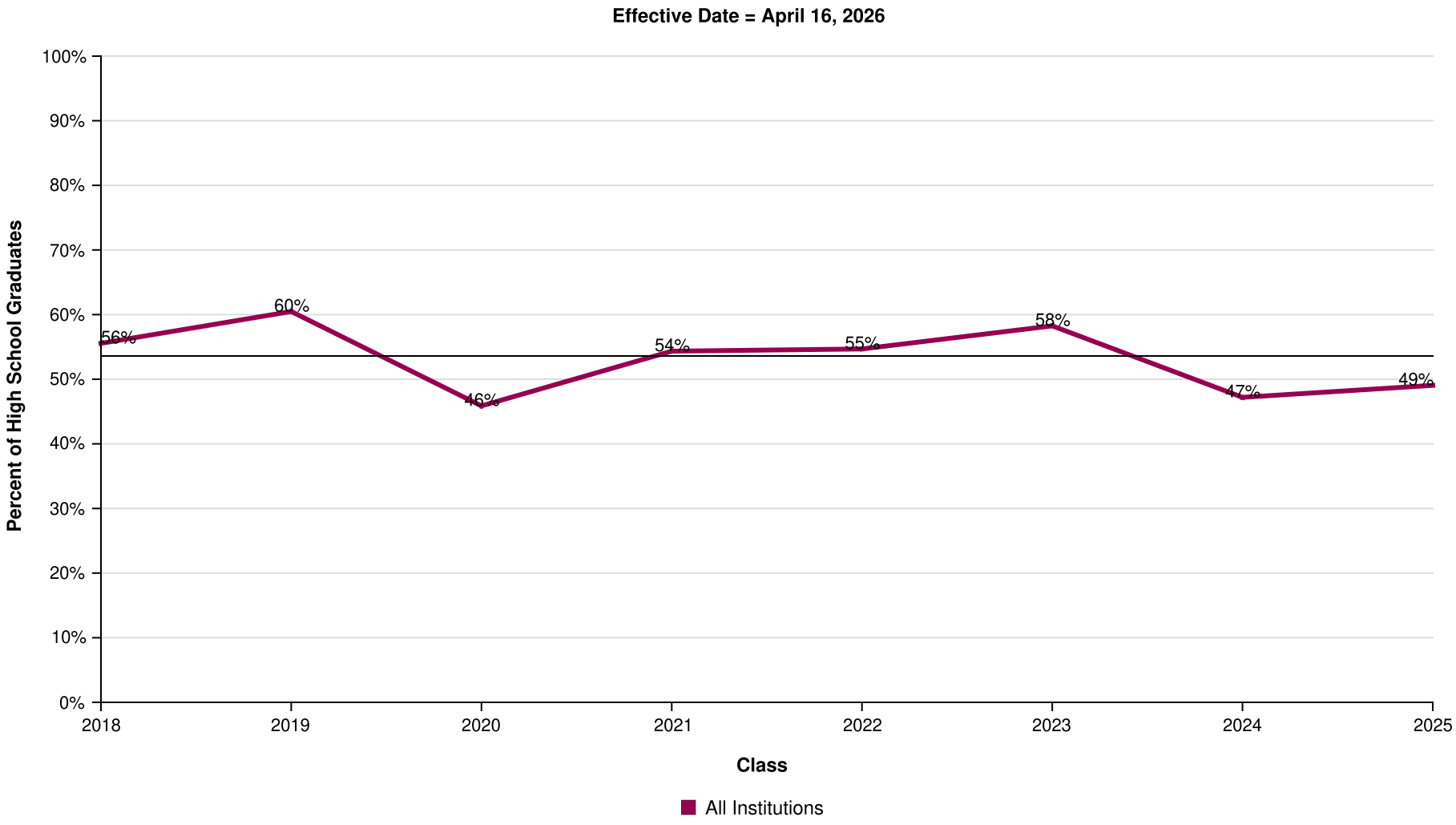

AVG = 53%

Hialeah-Miami Lakes Senior High

NATIONAL STUDENT CLEARINGHOUSE

©2012 National Student Clearinghouse. All rights reserved.

Percent of Students Enrolled in College the Fall Immediately After High School by Institutional Type

Effective Date = April 16, 2026

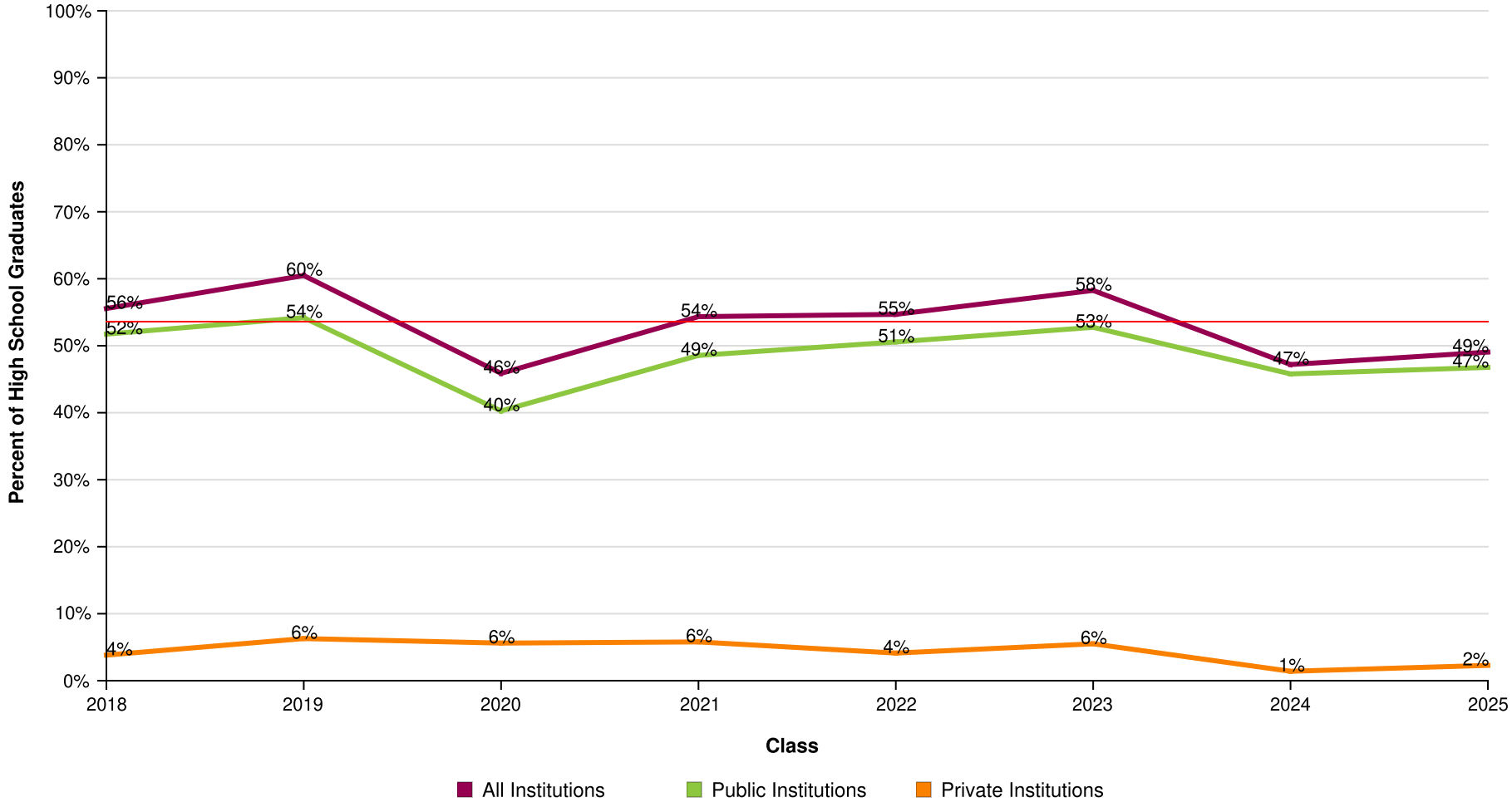

AVG = 53%

Hialeah-Miami Lakes Senior High

Report Run Date: 05/22/2026 02:24 PM

NATIONAL STUDENT CLEARINGHOUSE

©2012 National Student Clearinghouse. All rights reserved.

Percent of Students Enrolled in College the Fall Immediately After High School by Institutional Level

Effective Date = April 16, 2026

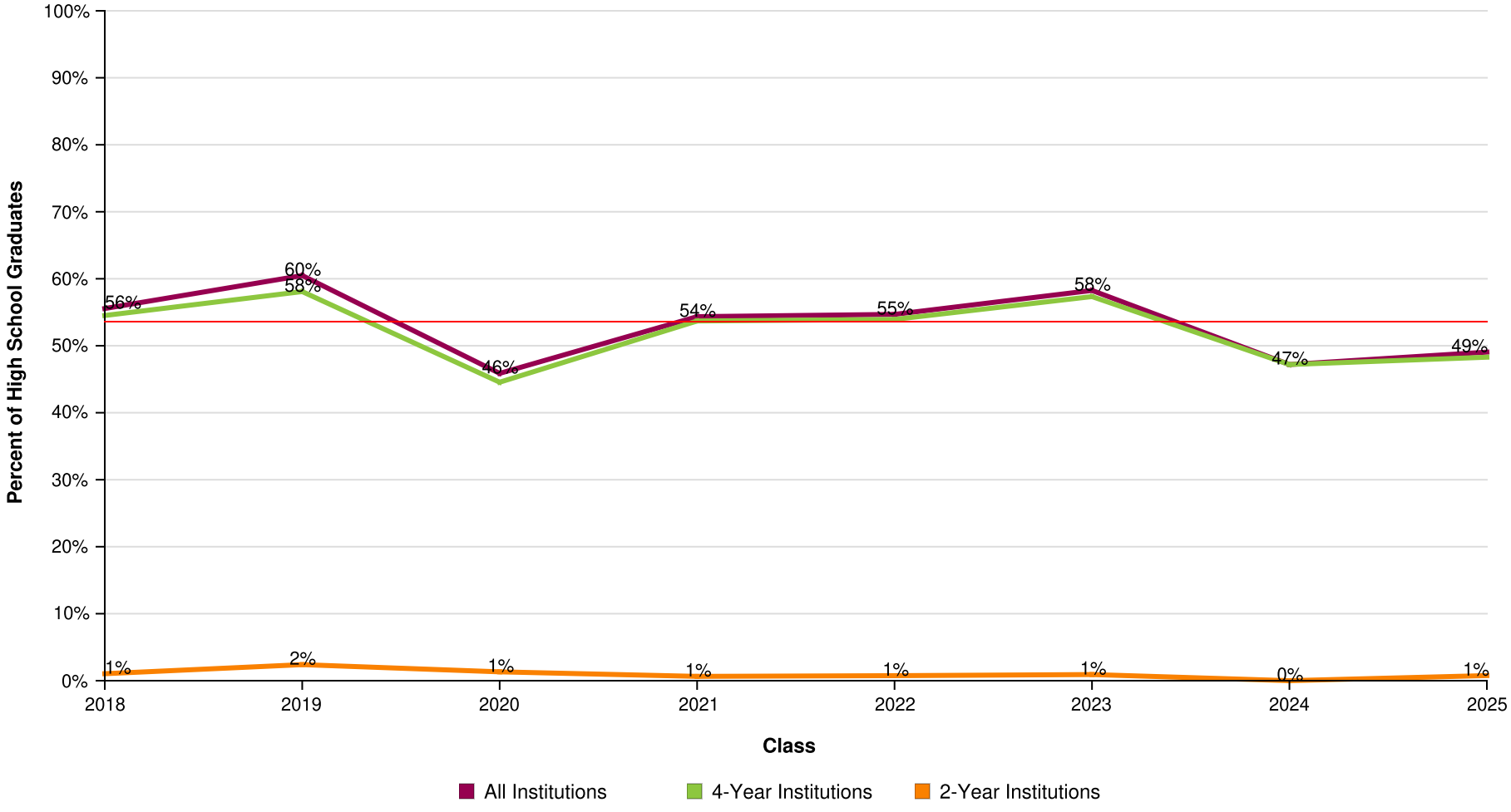

AVG = 53%

Hialeah-Miami Lakes Senior High

Report Run Date: 05/22/2026 02:24 PM

NATIONAL STUDENT CLEARINGHOUSE®

©2012 National Student Clearinghouse. All rights reserved.

Percent of Students Enrolled in College the Fall Immediately After High School by Institutional Location

Effective Date = April 16, 2026

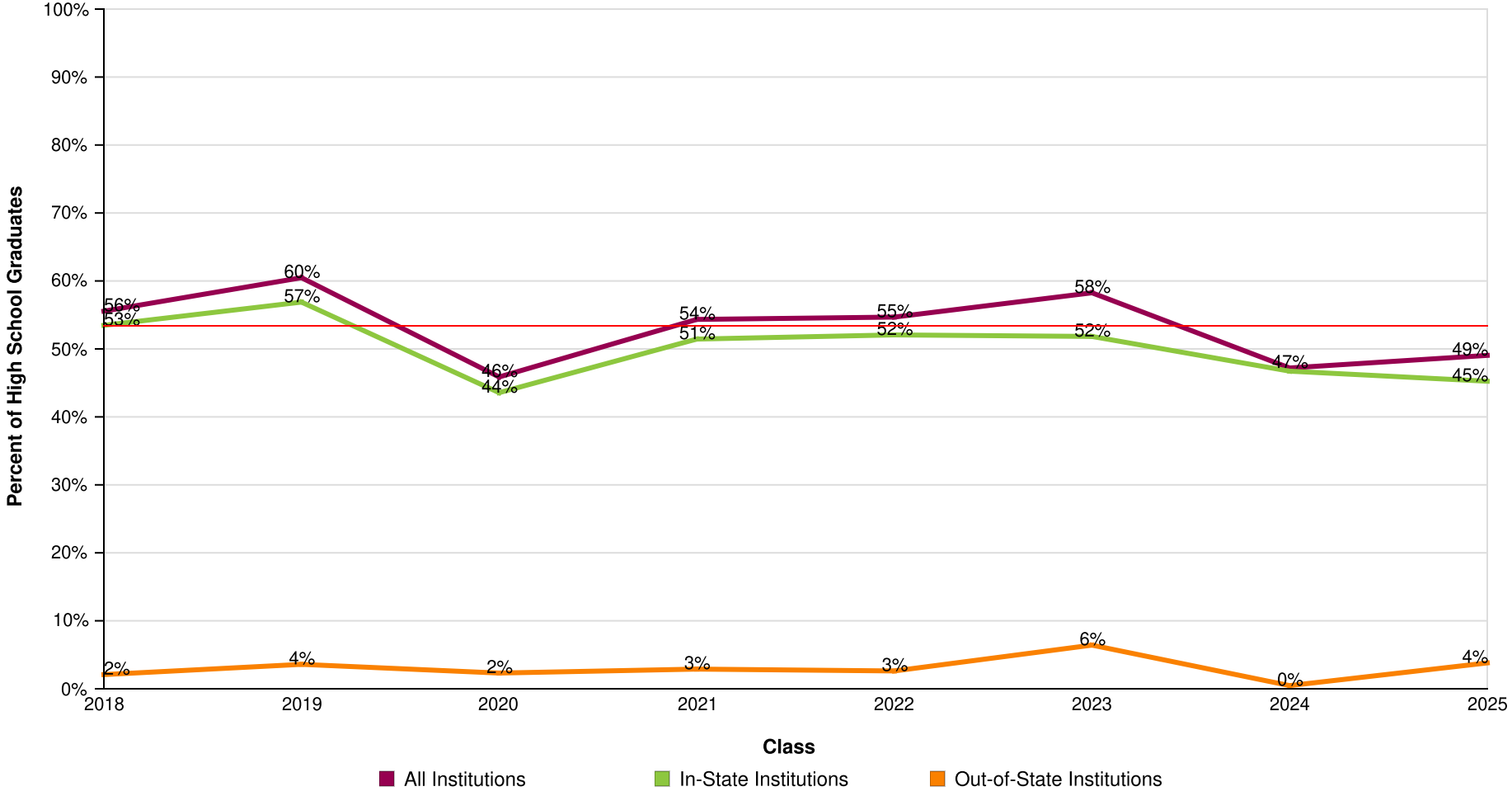

AVG = 53%

Hialeah-Miami Lakes Senior High

Report Run Date: 05/22/2026 02:24 PM

NATIONAL STUDENT CLEARINGHOUSE

©2012 National Student Clearinghouse. All rights reserved.

Count of Students Enrolled in College the Fall Immediately After High School

Effective Date = April 16, 2026

Class of	2018	2019	2020	2021	2022	2023	2024	2025
Total in the Class	288	334	303	311	267	218	214	263
Total Enrolled	160	202	139	169	146	127	101	129
Total in Public	149	181	122	151	135	115	98	123
Total in Private	11	21	17	18	11	12	3	6
Total in 4-Year	157	194	135	167	144	125	101	127
Total in 2-Year	3	8	4	2	2	2	0	2
Total In-State	154	190	132	160	139	113	100	119
Total Out-of-State	6	12	7	9	7	14	1	10

NATIONAL STUDENT CLEARINGHOUSE®

©2012 National Student Clearinghouse. All rights reserved.

Percent of Students Enrolled in College at Any Time During the First Year After High School

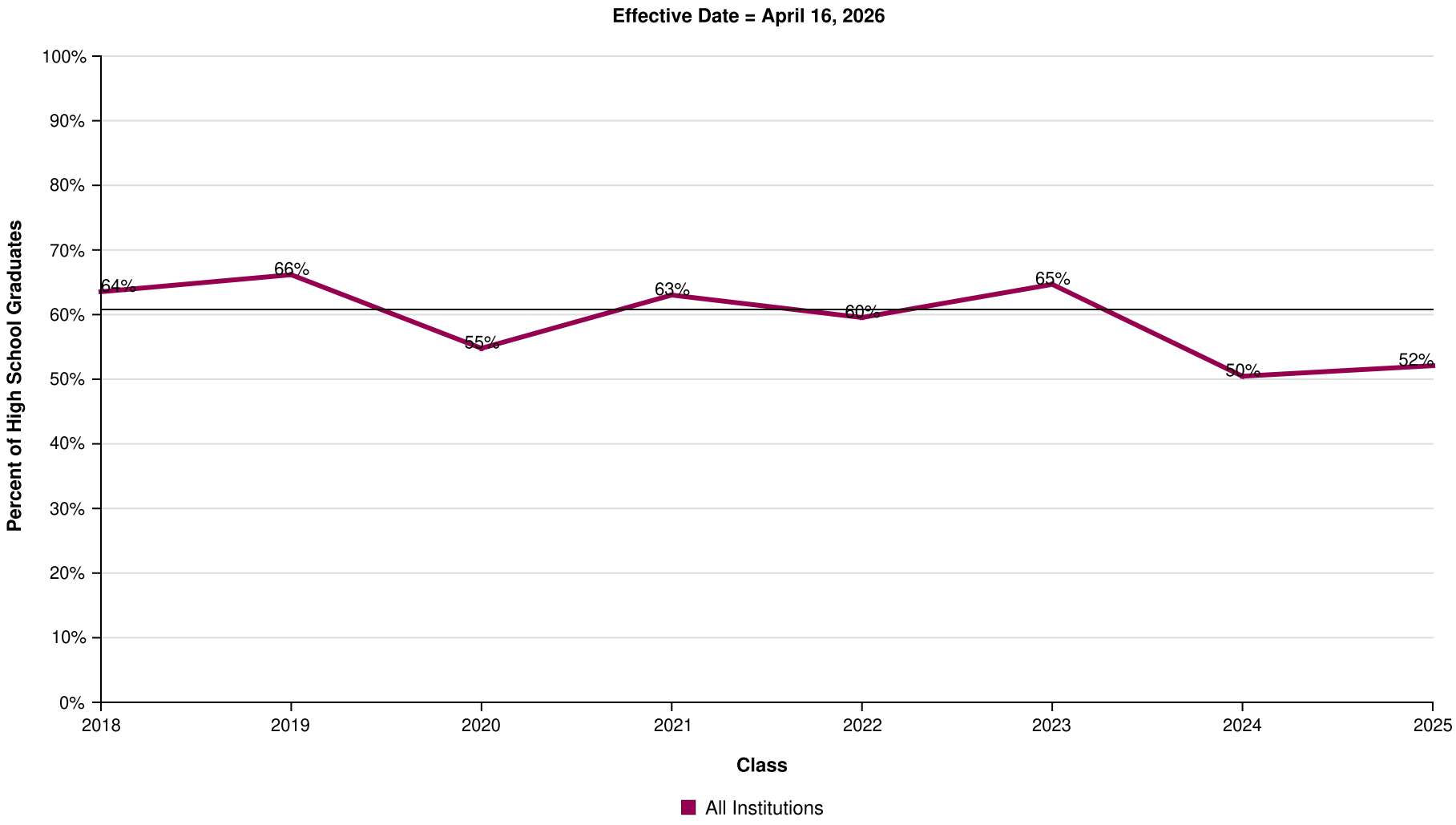

AVG = 61%

Hialeah-Miami Lakes Senior High

NATIONAL STUDENT CLEARINGHOUSE

©2012 National Student Clearinghouse. All rights reserved.

Percent of Students Enrolled in College at Any Time During the First Year After High School by Institutional Type

Effective Date = April 16, 2026

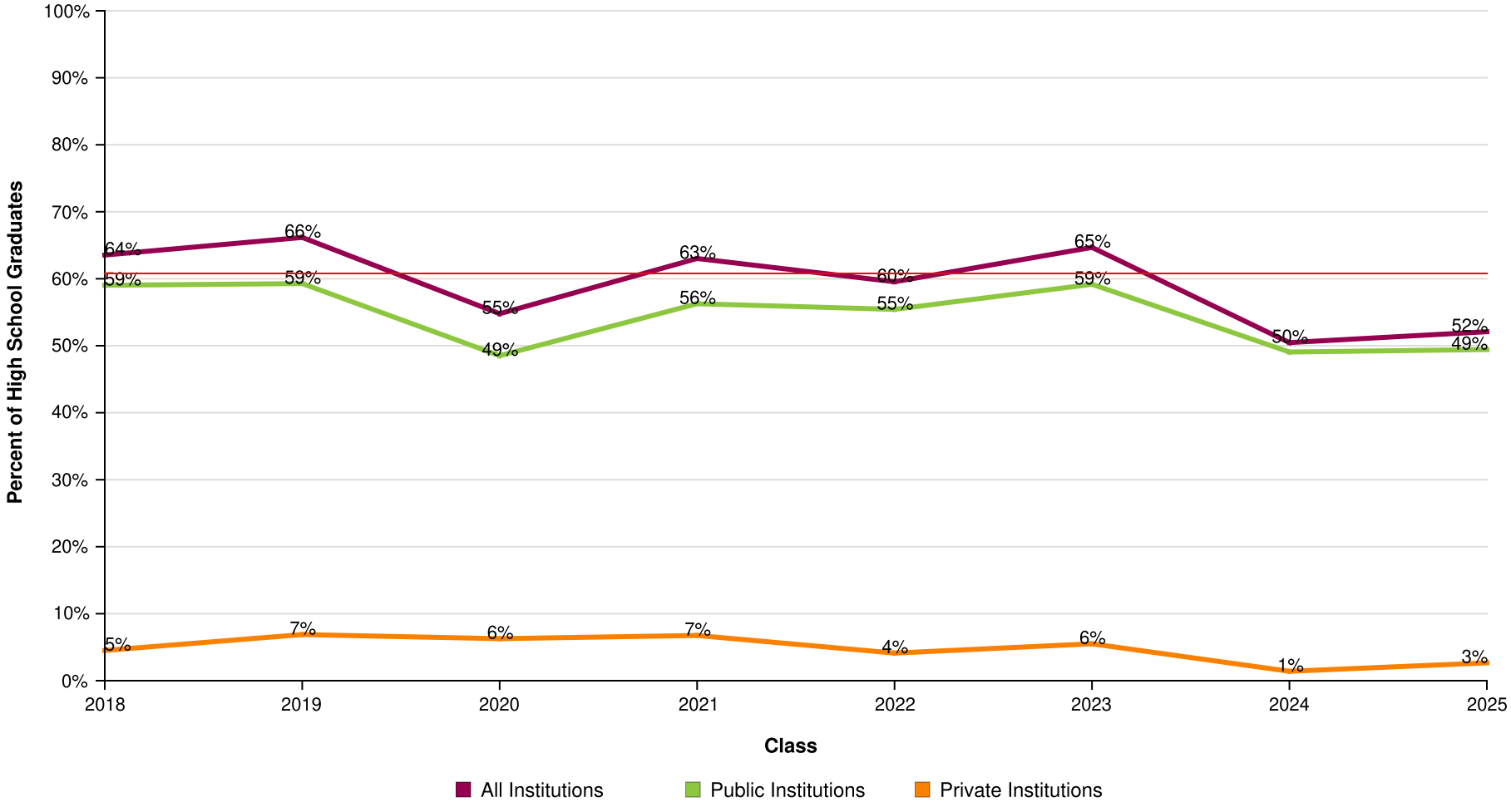

AVG = 61%

Hialeah-Miami Lakes Senior High

NATIONAL STUDENT CLEARINGHOUSE

©2012 National Student Clearinghouse. All rights reserved.

Percent of Students Enrolled in College at Any Time During the First Year After High School by Institutional Level

Effective Date = April 16, 2026

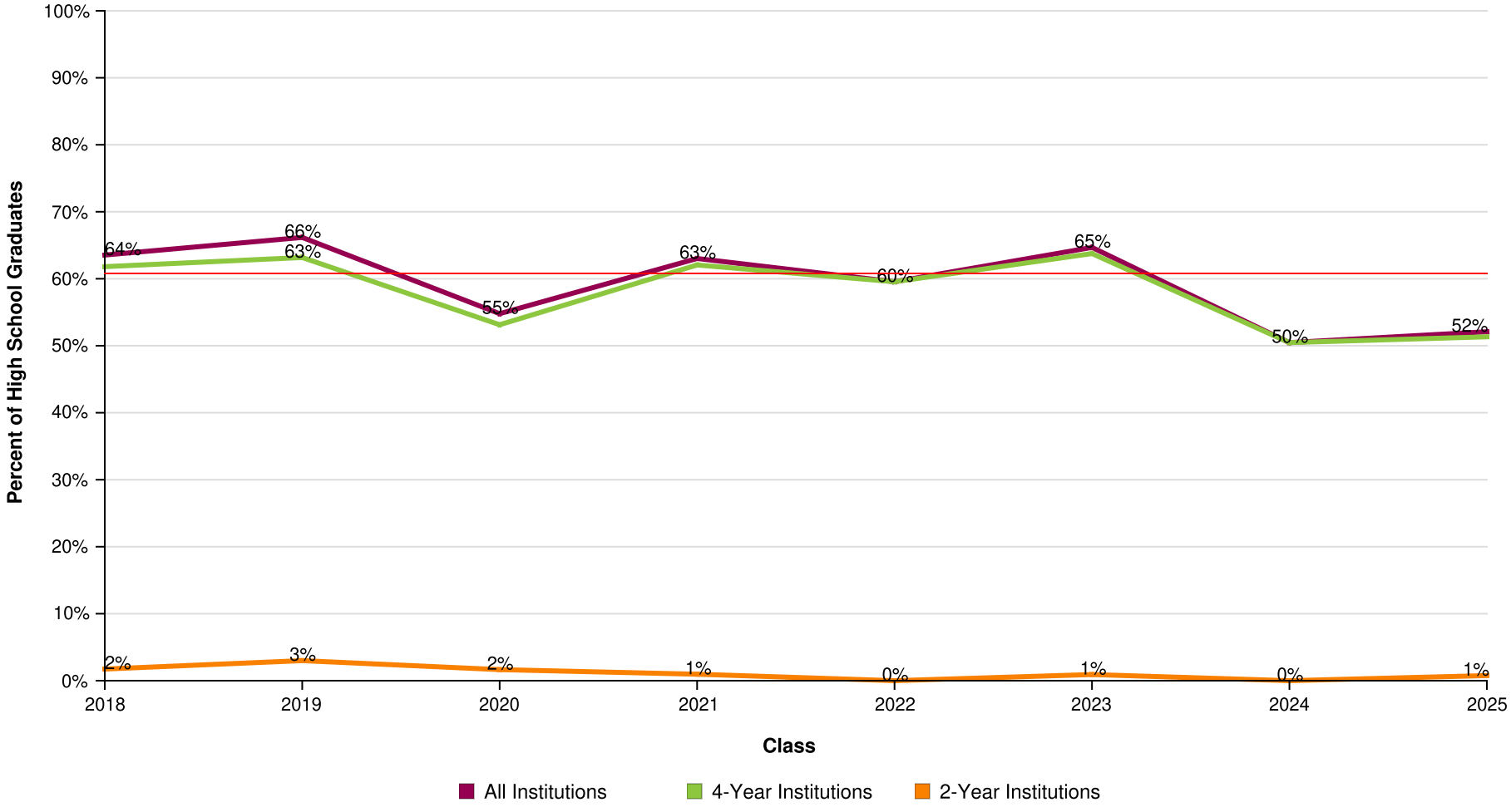

AVG = 61%

Hialeah-Miami Lakes Senior High

Report Run Date: 05/22/2026 02:24 PM

NATIONAL STUDENT CLEARINGHOUSE

©2012 National Student Clearinghouse. All rights reserved.

Percent of Students Enrolled in College at Any Time During the First Year After High School by Institutional Location

Effective Date = April 16, 2026

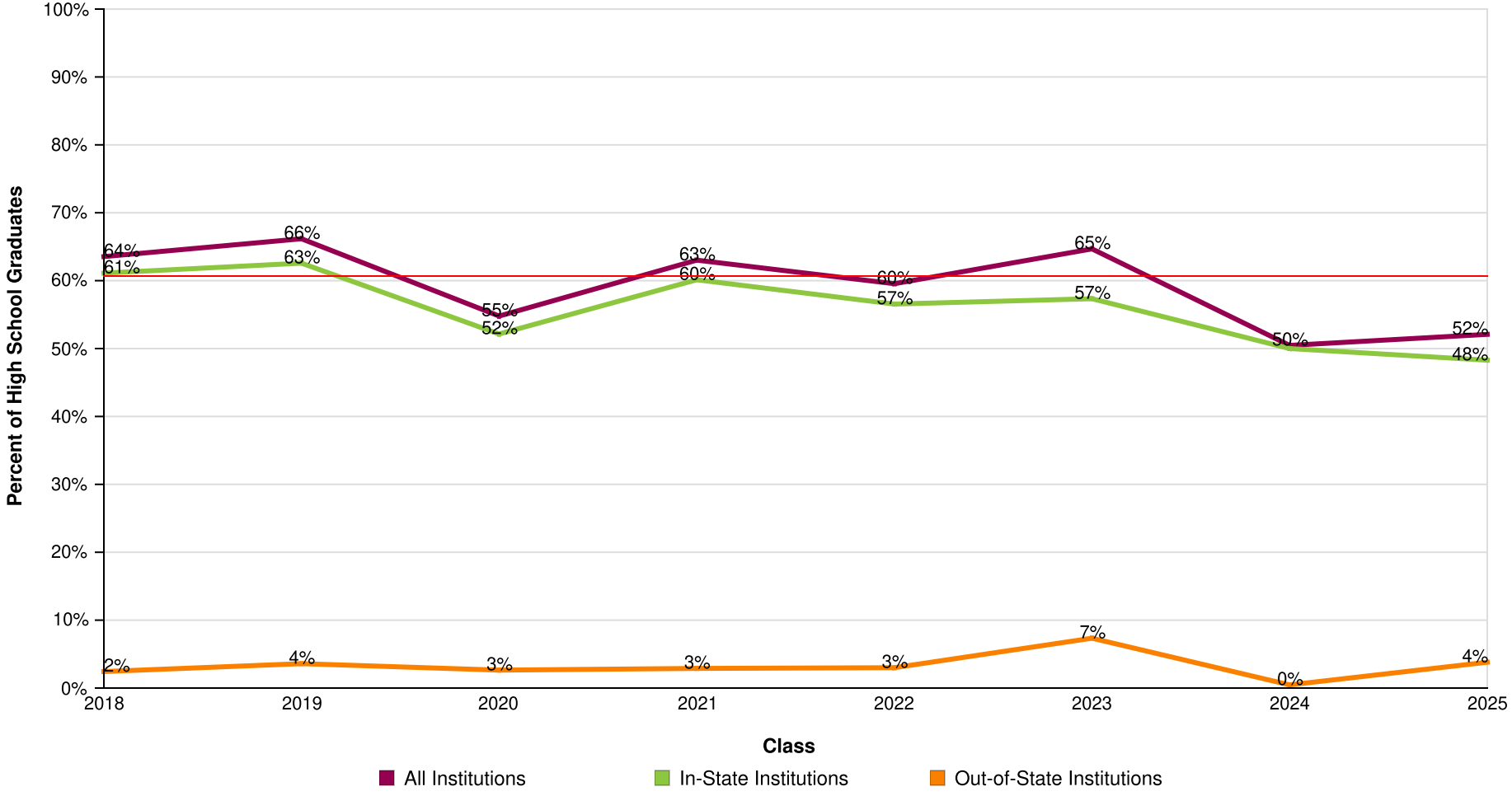

AVG = 61%

Hialeah-Miami Lakes Senior High

Report Run Date: 05/22/2026 02:24 PM

NATIONAL STUDENT CLEARINGHOUSE

©2012 National Student Clearinghouse. All rights reserved.

Count of Students Enrolled in College at Any Time During the First Year After High School

Effective Date = April 16, 2026

Class of	2018	2019	2020	2021	2022	2023	2024	2025
Total in the Class	288	334	303	311	267	218	214	263
Total Enrolled	183	221	166	196	159	141	108	137
Total in Public	170	198	147	175	148	129	105	130
Total in Private	13	23	19	21	11	12	3	7
Total in 4-Year	178	211	161	193	159	139	108	135
Total in 2-Year	5	10	5	3	0	2	0	2
Total In-State	176	209	158	187	151	125	107	127
Total Out-Of-State	7	12	8	9	8	16	1	10

NATIONAL STUDENT CLEARINGHOUSE®

©2012 National Student Clearinghouse. All rights reserved.

Percent of Students Enrolled in College at Any Time During the First Two Years After High School

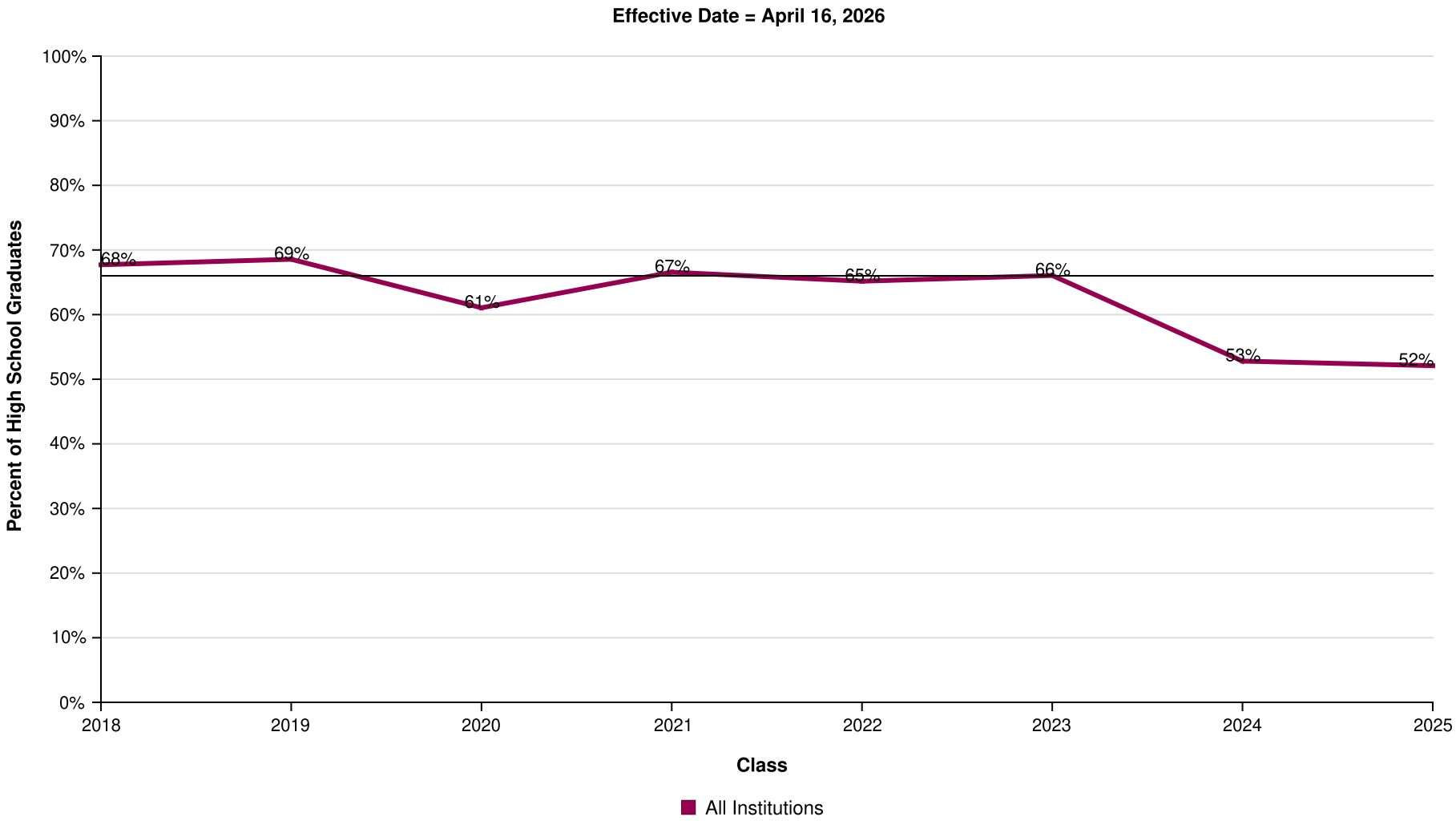

AVG = 66%

Hialeah-Miami Lakes Senior High

Report Run Date: 05/22/2026 02:24 PM

NATIONAL STUDENT CLEARINGHOUSE

©2012 National Student Clearinghouse. All rights reserved.

Percent of Students Enrolled in College at Any Time During the First Two Years After High School by Institutional Type

Effective Date = April 16, 2026

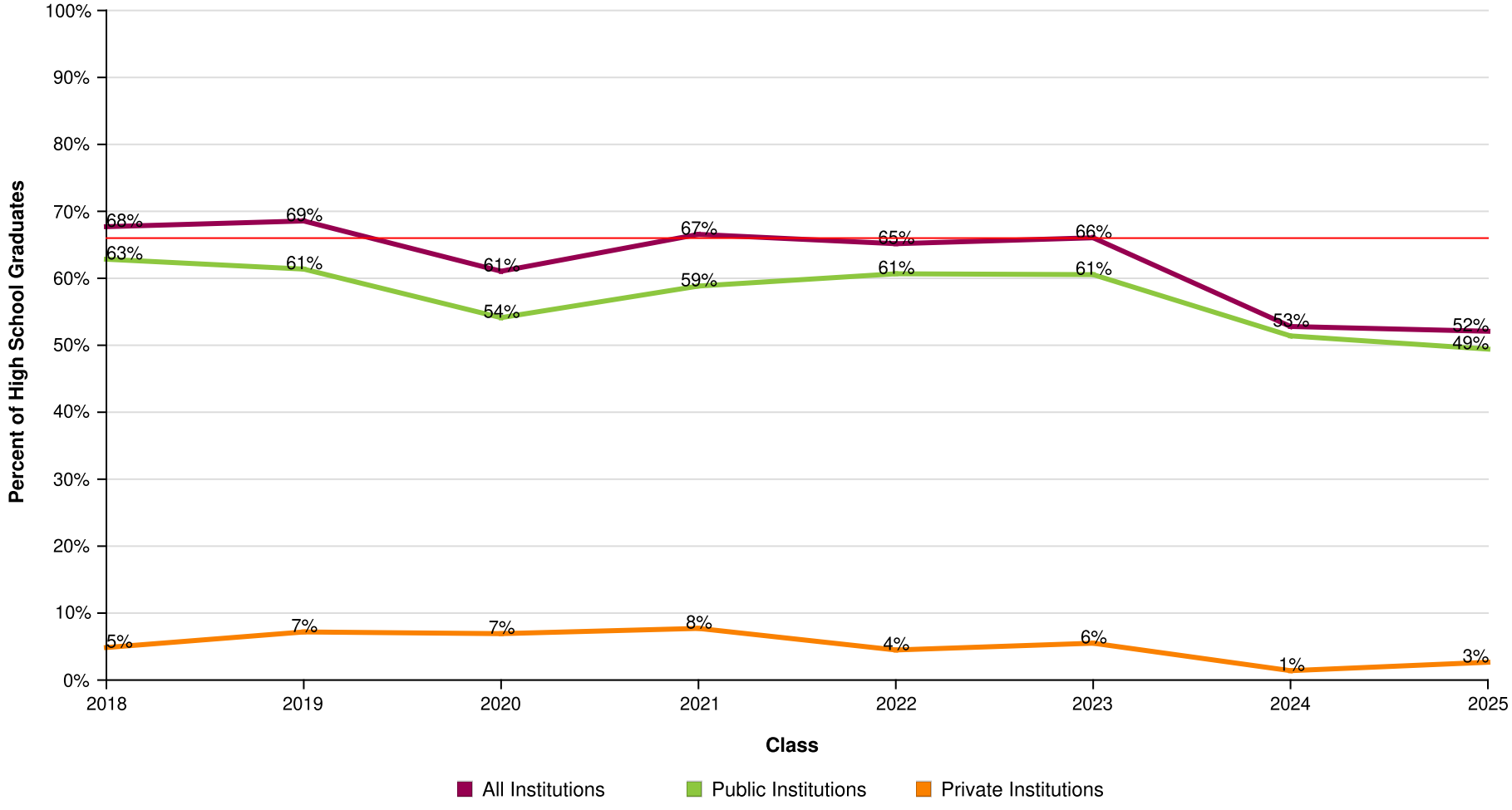

AVG = 66%

Hialeah-Miami Lakes Senior High

Report Run Date: 05/22/2026 02:24 PM

NATIONAL STUDENT CLEARINGHOUSE

©2012 National Student Clearinghouse. All rights reserved.

Percent of Students Enrolled in College at Any Time During the First Two Years After High School by Institutional Level

Effective Date = April 16, 2026

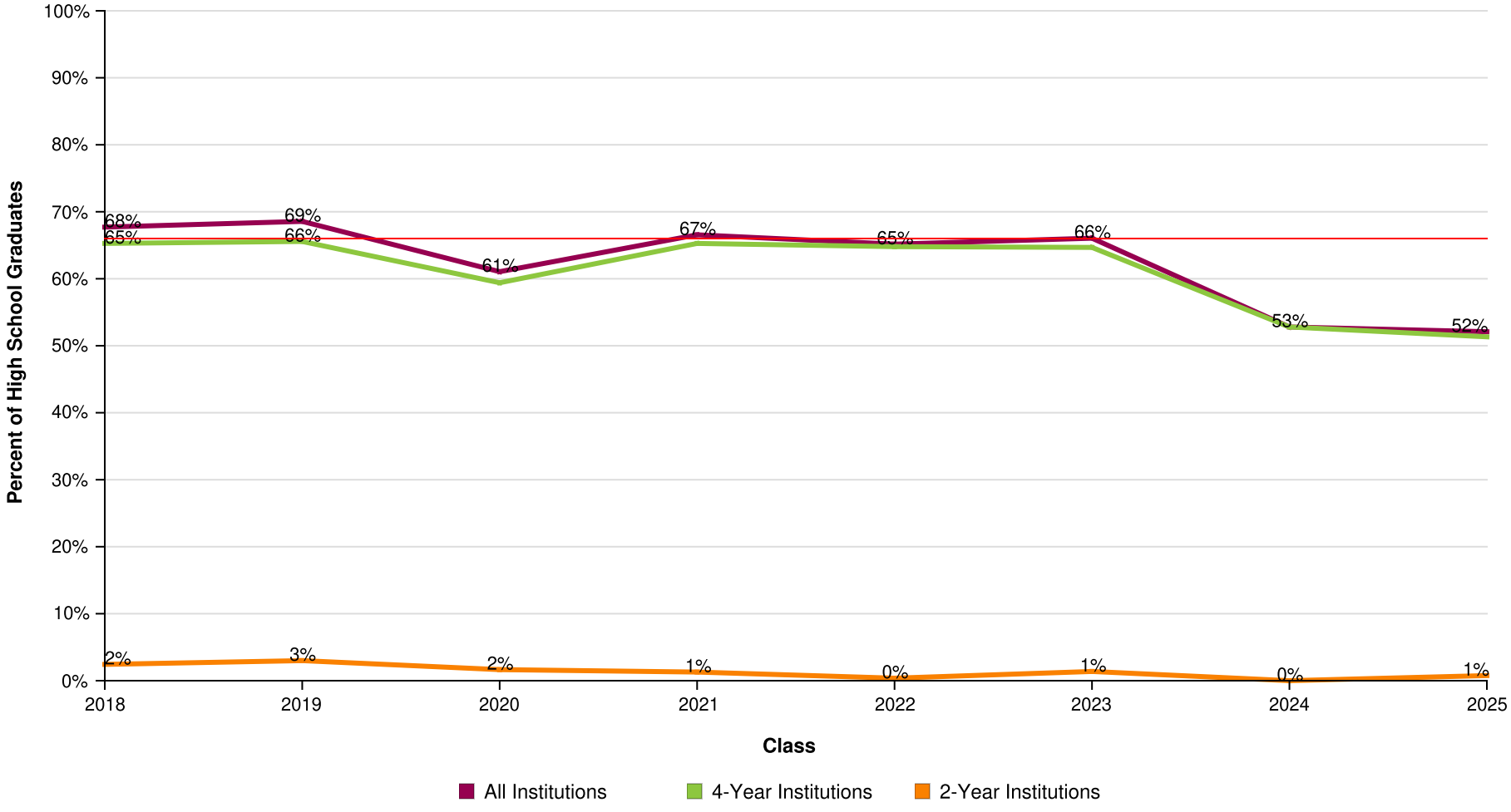

AVG = 66%

Hialeah-Miami Lakes Senior High

Report Run Date: 05/22/2026 02:24 PM

NATIONAL STUDENT CLEARINGHOUSE

©2012 National Student Clearinghouse. All rights reserved.

Percent of Students Enrolled in College at Any Time During the First Two Years After High School by Institutional Location

Effective Date = April 16, 2026

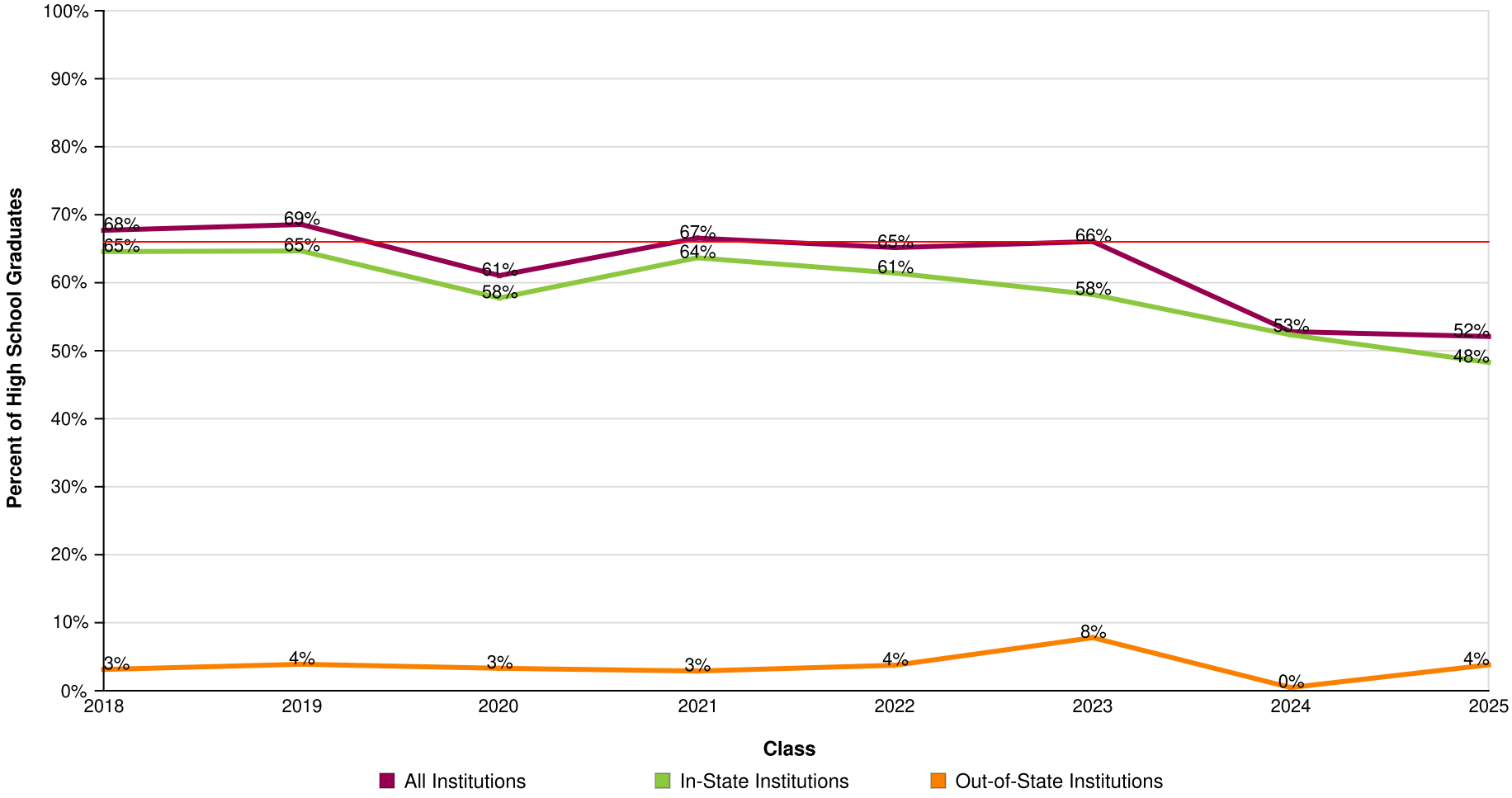

AVG = 66%

Hialeah-Miami Lakes Senior High

Report Run Date: 05/22/2026 02:24 PM

NATIONAL STUDENT CLEARINGHOUSE

©2012 National Student Clearinghouse. All rights reserved.

Count of Students Enrolled in College at Any Time During the First Two Years After High School

Effective Date = April 16, 2026

Class of	2018	2019	2020	2021	2022	2023	2024	2025
Total in the Class	288	334	303	311	267	218	214	263
Total Enrolled	195	229	185	207	174	144	113	137
Total in Public	181	205	164	183	162	132	110	130
Total in Private	14	24	21	24	12	12	3	7
Total in 4-Year	188	219	180	203	173	141	113	135
Total in 2-Year	7	10	5	4	1	3	0	2
Total In-State	186	216	175	198	164	127	112	127
Total Out-of-State	9	13	10	9	10	17	1	10

NATIONAL STUDENT CLEARINGHOUSE®

©2012 National Student Clearinghouse. All rights reserved.

Percent of Students Enrolled in College the First Year After High School Who Returned for a Second Year (Freshman to Sophomore Persistence)

Effective Date = April 16, 2026

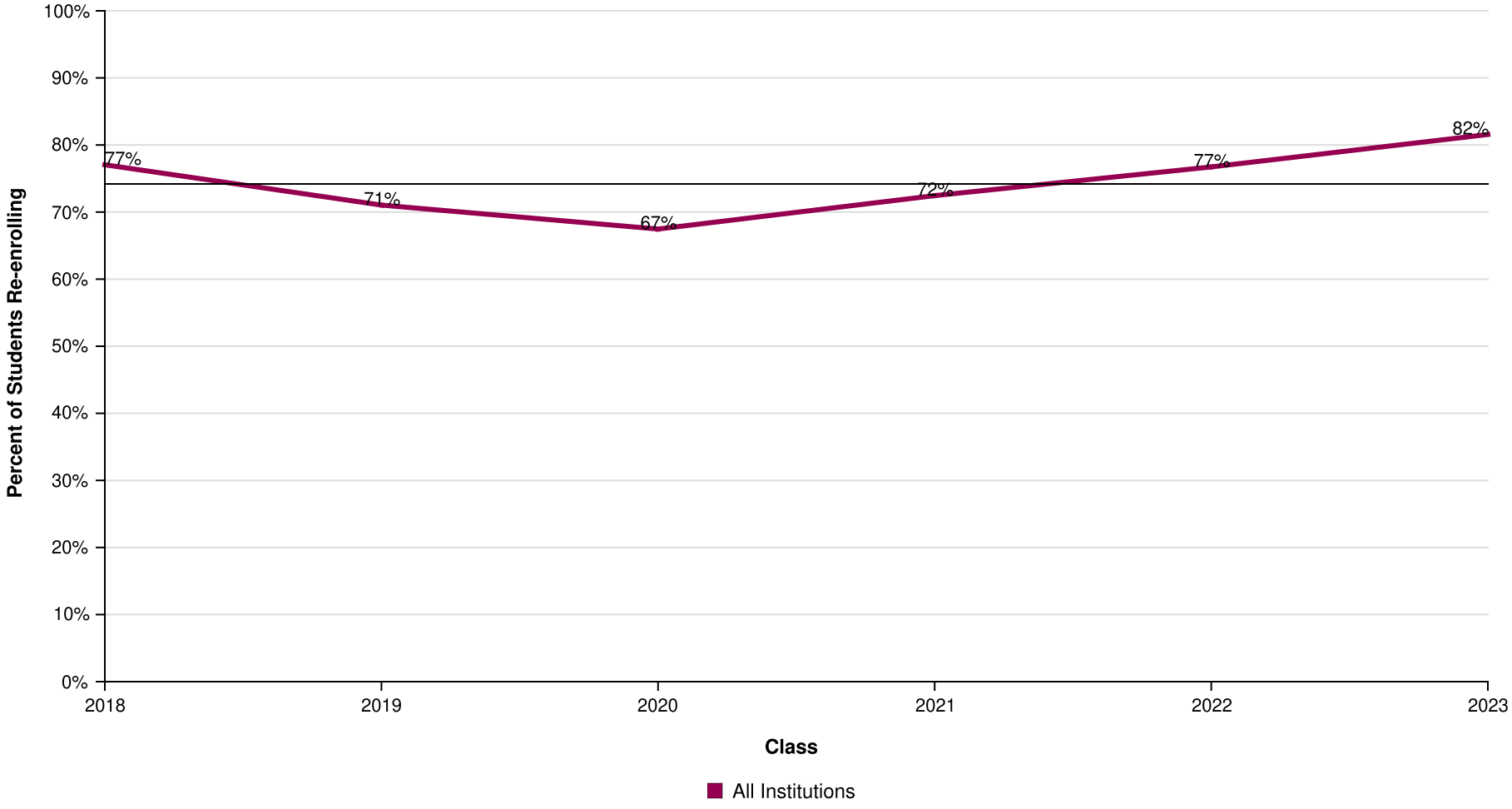

AVG = 74%

Hialeah-Miami Lakes Senior High

Report Run Date: 05/22/2026 02:24 PM

NATIONAL STUDENT CLEARINGHOUSE

©2012 National Student Clearinghouse. All rights reserved.

Percent of Students Enrolled in College the First Year After High School Who Returned for a Second Year (Freshman to Sophomore Persistence) by Institutional Type

Effective Date = April 16, 2026

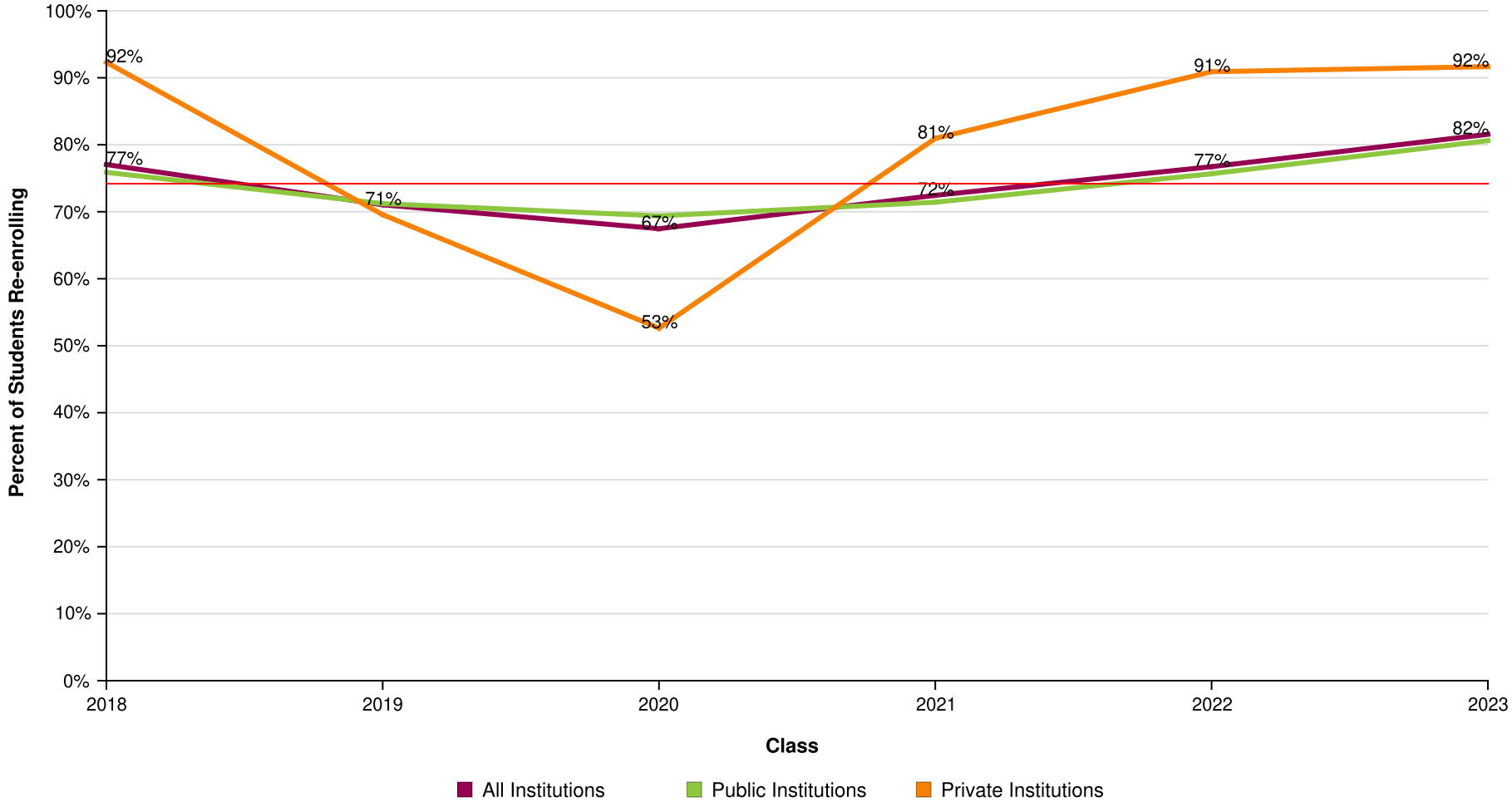

AVG = 74%

Hialeah-Miami Lakes Senior High

Report Run Date: 05/22/2026 02:24 PM

NATIONAL STUDENT CLEARINGHOUSE

©2012 National Student Clearinghouse. All rights reserved.

Percent of Students Enrolled in College the First Year After High School Who Returned for a Second Year (Freshman to Sophomore Persistence) by Institutional Level

Effective Date = April 16, 2026

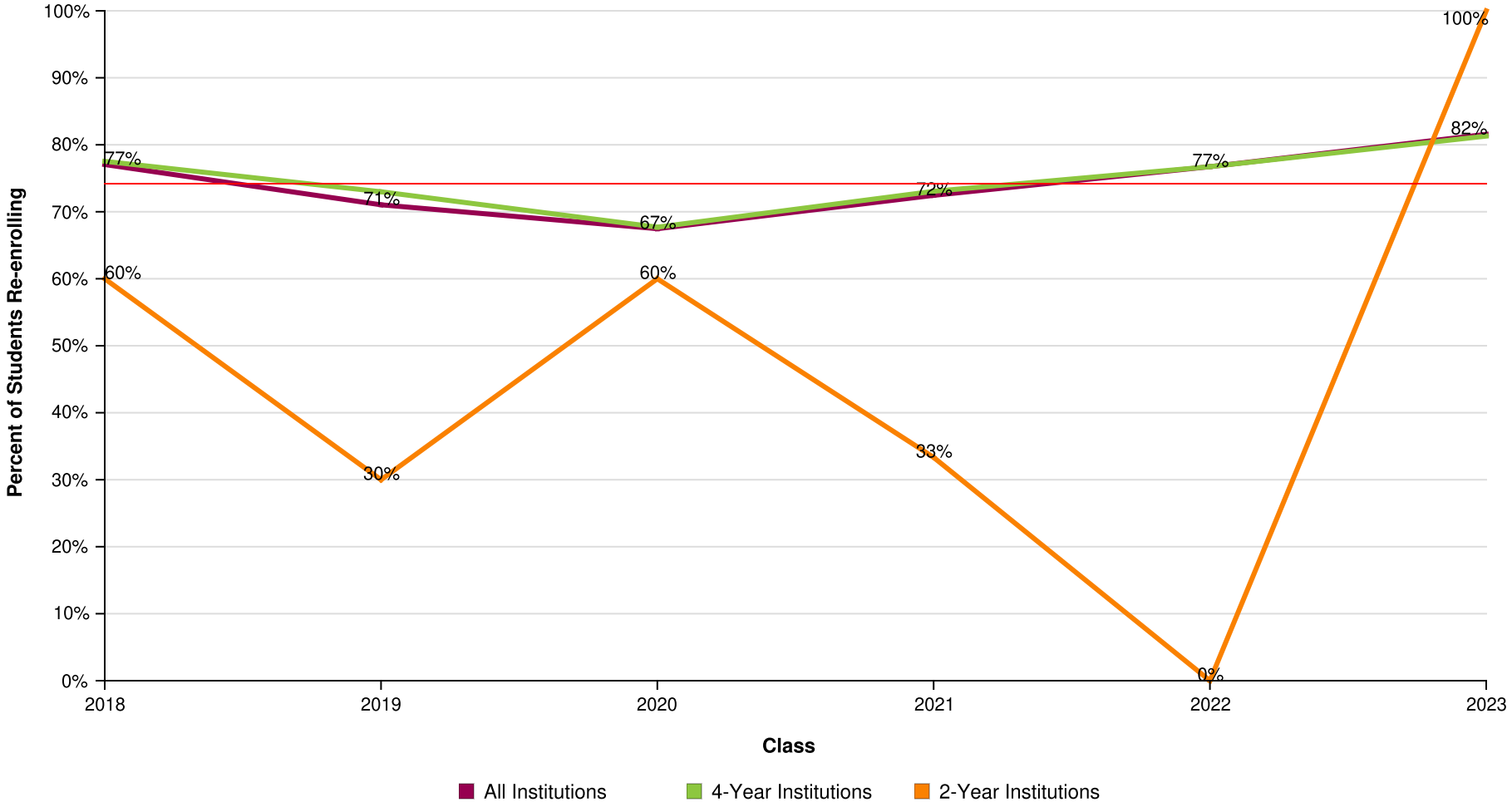

AVG = 74%

Hialeah-Miami Lakes Senior High

Report Run Date: 05/22/2026 02:24 PM

NATIONAL STUDENT CLEARINGHOUSE

©2012 National Student Clearinghouse. All rights reserved.

Percent of Students Enrolled in College the First Year After High School Who Returned for a Second Year (Freshman to Sophomore Persistence) by Institutional Location

Effective Date = April 16, 2026

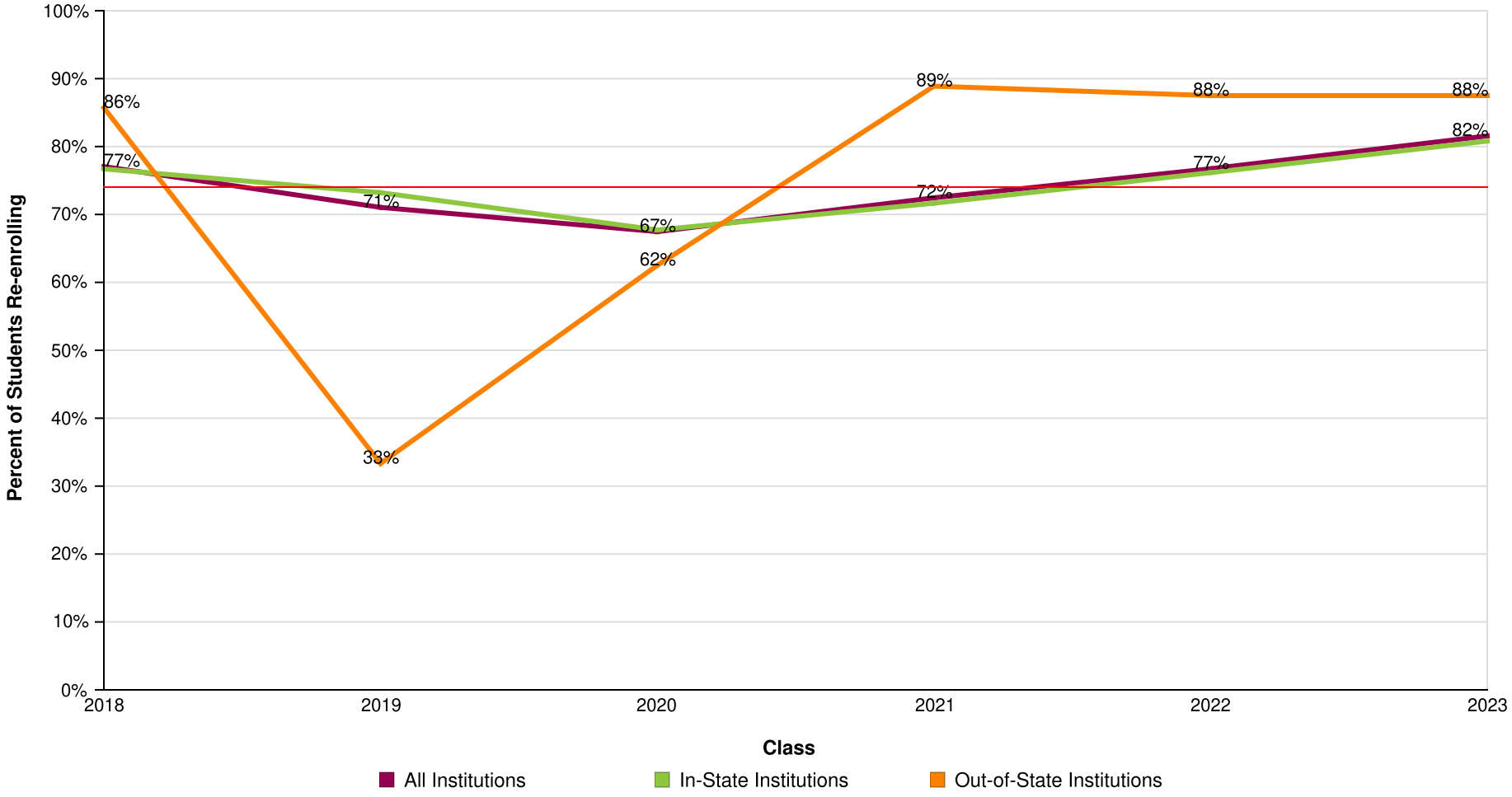

AVG = 74%

Hialeah-Miami Lakes Senior High

Report Run Date: 05/22/2026 02:24 PM

NATIONAL STUDENT CLEARINGHOUSE

©2012 National Student Clearinghouse. All rights reserved.

Count of Students Enrolled in College the First Year After High School Who Returned for a Second Year (Freshman to Sophomore Persistence)

Effective Date = April 16, 2026

Class of	2018	2019	2020	2021	2022	2023
Total in the Class	288	334	303	311	267	218
Enrolled Anywhere 1st Year	183	221	166	196	159	141
Enrolled Anywhere 2nd Year	141	157	112	142	122	115
In Public 1st Year	170	198	147	175	148	129
Enrolled Anywhere 2nd Year	129	141	102	125	112	104
In Private 1st Year	13	23	19	21	11	12
Enrolled Anywhere 2nd Year	12	16	10	17	10	11
In 4-Year 1st Year	178	211	161	193	159	139
Enrolled Anywhere 2nd Year	138	154	109	141	122	113
In 2-Year 1st Year	5	10	5	3	0	2
Enrolled Anywhere 2nd Year	3	3	3	1	0	2
In-State 1st Year	176	209	158	187	151	125
Enrolled Anywhere 2nd Year	135	153	107	134	115	101
Out-of-State 1st Year	7	12	8	9	8	16
Enrolled Anywhere 2nd Year	6	4	5	8	7	14

NATIONAL STUDENT CLEARINGHOUSE

©2012 National Student Clearinghouse. All rights reserved.

Percent of High School Class Who Completed a Degree Within Six Years

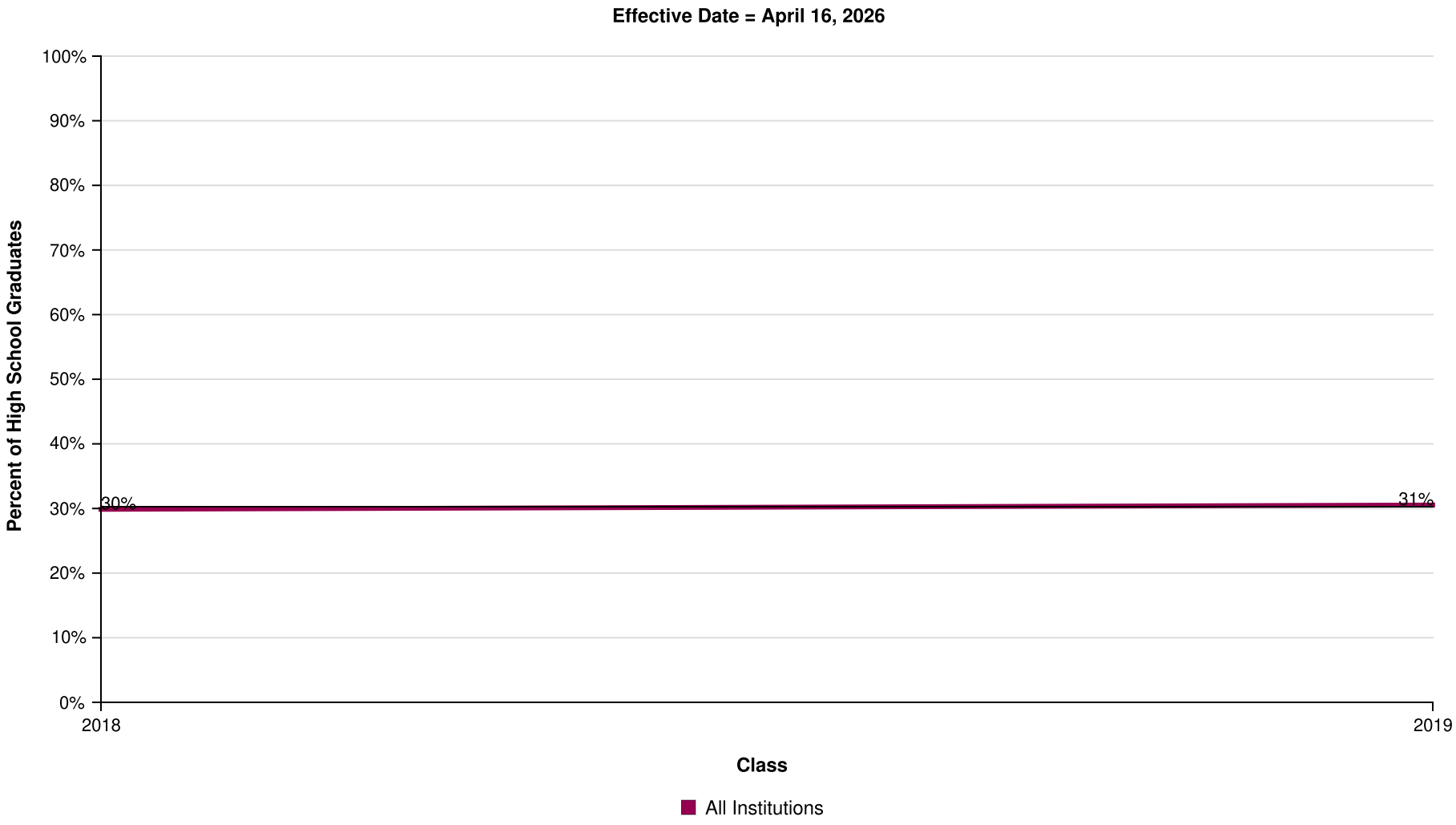

AVG = 30%

Hialeah-Miami Lakes Senior High

Report Run Date: 05/22/2026 02:24 PM

NATIONAL STUDENT CLEARINGHOUSE

©2012 National Student Clearinghouse. All rights reserved.

Percent of High School Class Who Completed a Degree Within Six Years by Institutional Type

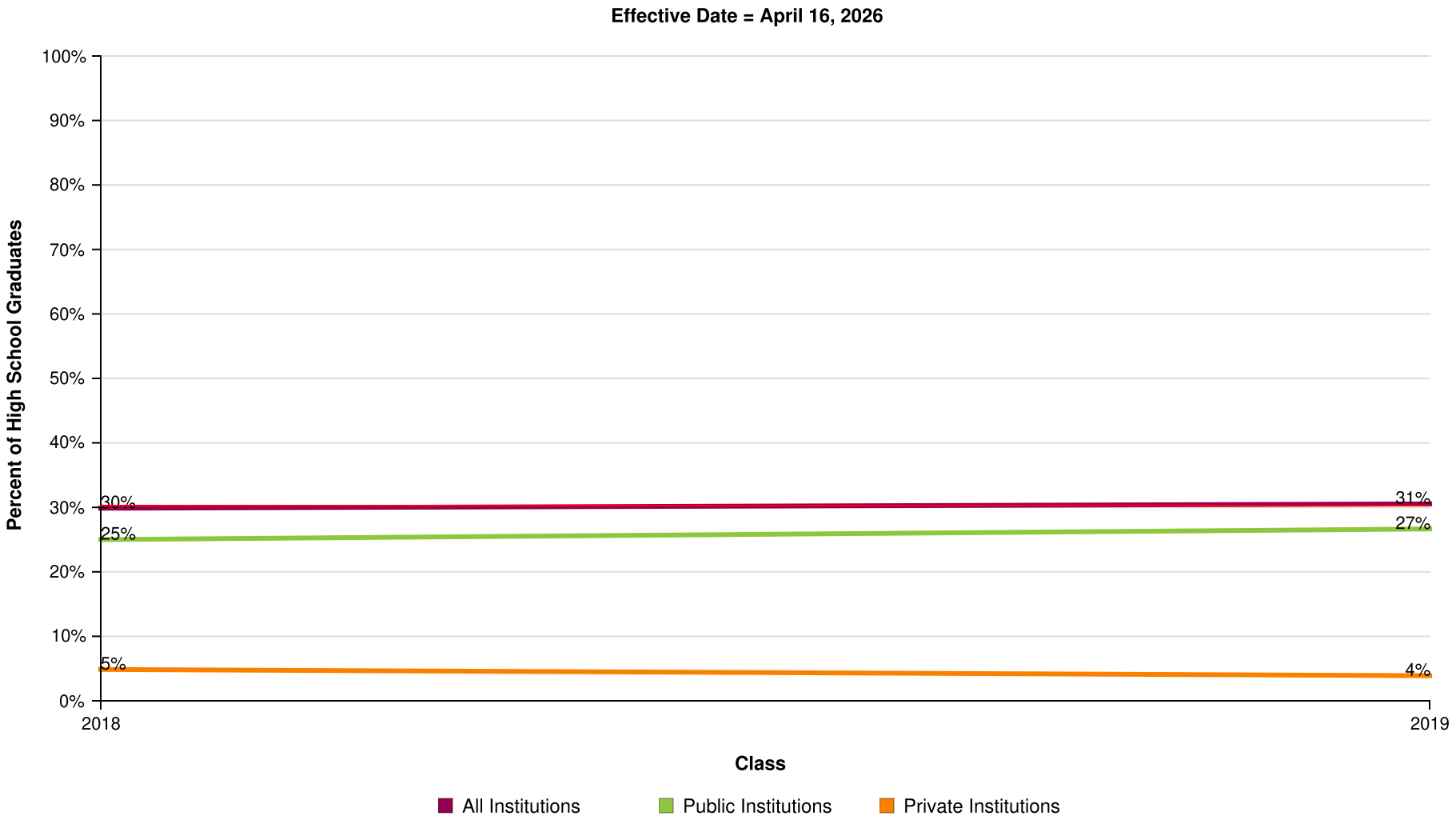

AVG = 30%

Hialeah-Miami Lakes Senior High

NATIONAL STUDENT CLEARINGHOUSE

©2012 National Student Clearinghouse. All rights reserved.

Percent of High School Class Who Completed a Degree Within Six Years by Institutional Level

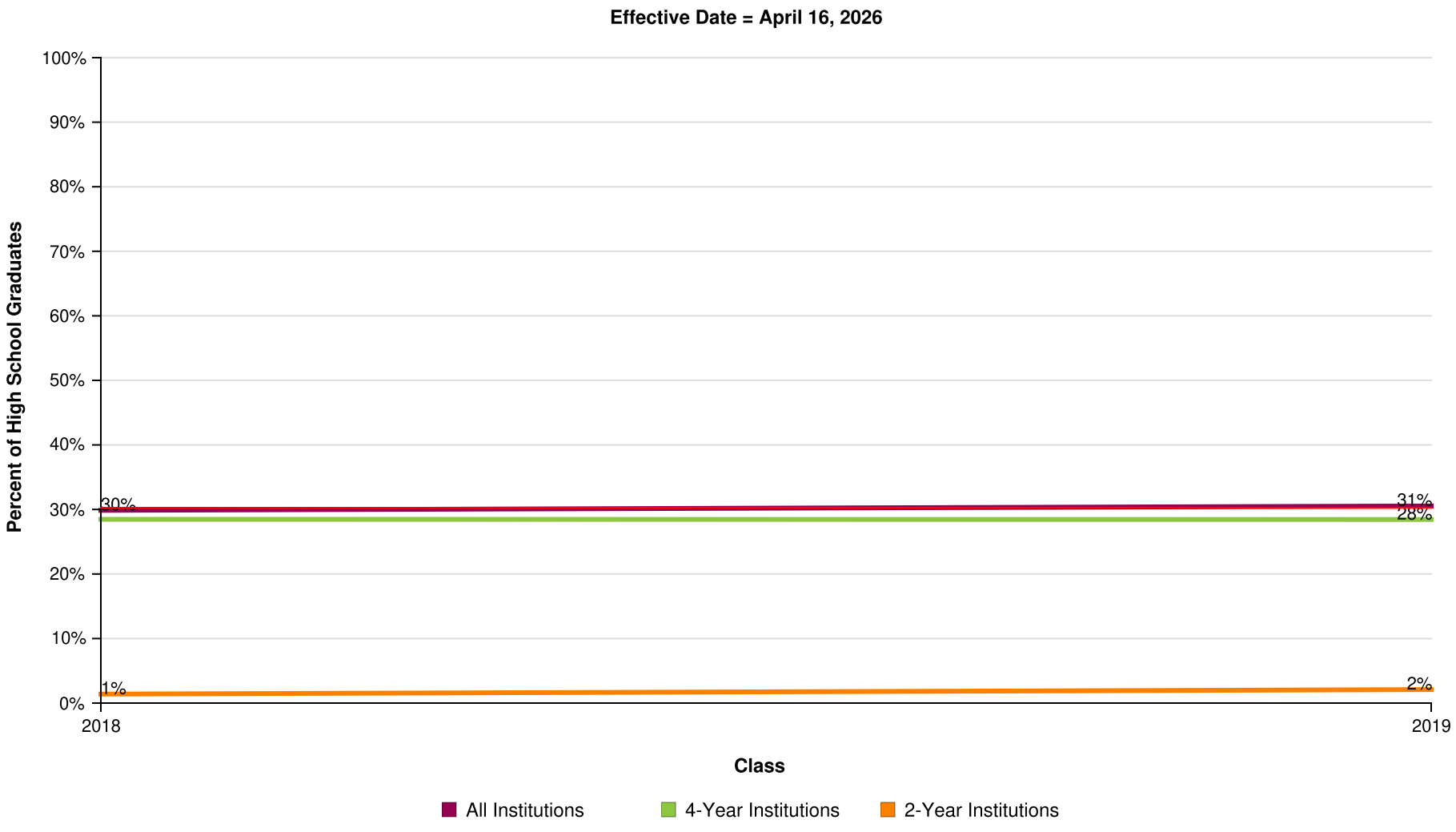

AVG = 30%

Hialeah-Miami Lakes Senior High

Report Run Date: 05/22/2026 02:24 PM

NATIONAL STUDENT CLEARINGHOUSE

©2012 National Student Clearinghouse. All rights reserved.

Percent of High School Class Who Completed a Degree Within Six Years by Institutional Location

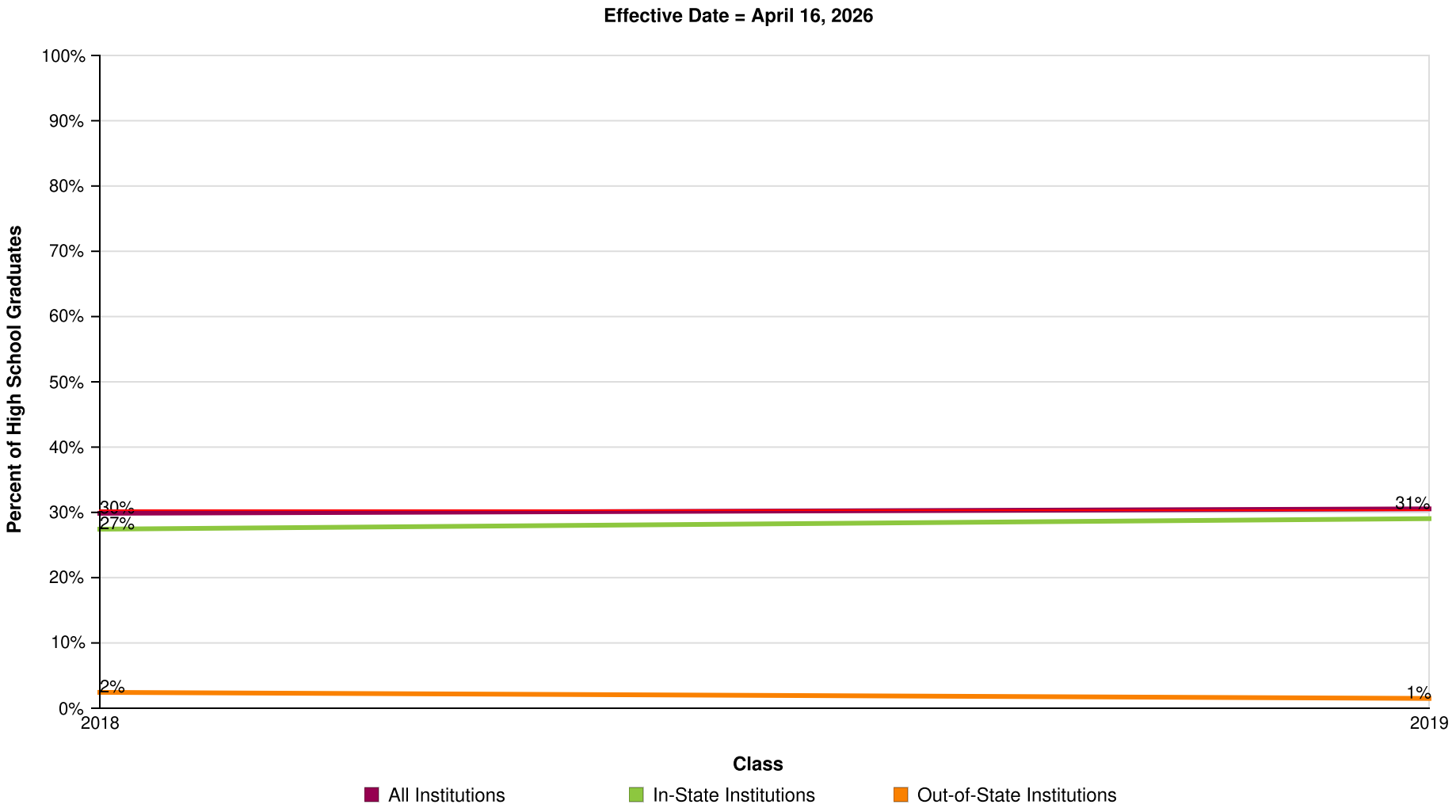

AVG = 30%

Hialeah-Miami Lakes Senior High

Report Run Date: 05/22/2026 02:24 PM

NATIONAL STUDENT CLEARINGHOUSE

©2012 National Student Clearinghouse. All rights reserved.

Count of High School Graduates with a College Degree

Effective Date = April 16, 2026

Class of	2018	2019
Total in the Class	288	334
Total With a Degree	86	102
Total from Public	72	89
Total from Private	14	13
Total from 4-Year	82	95
Total from 2-Year	4	7
Total In-State	79	97
Total Out-Of-State	7	5

NATIONAL STUDENT CLEARINGHOUSE®

©2012 National Student Clearinghouse. All rights reserved.

Time to College Graduation Within Six Years (Associate's, Bachelor's and Higher)

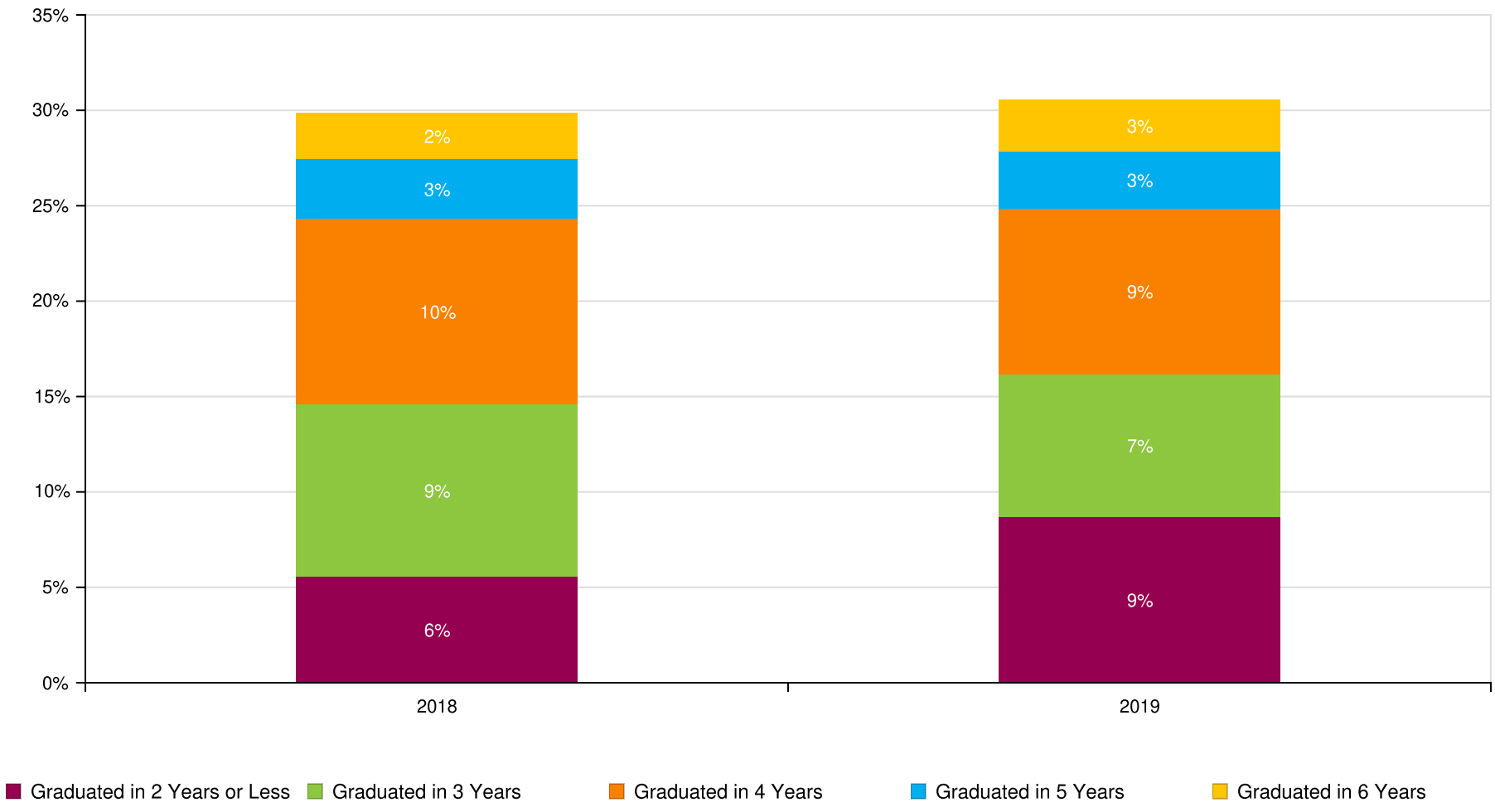

Hialeah-Miami Lakes Senior High

Report Run Date: 05/22/2026 02:24 PM

NATIONAL STUDENT CLEARINGHOUSE

©2012 National Student Clearinghouse. All rights reserved.

Count of Time to College Graduation within Six Years

Class of	2018	2019
Total In the Class	288	334
Graduated in 2 Years or Less	16	29
Graduated in 3 Years	26	25
Graduated in 4 Years	28	29
Graduated in 5 Years	9	10
Graduated in 6 Years	7	9

NATIONAL STUDENT CLEARINGHOUSE®

©2012 National Student Clearinghouse. All rights reserved.

Class of 2018 Postsecondary Enrollment and Progress

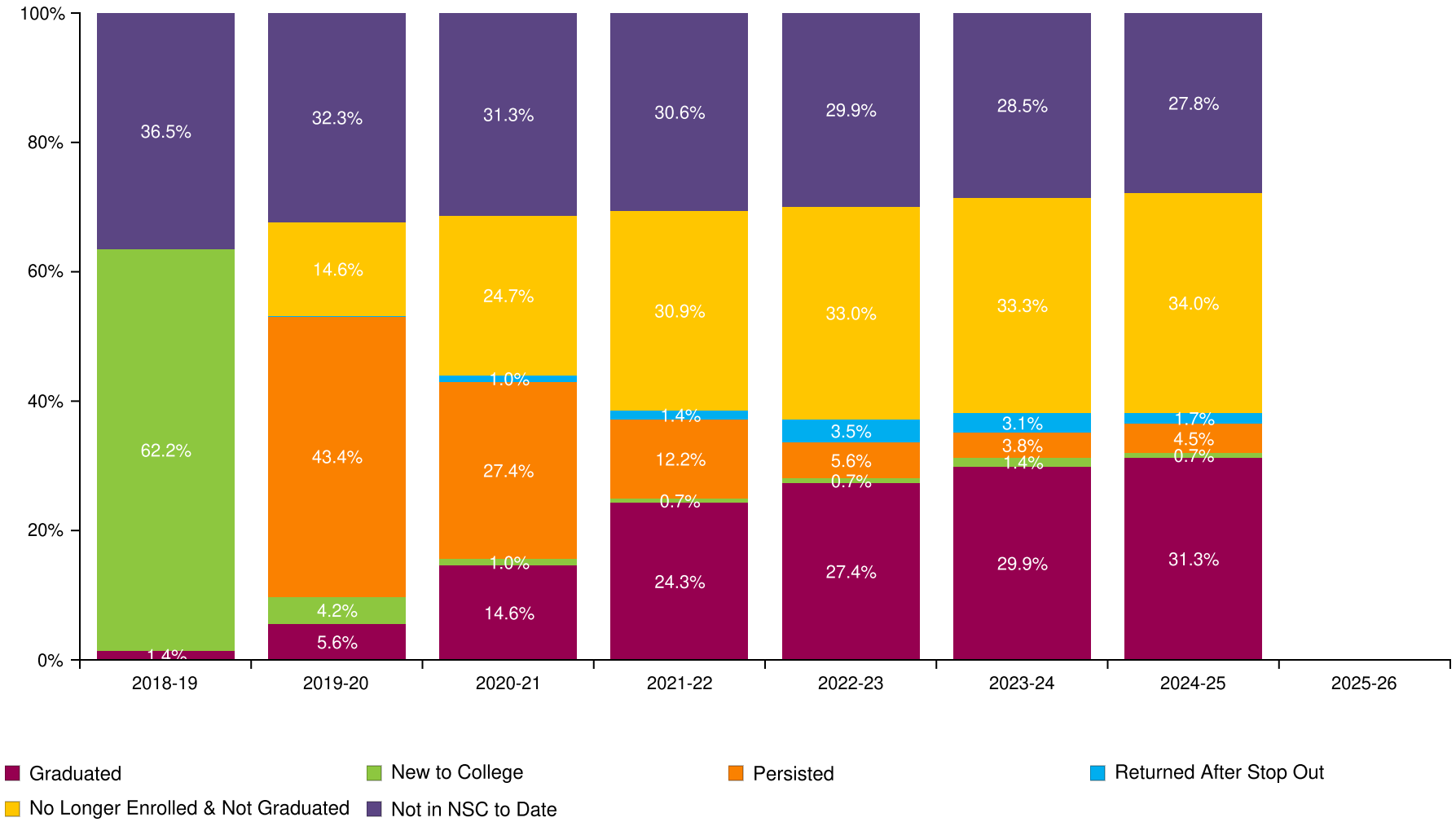

Hialeah-Miami Lakes Senior High

Report Run Date: 05/22/2026 02:24 PM

NATIONAL STUDENT CLEARINGHOUSE

©2012 National Student Clearinghouse. All rights reserved.

Count of Class 2018 Postsecondary Enrollment and Progress

Total in the Class: 288

Academic Years	2018-19	2019-20	2020-21	2021-22	2022-23	2023-24	2024-25	2025-26
New to College	179	12	3	2	2	4	2	0
Persisted	0	125	79	35	16	11	13	0
Returned After Stop Out	0	0	3	4	10	9	5	0
No Longer Enrolled & Not Graduated	0	42	71	89	95	96	98	0
Graduated	4	16	42	70	79	86	90	0
Not in NSC to Date	105	93	90	88	86	82	80	0

NATIONAL STUDENT CLEARINGHOUSE®

©2012 National Student Clearinghouse. All rights reserved.

Class of 2019 Postsecondary Enrollment and Progress

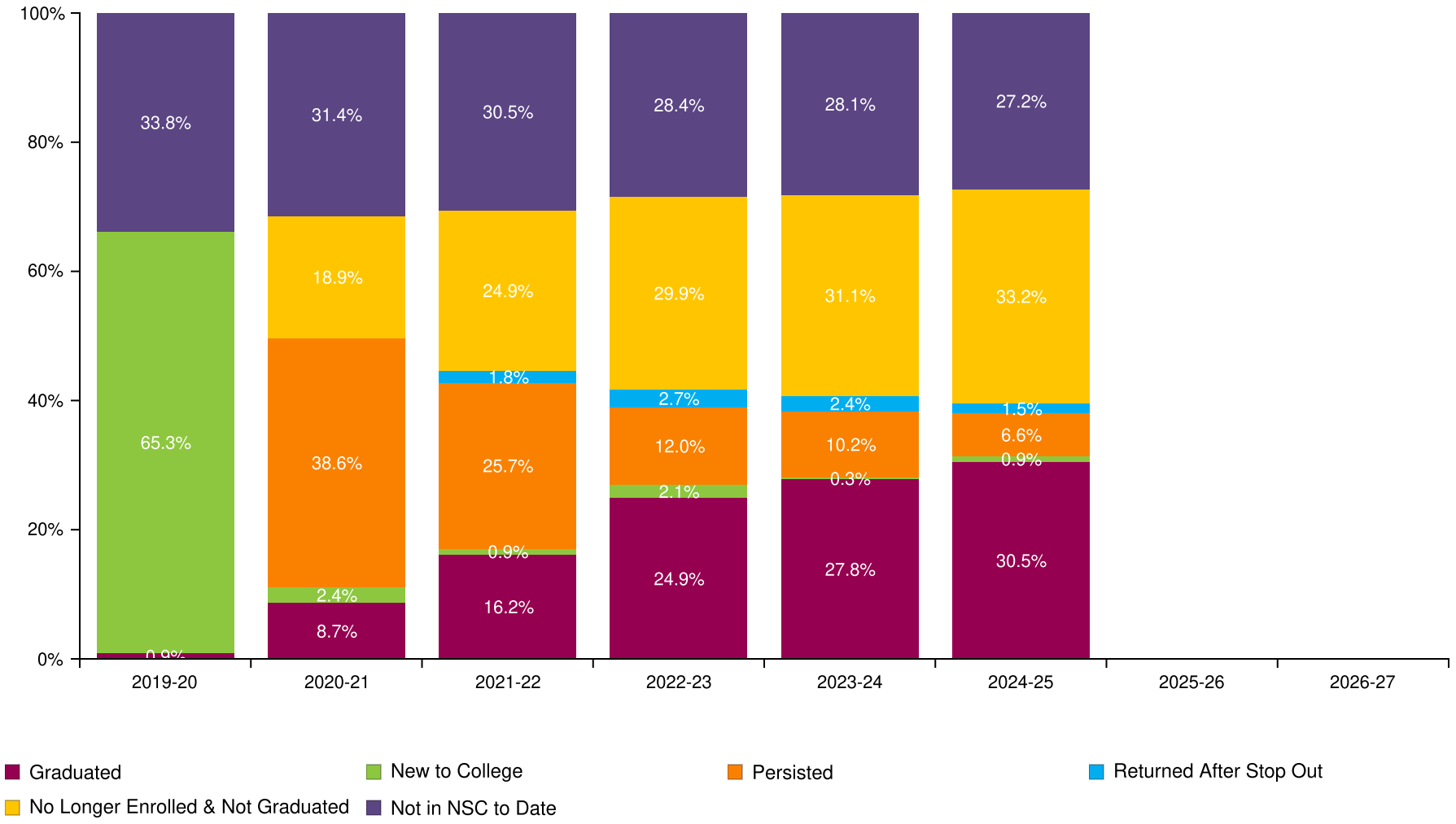

Hialeah-Miami Lakes Senior High

Report Run Date: 05/22/2026 02:24 PM

NATIONAL STUDENT CLEARINGHOUSE

©2012 National Student Clearinghouse. All rights reserved.

Count of Class 2019 Postsecondary Enrollment and Progress

Total in the Class: 334

Academic Years	2019-20	2020-21	2021-22	2022-23	2023-24	2024-25	2025-26	2026-27
New to College	218	8	3	7	1	3	0	0
Persisted	0	129	86	40	34	22	0	0
Returned After Stop Out	0	0	6	9	8	5	0	0
No Longer Enrolled & Not Graduated	0	63	83	100	104	111	0	0
Graduated	3	29	54	83	93	102	0	0
Not in NSC to Date	113	105	102	95	94	91	0	0

NATIONAL STUDENT CLEARINGHOUSE

©2012 National Student Clearinghouse. All rights reserved.

Class of 2020 Postsecondary Enrollment and Progress

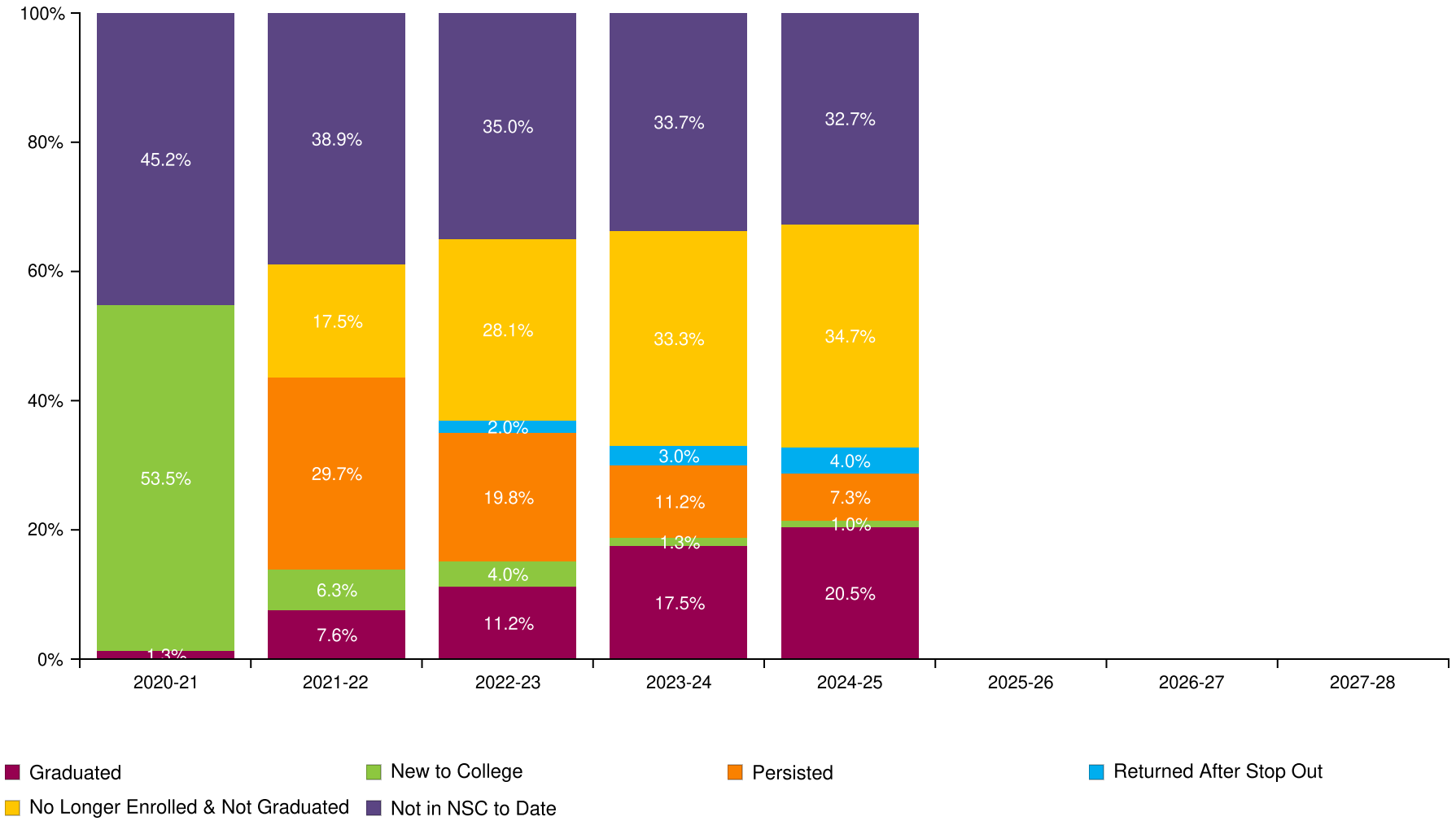

Hialeah-Miami Lakes Senior High

Report Run Date: 05/22/2026 02:24 PM

NATIONAL STUDENT CLEARINGHOUSE

©2012 National Student Clearinghouse. All rights reserved.

Count of Class 2020 Postsecondary Enrollment and Progress

Total in the Class: 303

Academic Years	2020-21	2021-22	2022-23	2023-24	2024-25	2025-26	2026-27	2027-28
New to College	162	19	12	4	3	0	0	0
Persisted	0	90	60	34	22	0	0	0
Returned After Stop Out	0	0	6	9	12	0	0	0
No Longer Enrolled & Not Graduated	0	53	85	101	105	0	0	0
Graduated	4	23	34	53	62	0	0	0
Not in NSC to Date	137	118	106	102	99	0	0	0

NATIONAL STUDENT CLEARINGHOUSE®

©2012 National Student Clearinghouse. All rights reserved.

Class of 2021 Postsecondary Enrollment and Progress

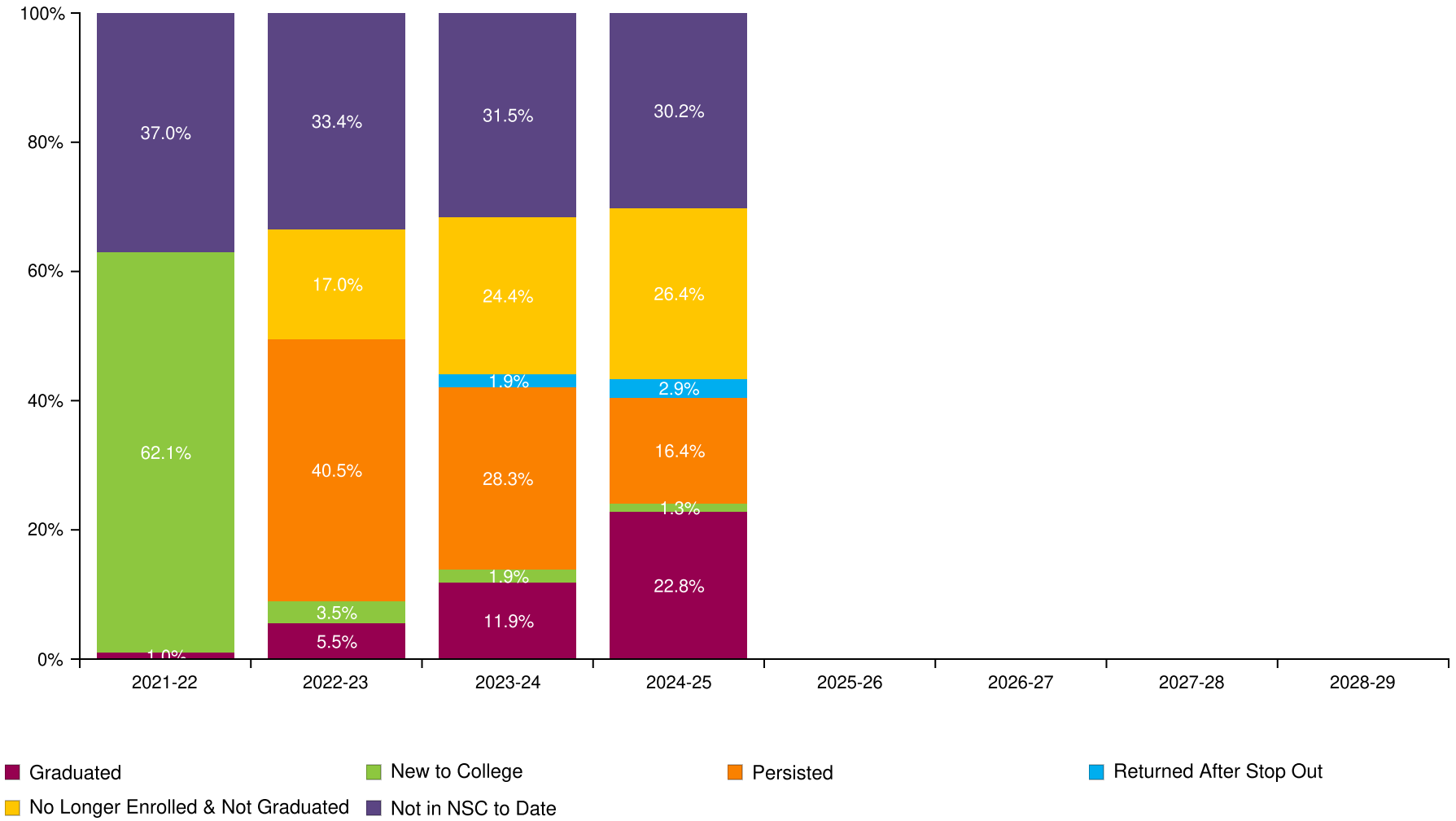

Hialeah-Miami Lakes Senior High

Report Run Date: 05/22/2026 02:24 PM

NATIONAL STUDENT CLEARINGHOUSE

©2012 National Student Clearinghouse. All rights reserved.

Count of Class 2021 Postsecondary Enrollment and Progress

Total in the Class: 311

Academic Years	2021-22	2022-23	2023-24	2024-25	2025-26	2026-27	2027-28	2028-29
New to College	193	11	6	4	0	0	0	0
Persisted	0	126	88	51	0	0	0	0
Returned After Stop Out	0	0	6	9	0	0	0	0
No Longer Enrolled & Not Graduated	0	53	76	82	0	0	0	0
Graduated	3	17	37	71	0	0	0	0
Not in NSC to Date	115	104	98	94	0	0	0	0

NATIONAL STUDENT CLEARINGHOUSE®

©2012 National Student Clearinghouse. All rights reserved.

Class of 2022 Postsecondary Enrollment and Progress

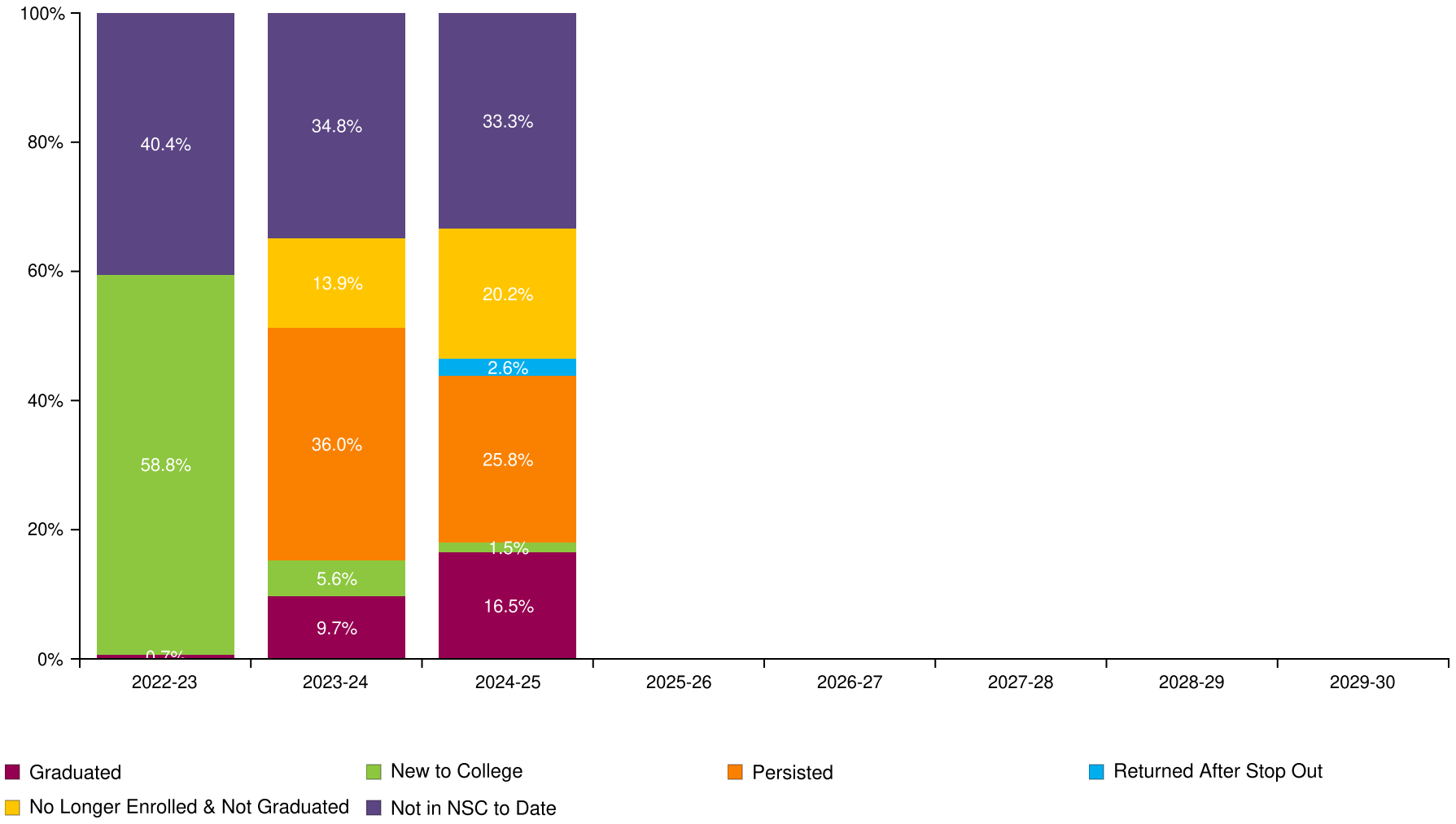

Hialeah-Miami Lakes Senior High

Report Run Date: 05/22/2026 02:24 PM

NATIONAL STUDENT CLEARINGHOUSE

©2012 National Student Clearinghouse. All rights reserved.

Count of Class 2022 Postsecondary Enrollment and Progress

Total in the Class: 267

Academic Years	2022-23	2023-24	2024-25	2025-26	2026-27	2027-28	2028-29	2029-30
New to College	157	15	4	0	0	0	0	0
Persisted	0	96	69	0	0	0	0	0
Returned After Stop Out	0	0	7	0	0	0	0	0
No Longer Enrolled & Not Graduated	0	37	54	0	0	0	0	0
Graduated	2	26	44	0	0	0	0	0
Not in NSC to Date	108	93	89	0	0	0	0	0

NATIONAL STUDENT CLEARINGHOUSE®

©2012 National Student Clearinghouse. All rights reserved.

Class of 2023 Postsecondary Enrollment and Progress

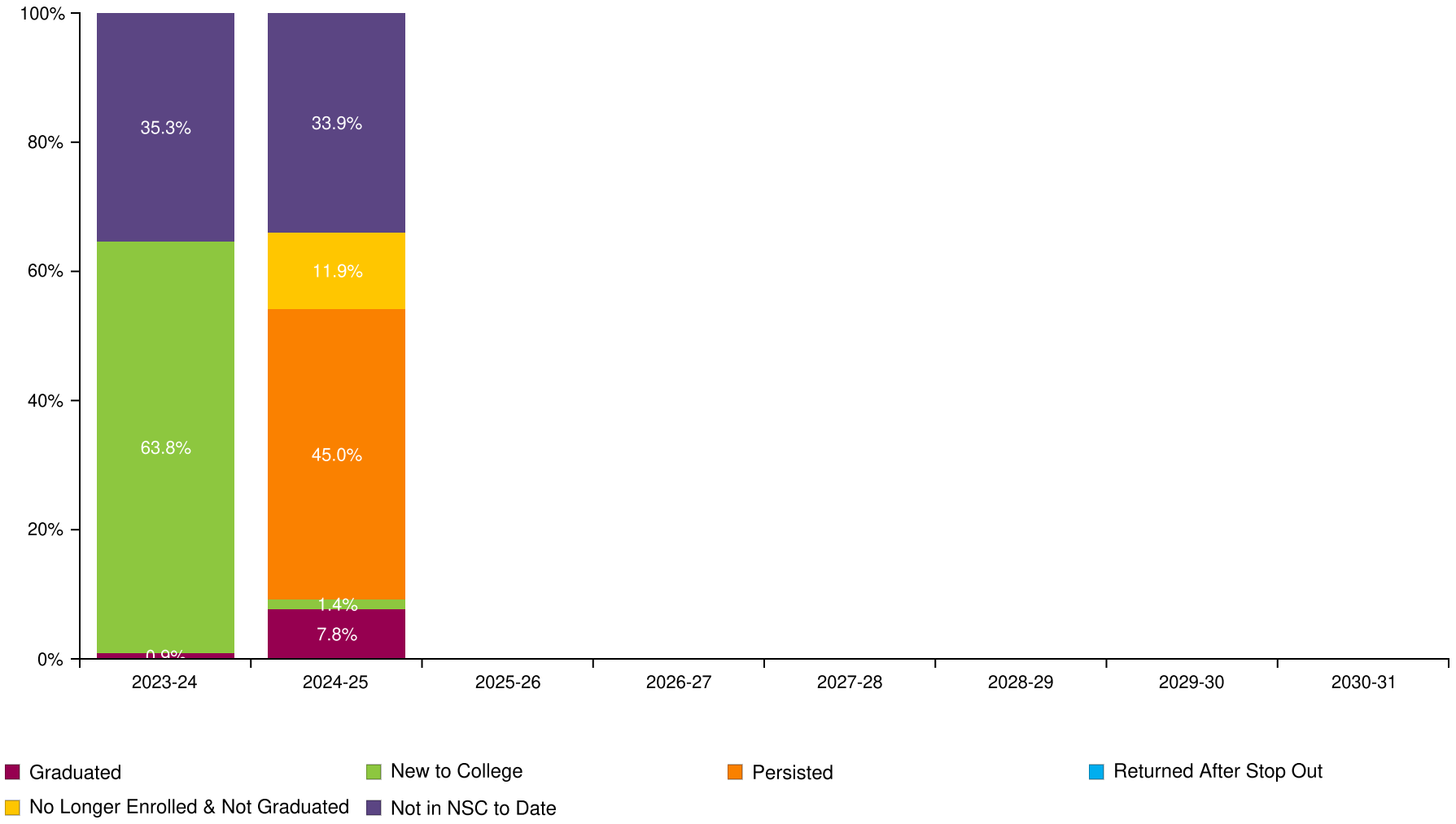

Hialeah-Miami Lakes Senior High

Report Run Date: 05/22/2026 02:24 PM

NATIONAL STUDENT CLEARINGHOUSE

©2012 National Student Clearinghouse. All rights reserved.

Count of Class 2023 Postsecondary Enrollment and Progress

Total in the Class: 218

Academic Years	2023-24	2024-25	2025-26	2026-27	2027-28	2028-29	2029-30	2030-31
New to College	139	3	0	0	0	0	0	0
Persisted	0	98	0	0	0	0	0	0
Returned After Stop Out	0	0	0	0	0	0	0	0
No Longer Enrolled & Not Graduated	0	26	0	0	0	0	0	0
Graduated	2	17	0	0	0	0	0	0
Not in NSC to Date	77	74	0	0	0	0	0	0

NATIONAL STUDENT CLEARINGHOUSE®

©2012 National Student Clearinghouse. All rights reserved.

Class of 2024 Postsecondary Enrollment and Progress

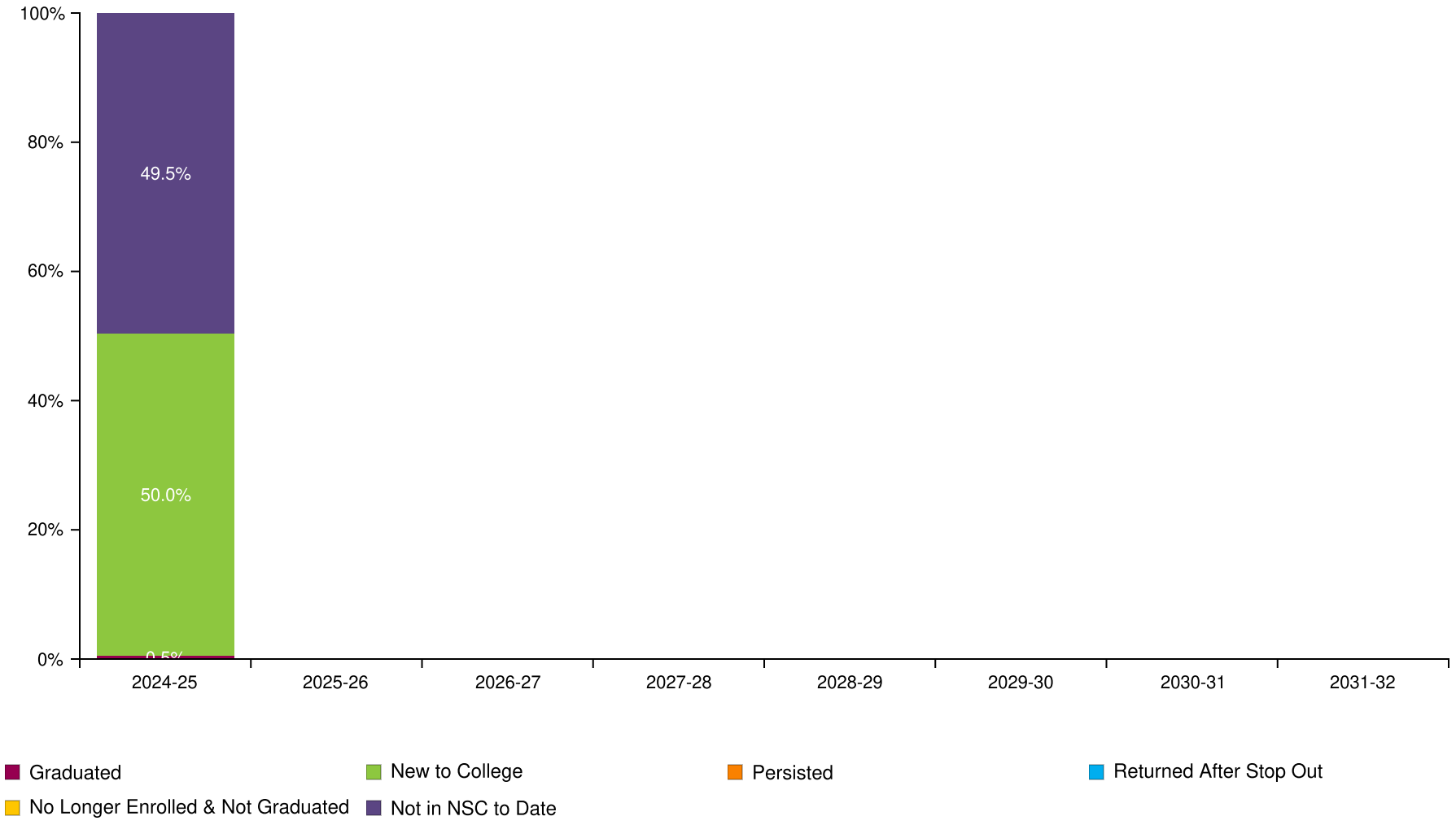

Hialeah-Miami Lakes Senior High

Report Run Date: 05/22/2026 02:24 PM

NATIONAL STUDENT CLEARINGHOUSE

©2012 National Student Clearinghouse. All rights reserved.

Count of Class 2024 Postsecondary Enrollment and Progress

Total in the Class: 214

Academic Years	2024-25	2025-26	2026-27	2027-28	2028-29	2029-30	2030-31	2031-32
New to College	107	0	0	0	0	0	0	0
Persisted	0	0	0	0	0	0	0	0
Returned After Stop Out	0	0	0	0	0	0	0	0
No Longer Enrolled & Not Graduated	0	0	0	0	0	0	0	0
Graduated	1	0	0	0	0	0	0	0
Not in NSC to Date	106	0	0	0	0	0	0	0

NATIONAL STUDENT CLEARINGHOUSE®

©2012 National Student Clearinghouse. All rights reserved.

Most Common Institutions of Enrollment in the Fall Immediately following High School Graduation for All Classes by Number of Students

Name	Rank	State	Level	Type	Total
MIAMI DADE COLLEGE	1	FL	4-year	Public	836
FLORIDA INTERNATIONAL UNIVERSITY	2	FL	4-year	Public	84
BROWARD COLLEGE	3	FL	4-year	Public	36
UNIVERSITY OF CENTRAL FLORIDA	4	FL	4-year	Public	31
ST THOMAS UNIVERSITY	5	FL	4-year	Private	18
FLORIDA STATE UNIVERSITY	6	FL	4-year	Public	12
UNIVERSITY OF FLORIDA	7	FL	4-year	Public	10
NOVA SOUTHEASTERN UNIVERSITY	8	FL	4-year	Private	8
UNIVERSITY OF SOUTH FLORIDA	9	FL	4-year	Public	8
ALABAMA A & M UNIVERSITY	10	AL	4-year	Public	7
BARRY UNIVERSITY	11	FL	4-year	Private	7
FLORIDA MEMORIAL UNIVERSITY	12	FL	4-year	Private	7
BETHUNE-COOKMAN UNIVERSITY	13	FL	4-year	Private	6
FLORIDA ATLANTIC UNIVERSITY	14	FL	4-year	Public	6
ASA COLLEGE	15	NY	2-year	Private	4
EDWARD WATERS UNIVERSITY	16	FL	4-year	Private	4
VALENCIA COLLEGE	17	FL	4-year	Public	4
FLORIDA A&M UNIVERSITY	18	FL	4-year	Public	3
FLORIDA CAREER COLLEGE- HIALEAH	19	FL	2-year	Private	3
CUNY BOROUGH OF MANHATTAN COMMUNITY COLLEGE	20	NY	2-year	Public	2
FLORIDA GULF COAST UNIVERSITY	21	FL	4-year	Public	2
HARVARD UNIVERSITY	22	MA	4-year	Private	2
LYNN UNIVERSITY	23	FL	4-year	Private	2
SAINT LEO UNIVERSITY	24	FL	4-year	Private	2
SANTA FE COLLEGE	25	FL	4-year	Public	2

NATIONAL STUDENT CLEARINGHOUSE

©2012 National Student Clearinghouse. All rights reserved.

Appendix

Graphs (in order of appearance)		Description
Percent of Students Enrolled in College the Fall Immediately Following Graduation From High School (pp. 2-5)		Percentage of high school students who enrolled in a two- or four- year postsecondary institution in the fall semester immediately following graduation. The fall semester immediately following graduation is defined as any college enrollment between August 15 and October 31. The student must have an active enrollment between these dates.Shown only for classes which have completed a fall semester.
Percent of Students Enrolled in College at Any Time During the First Year After High School (pp. 7-10)		Percentage of high school students who enrolled in a two- or four-year postsecondary institution in the academic year immediately following graduation. The first year after high school includes any college enrollment any college enrollment where a studen between August 15 of the graduation calendar year and August 14 of the following yeart had active enrollment between August 15 of the graduation calendar year and August 14 of the following calendar year.*
Percent of Students Enrolled in College at Any Time During the First Two Years After High School (pp. 12-15)		Percentage of high school students who enrolled in a two- or four-year postsecondary institution in the academic year immediately following graduation. The two years after high school includes any college enrollment where student had active enrollment between August 15 of the graduation calendar year and August 14 of the following two calendar years.*
Percent of Students Enrolled in College the First year After High School Who Returned for a Second Year (pp. 17-20)		Percentage of students who remained enrolled (persisted) in postsecondary education from the first year to the second year. Note: The graphs show the percentage of students who remained enrolled at any postsecondary institution, not retention at the same institution. Shown only for classes which have completed the first two years after high school.
Percent of High School Class with a College Degree Within Six Years (pp. 22-25)		The six-year degree completion rate at two- and four- year institutions. Shown only for classes where six academic years have passed since high school graduation.When student has a degree with an award date that is more than 6 years after high school year,it will not be counted in this report; it will be reported in the student-level Detail Report. Only associate's, bachelor's, and advanced degrees are counted in these rates. Certificates are not included in these counts but will be reported in the student-level Detail Report.
Time to College Graduation Within Six Years (p. 27)		This graph shows the time to first degree broken down by the number of academic years since the students graduated from high school.
Class of XXXX Postsecondary Enrollment and Progress (each class year is on its own page)		Progress of a single class of students (cohort) through postsecondary education up to eight years after high school graduation. Each segment of the bar chart corresponds to one of the following definitions: GRADUATED: Student has completed an associate's, bachelor's or higher degree (certificates are not included). Once a student is counted as a graduate,s/he is not counted again elsewhere in the report. A Graduated Record is reported before all other possible categories (e.g. New to College,Persisted, etc.) NEW TO COLLEGE: First year that a student was found in the Clearinghouse database. PERSISTED: Student was enrolled during the previous year and continues to be enrolled in the current year. The graphs show the student's continued enrollment at any postsecondary institution, not retention at the same institution. RETURNED AFTER STOP OUT: Student was enrolled, did not appear in postsecondary education the following year, and reappeared in a year thereafter. NO LONGER ENROLLED & NOT GRADUATED: Student was enrolled in postsecondary education, is not currently enrolled and there is no record of completion. NOT IN NSC TO DATE: Student was not found in the Clearinghouse database.**

NATIONAL STUDENT CLEARINGHOUSE

©2012 National Student Clearinghouse. All rights reserved.

Most Common Institutions of Enrollment in the Fall Immediately Following Graduation from High School for All Classes by Number of Students		A comprehensive list of top 25 most frequentlly attended the postsecondary institutions your students attended in the first fall following high school graduation.

Term	Definition
Effective Date	Set by Clearinghouse's Research Center three times per year - Fall, Spring and Summer. The date will be noted in the Report File Name and within the StudentTracker application.The date is established to ensure that your StudentTracker reports provide the most comprehensive enrollment and degree data provided by the colleges and universities for a given period, and that all secondary education institutions are matched against the same set of post-secondary data.Reports generated in between effective dates will be processed against the most recent effective date, no new data will be reported.
High School Class (labeled by graduation year)	Includes all students who graduated high school between September 1 of the previous year and August 31 of the graduation calendar year.
Academic Year	Defined as any collegiate enrollment that occurs between August 15 of one year and August 14 of the following calendar year.
Institutional Level	Indicates the level of degree predominantly offered by the institution (i.e. two-year or four-year).
Institutional Type	Indicates whether the institution is controlled publically or by a private entity.
Institutional Location	Indicates if an institution is in-state or out-of-state based on the comparison between the states where the institution and the high school are located.
Demographic Packet	A packet of reports for many of the same outcomes described above but stratified by the Demographic data elements you provided in your Diploma or Request file, if any.The Demographic data elements are: Gender,Ethnicity,Economic Disadvantage indicator,Disability indicator,English Language Learner.
Academic Packet	A packet of reports for many of the same outcomes described above but stratified by the Academic data elements you provided in your Diploma or Request file, if any.The Academic data elements are: Math Assessment 8th grade and high school,English Assessment 8th grade and high school,Dual Enrollment indicator and Number of Semester of Match completed.

*Revised in Spring 2016 to display the recent high school class even though the full time period has not elapsed
**Institutions that participate in the Clearinghouse represent more that 98% of the nation's two- and four-year postsecondary enrollment.Students who are enrolled in postsecondary institutions that do not participate in the Clearinghouse are not in the Clearinhouse database.

NATIONAL STUDENT CLEARINGHOUSE®

©2012 National Student Clearinghouse. All rights reserved.