NATIONAL STUDENT CLEARINGHOUSE®

StudentTracker® for High Schools

Aggregate Report

Prepared for
Archimedean Upper Conservatory Cs
ACT Code: 102207

NATIONAL STUDENT CLEARINGHOUSE®

©2012 National Student Clearinghouse. All rights reserved.

Percent of Students Enrolled in College the Fall Immediately After High School

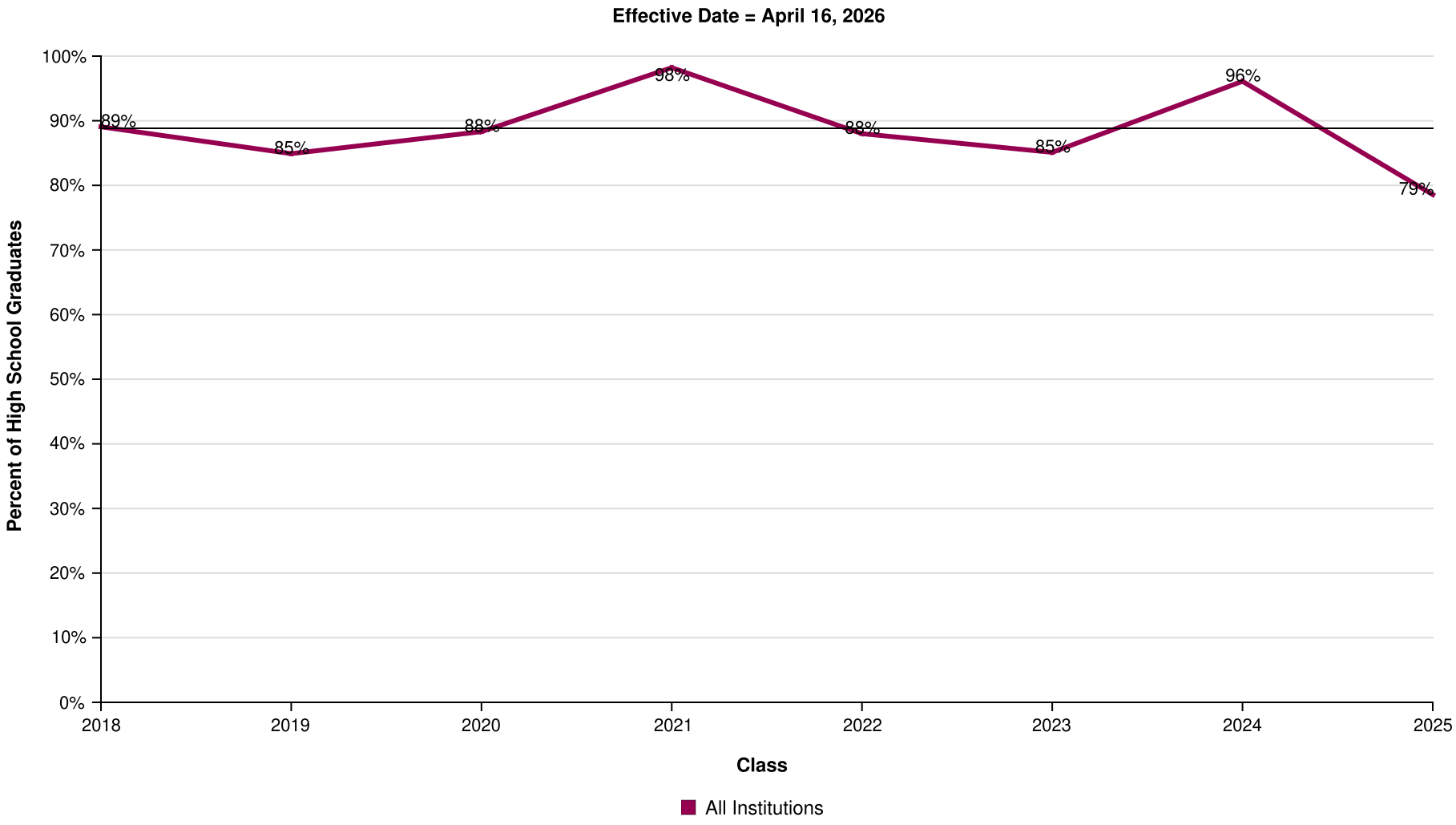

AVG = 89%

Archimedean Upper Conservatory Cs

Report Run Date: 05/22/2026 02:02 PM

NATIONAL STUDENT CLEARINGHOUSE

©2012 National Student Clearinghouse. All rights reserved.

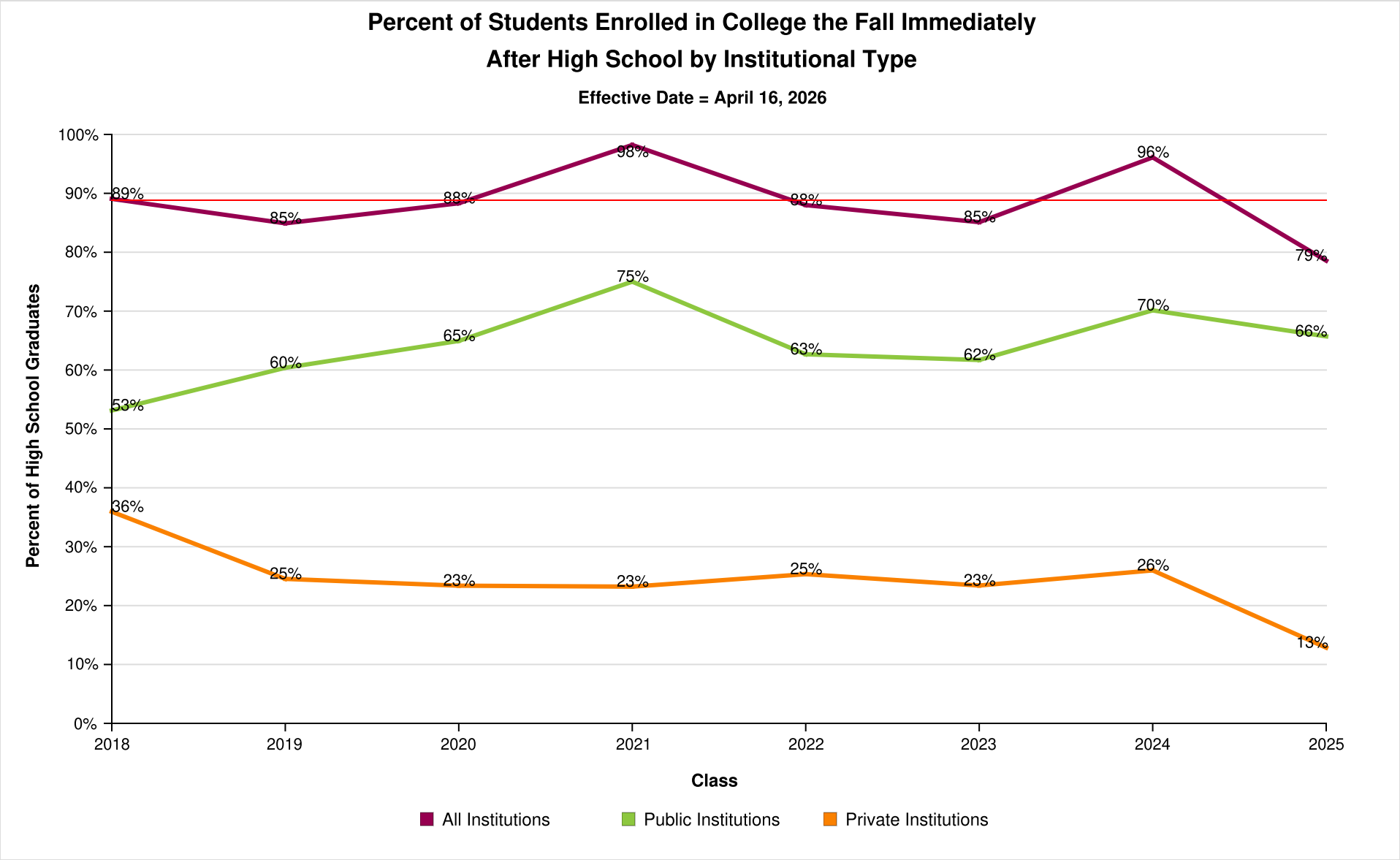

AVG = 89%

Archimedean Upper Conservatory Cs

Report Run Date: 05/22/2026 02:02 PM

NATIONAL STUDENT CLEARINGHOUSE

©2012 National Student Clearinghouse. All rights reserved.

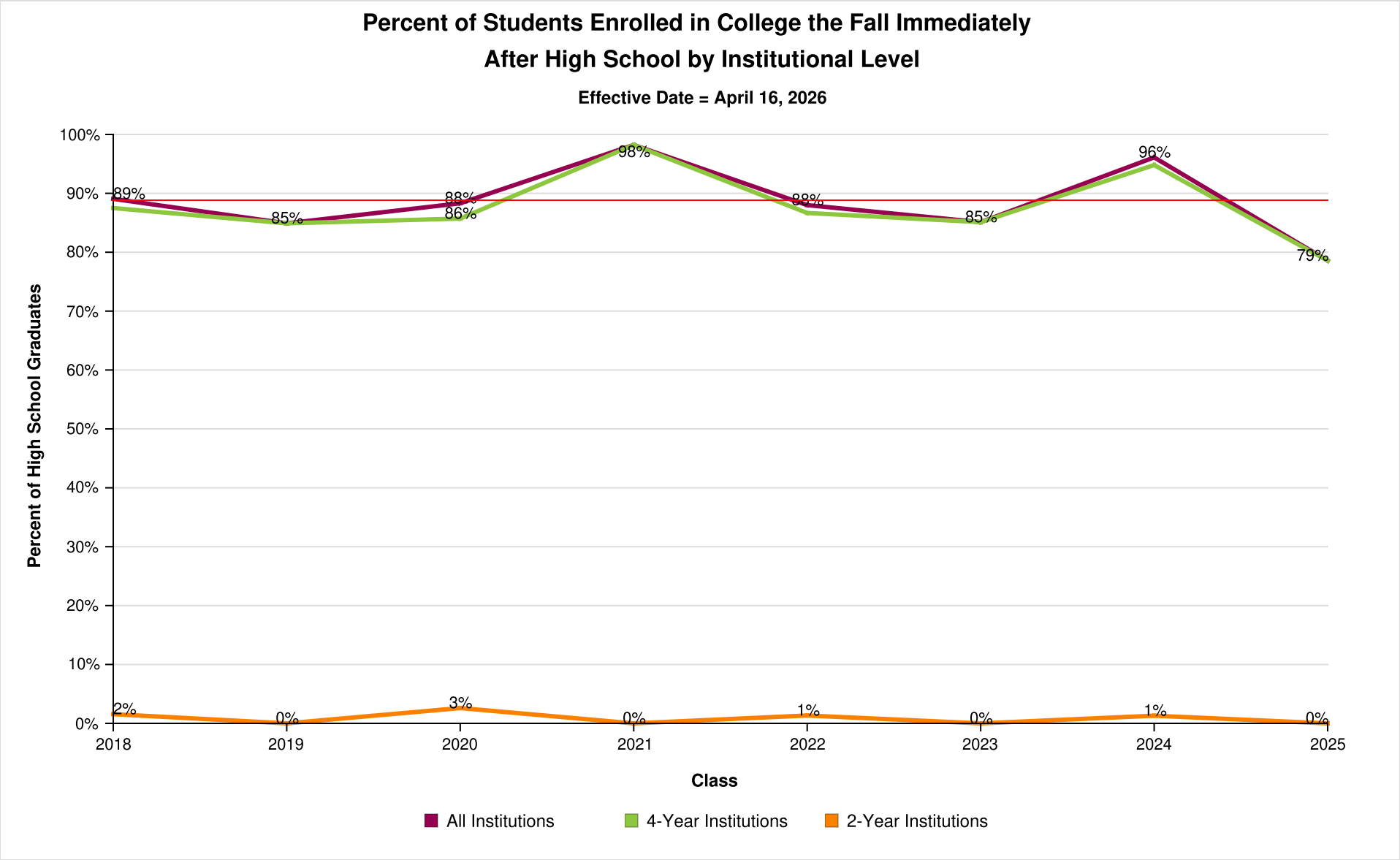

AVG = 89%

Archimedean Upper Conservatory Cs

Report Run Date: 05/22/2026 02:02 PM

NATIONAL STUDENT CLEARINGHOUSE

©2012 National Student Clearinghouse. All rights reserved.

Percent of Students Enrolled in College the Fall Immediately After High School by Institutional Location

Effective Date = April 16, 2026

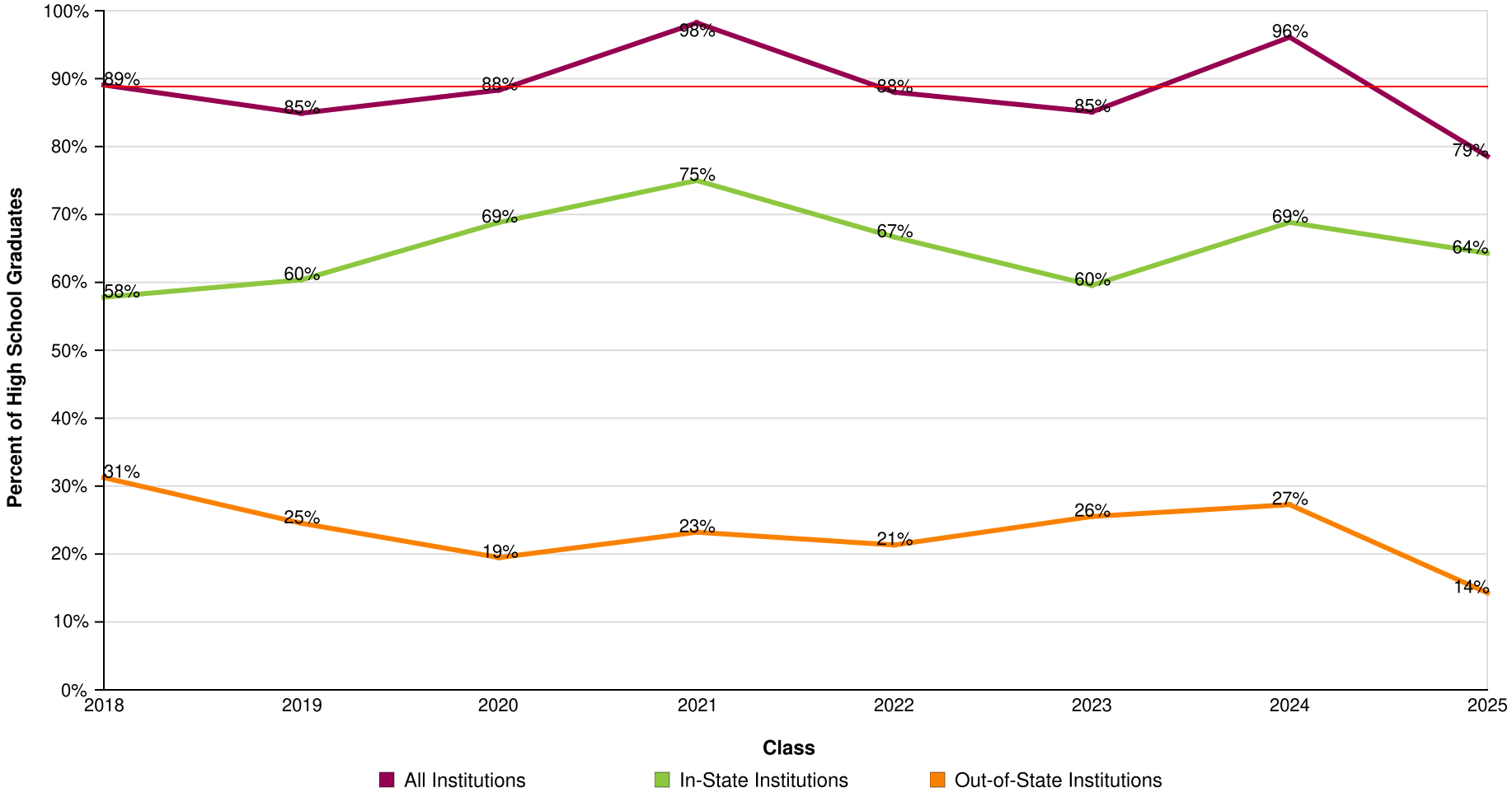

AVG = 89%

Archimedean Upper Conservatory Cs

Report Run Date: 05/22/2026 02:02 PM

NATIONAL STUDENT CLEARINGHOUSE

©2012 National Student Clearinghouse. All rights reserved.

Count of Students Enrolled in College the Fall Immediately After High School

Effective Date = April 16, 2026

Class of	2018	2019	2020	2021	2022	2023	2024	2025
Total in the Class	64	53	77	56	75	47	77	70
Total Enrolled	57	45	68	55	66	40	74	55
Total in Public	34	32	50	42	47	29	54	46
Total in Private	23	13	18	13	19	11	20	9
Total in 4-Year	56	45	66	55	65	40	73	55
Total in 2-Year	1	0	2	0	1	0	1	0
Total In-State	37	32	53	42	50	28	53	45
Total Out-of-State	20	13	15	13	16	12	21	10

NATIONAL STUDENT CLEARINGHOUSE

©2012 National Student Clearinghouse. All rights reserved.

Percent of Students Enrolled in College at Any Time During the First Year After High School

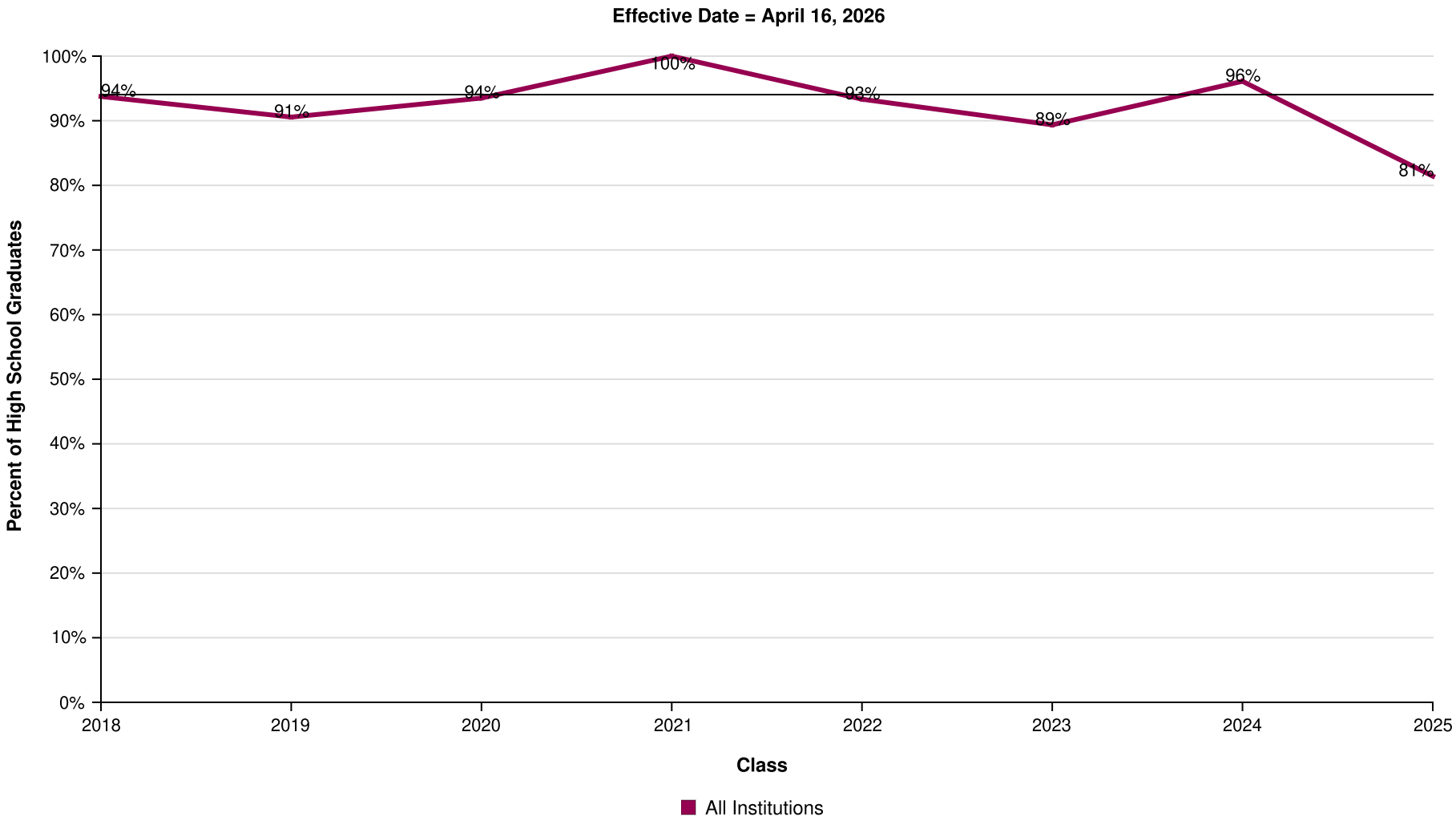

AVG = 94%

Archimedean Upper Conservatory Cs

Report Run Date: 05/22/2026 02:02 PM

NATIONAL STUDENT CLEARINGHOUSE

©2012 National Student Clearinghouse. All rights reserved.

Percent of Students Enrolled in College at Any Time During the First Year After High School by Institutional Type

Effective Date = April 16, 2026

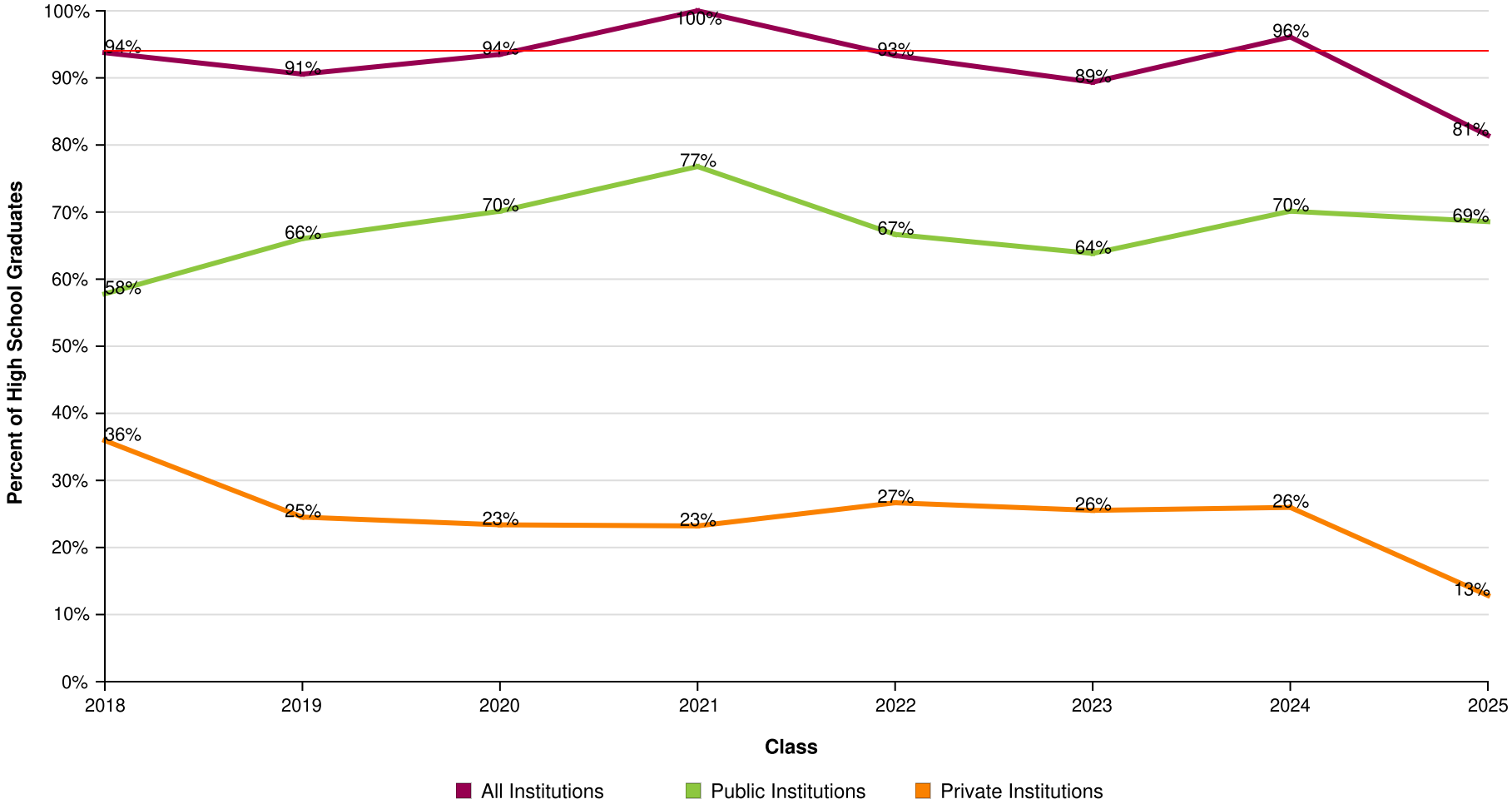

AVG = 94%

Archimedean Upper Conservatory Cs

Report Run Date: 05/22/2026 02:02 PM

NATIONAL STUDENT CLEARINGHOUSE

©2012 National Student Clearinghouse. All rights reserved.

Percent of Students Enrolled in College at Any Time During the First Year After High School by Institutional Level

Effective Date = April 16, 2026

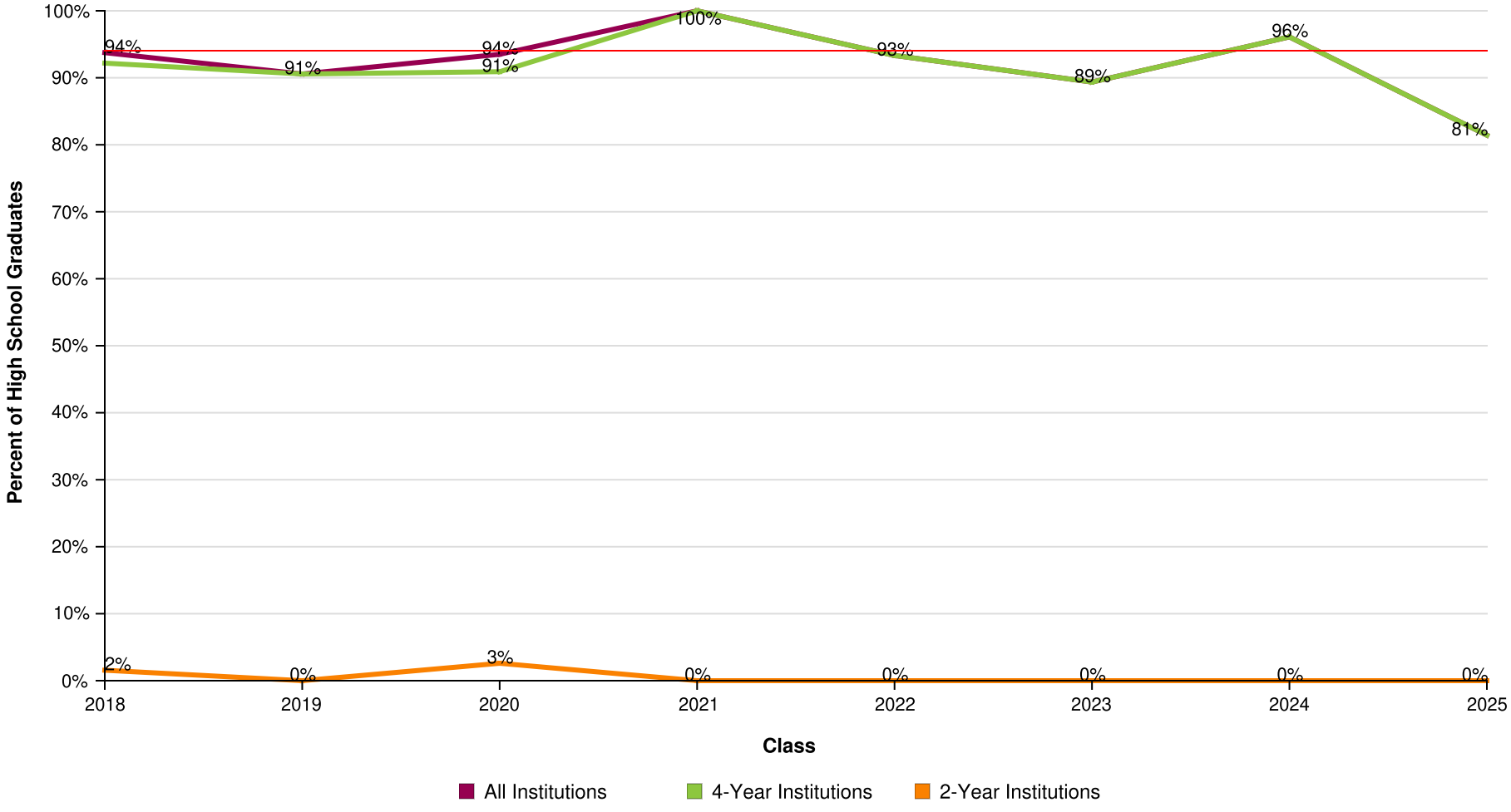

AVG = 94%

Archimedean Upper Conservatory Cs

Report Run Date: 05/22/2026 02:02 PM

NATIONAL STUDENT CLEARINGHOUSE

©2012 National Student Clearinghouse. All rights reserved.

Percent of Students Enrolled in College at Any Time During the First Year After High School by Institutional Location

Effective Date = April 16, 2026

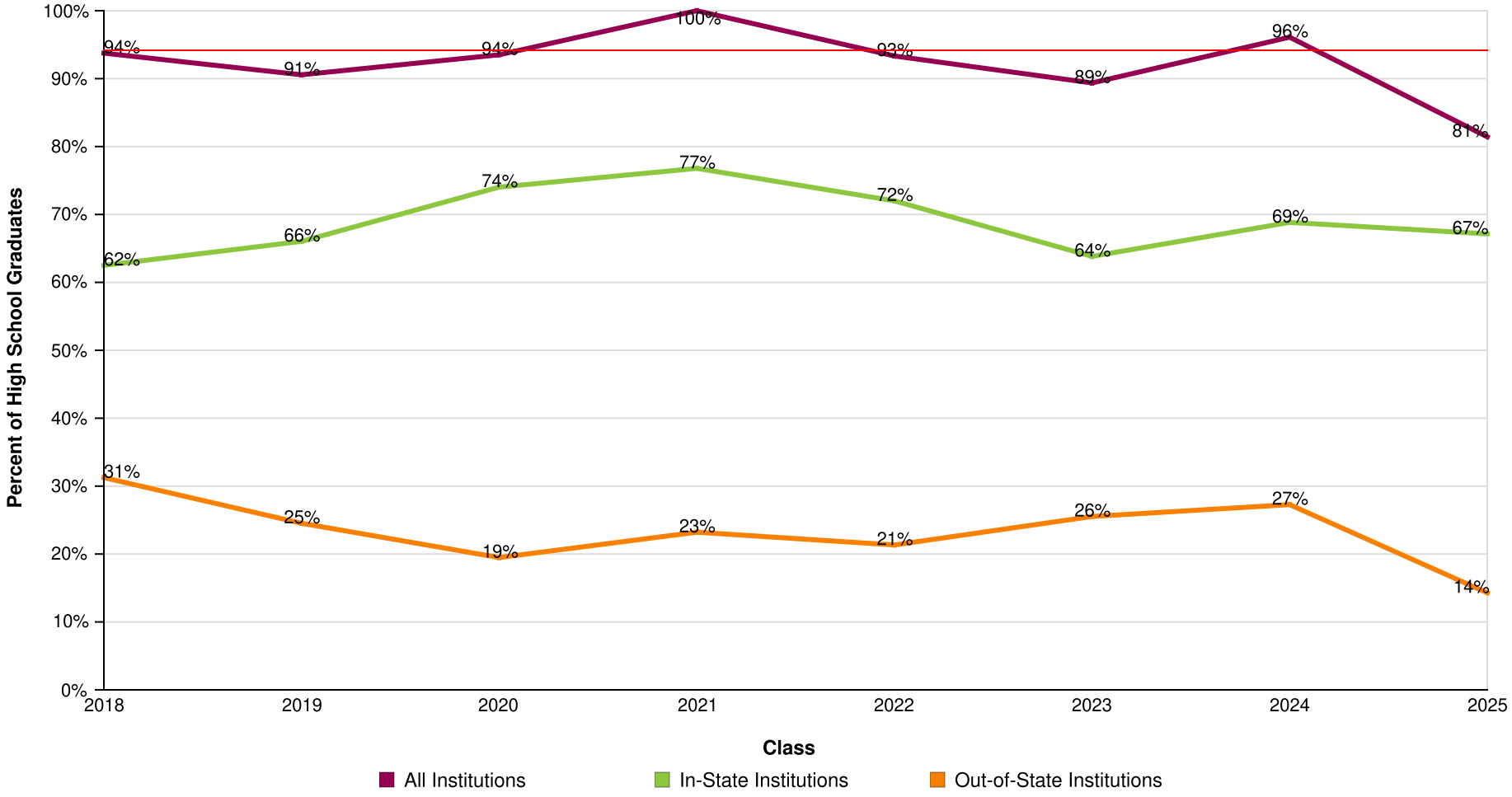

AVG = 94%

Archimedean Upper Conservatory Cs

Report Run Date: 05/22/2026 02:02 PM

NATIONAL STUDENT CLEARINGHOUSE

©2012 National Student Clearinghouse. All rights reserved.

Count of Students Enrolled in College at Any Time During the First Year After High School

Effective Date = April 16, 2026

Class of	2018	2019	2020	2021	2022	2023	2024	2025
Total in the Class	64	53	77	56	75	47	77	70
Total Enrolled	60	48	72	56	70	42	74	57
Total in Public	37	35	54	43	50	30	54	48
Total in Private	23	13	18	13	20	12	20	9
Total in 4-Year	59	48	70	56	70	42	74	57
Total in 2-Year	1	0	2	0	0	0	0	0
Total In-State	40	35	57	43	54	30	53	47
Total Out-Of-State	20	13	15	13	16	12	21	10

NATIONAL STUDENT CLEARINGHOUSE

©2012 National Student Clearinghouse. All rights reserved.

Percent of Students Enrolled in College at Any Time During the First Two Years After High School

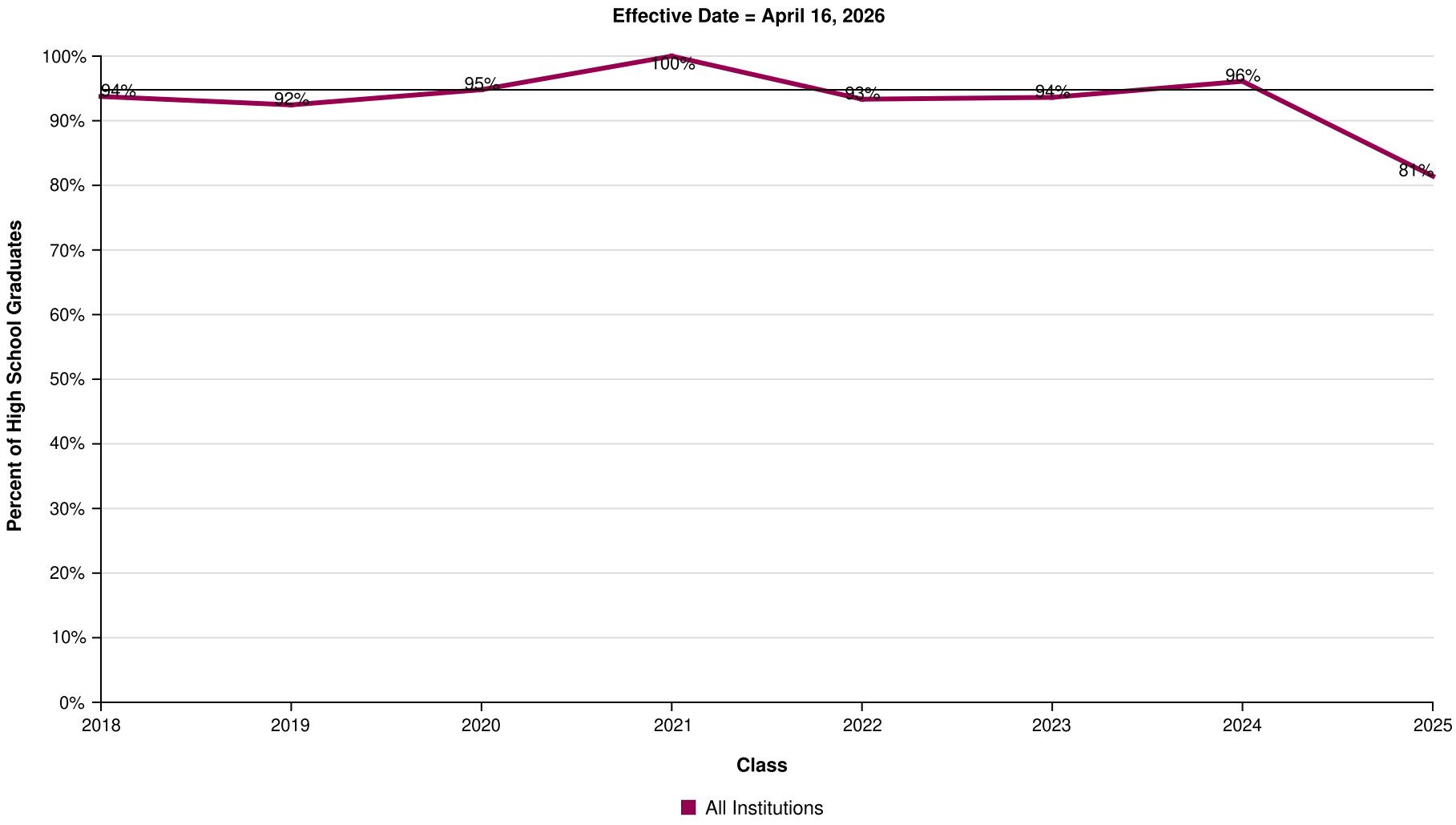

AVG = 95%

Archimedean Upper Conservatory Cs

Report Run Date: 05/22/2026 02:02 PM

NATIONAL STUDENT CLEARINGHOUSE

©2012 National Student Clearinghouse. All rights reserved.

Percent of Students Enrolled in College at Any Time During the First Two Years After High School by Institutional Type

Effective Date = April 16, 2026

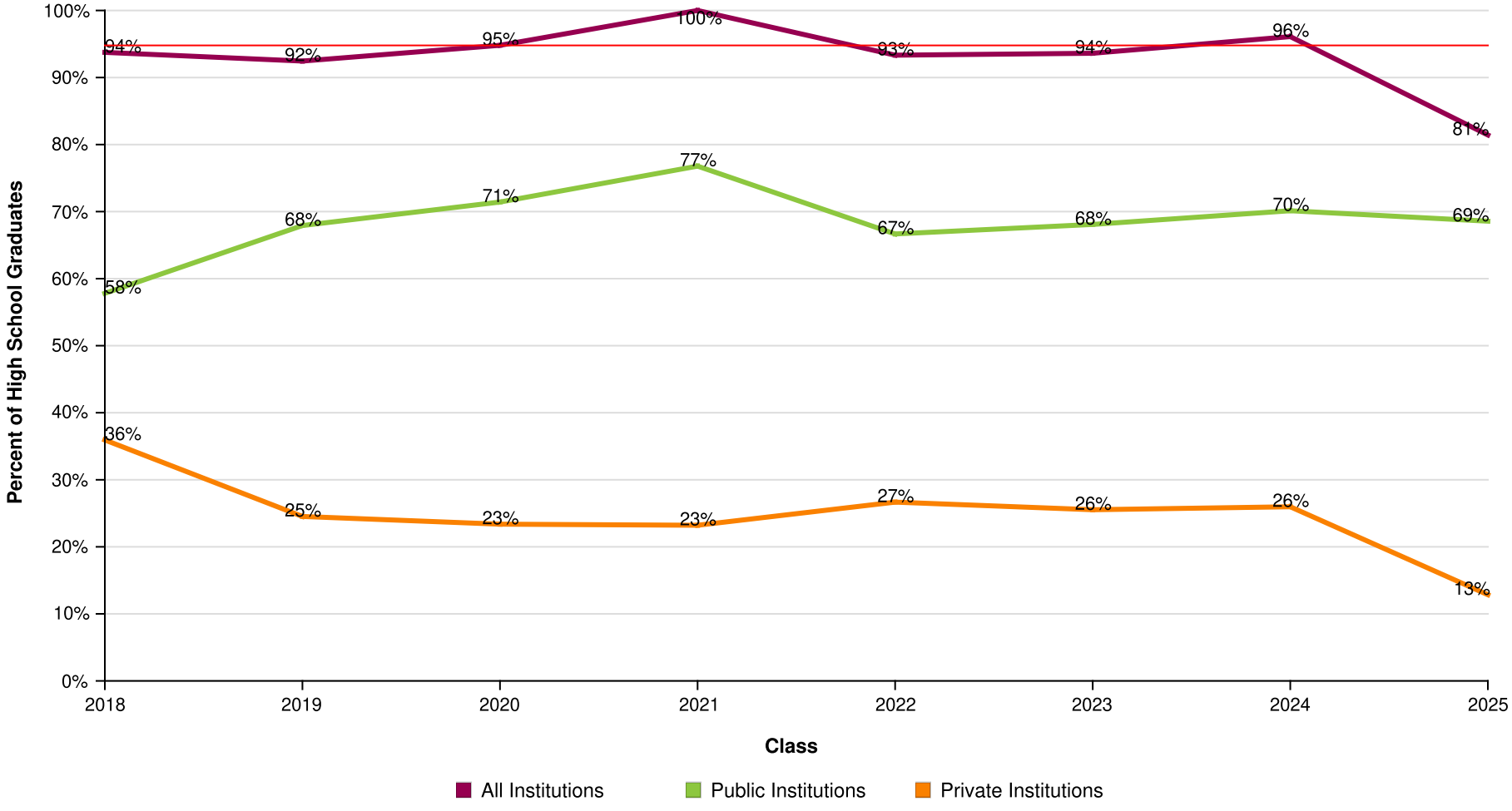

AVG = 95%

Archimedean Upper Conservatory Cs

Report Run Date: 05/22/2026 02:02 PM

NATIONAL STUDENT CLEARINGHOUSE

©2012 National Student Clearinghouse. All rights reserved.

Percent of Students Enrolled in College at Any Time During the First Two Years After High School by Institutional Level

Effective Date = April 16, 2026

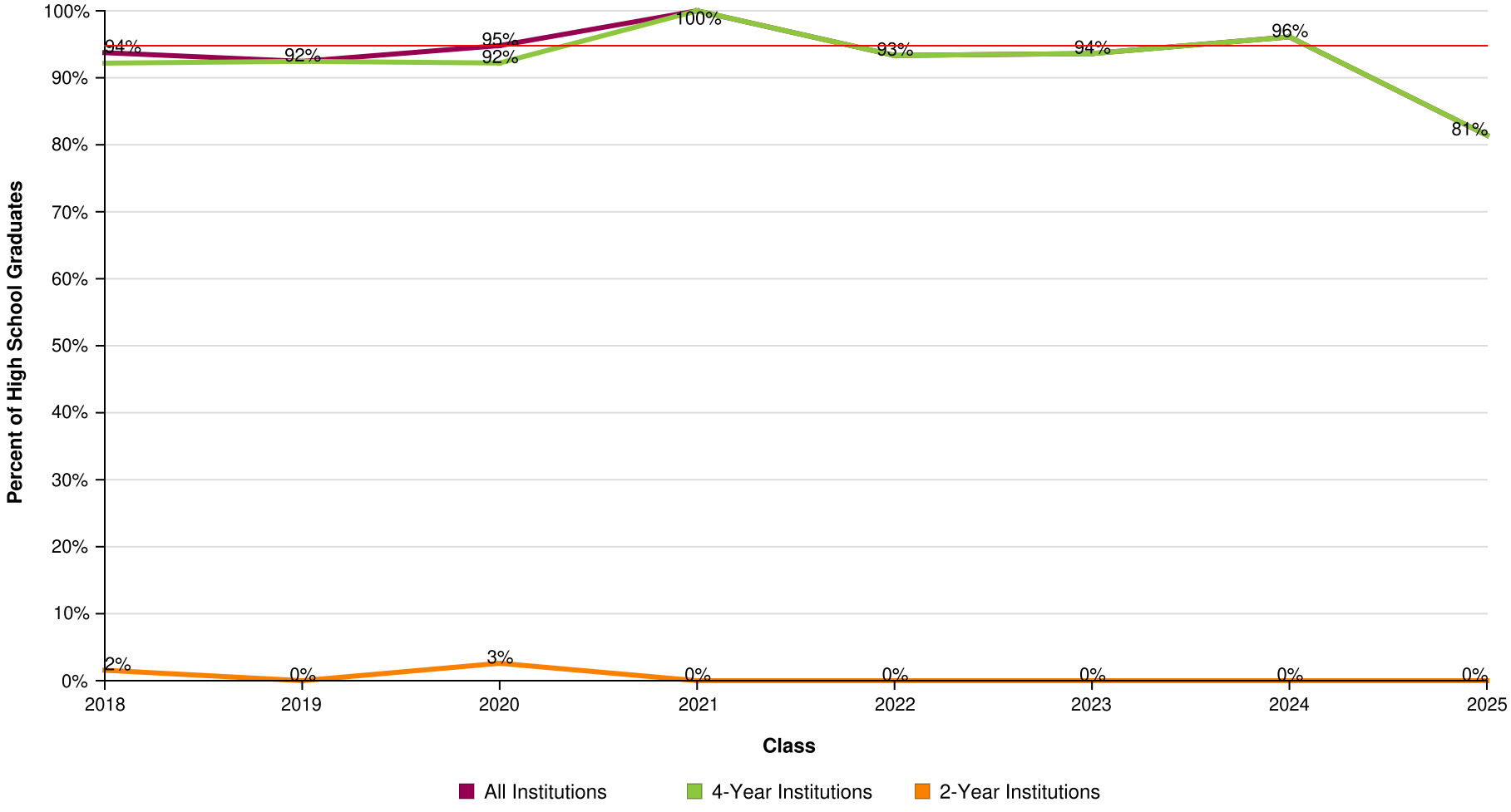

AVG = 95%

Archimedean Upper Conservatory Cs

Report Run Date: 05/22/2026 02:02 PM

NATIONAL STUDENT CLEARINGHOUSE

©2012 National Student Clearinghouse. All rights reserved.

Percent of Students Enrolled in College at Any Time During the First Two Years After High School by Institutional Location

Effective Date = April 16, 2026

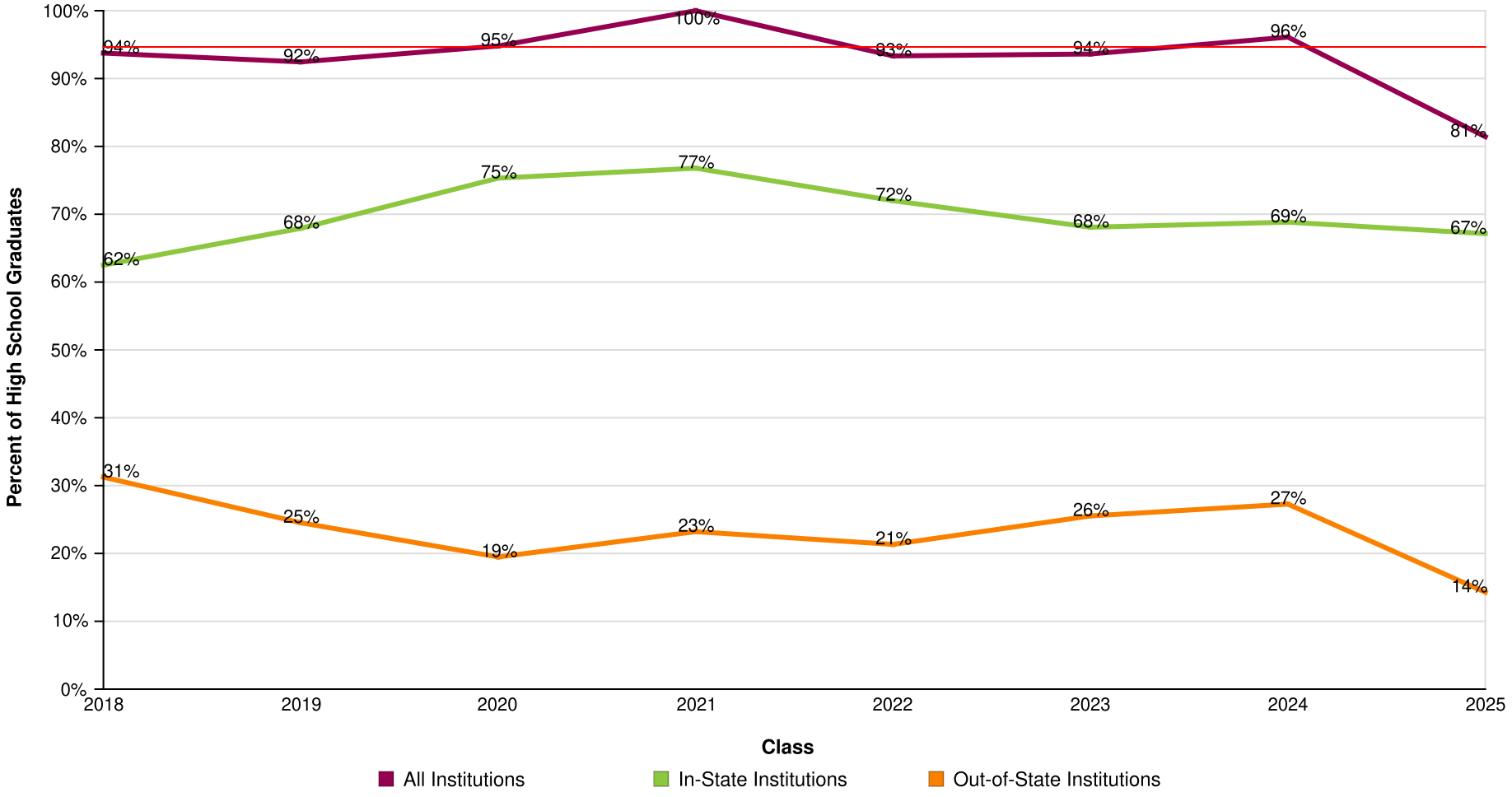

AVG = 95%

Archimedean Upper Conservatory Cs

Report Run Date: 05/22/2026 02:02 PM

NATIONAL STUDENT CLEARINGHOUSE

©2012 National Student Clearinghouse. All rights reserved.

Count of Students Enrolled in College at Any Time During the First Two Years After High School

Effective Date = April 16, 2026

Class of	2018	2019	2020	2021	2022	2023	2024	2025
Total in the Class	64	53	77	56	75	47	77	70
Total Enrolled	60	49	73	56	70	44	74	57
Total in Public	37	36	55	43	50	32	54	48
Total in Private	23	13	18	13	20	12	20	9
Total in 4-Year	59	49	71	56	70	44	74	57
Total in 2-Year	1	0	2	0	0	0	0	0
Total In-State	40	36	58	43	54	32	53	47
Total Out-of-State	20	13	15	13	16	12	21	10

NATIONAL STUDENT CLEARINGHOUSE

©2012 National Student Clearinghouse. All rights reserved.

Percent of Students Enrolled in College the First Year After High School Who Returned for a Second Year (Freshman to Sophomore Persistence)

Effective Date = April 16, 2026

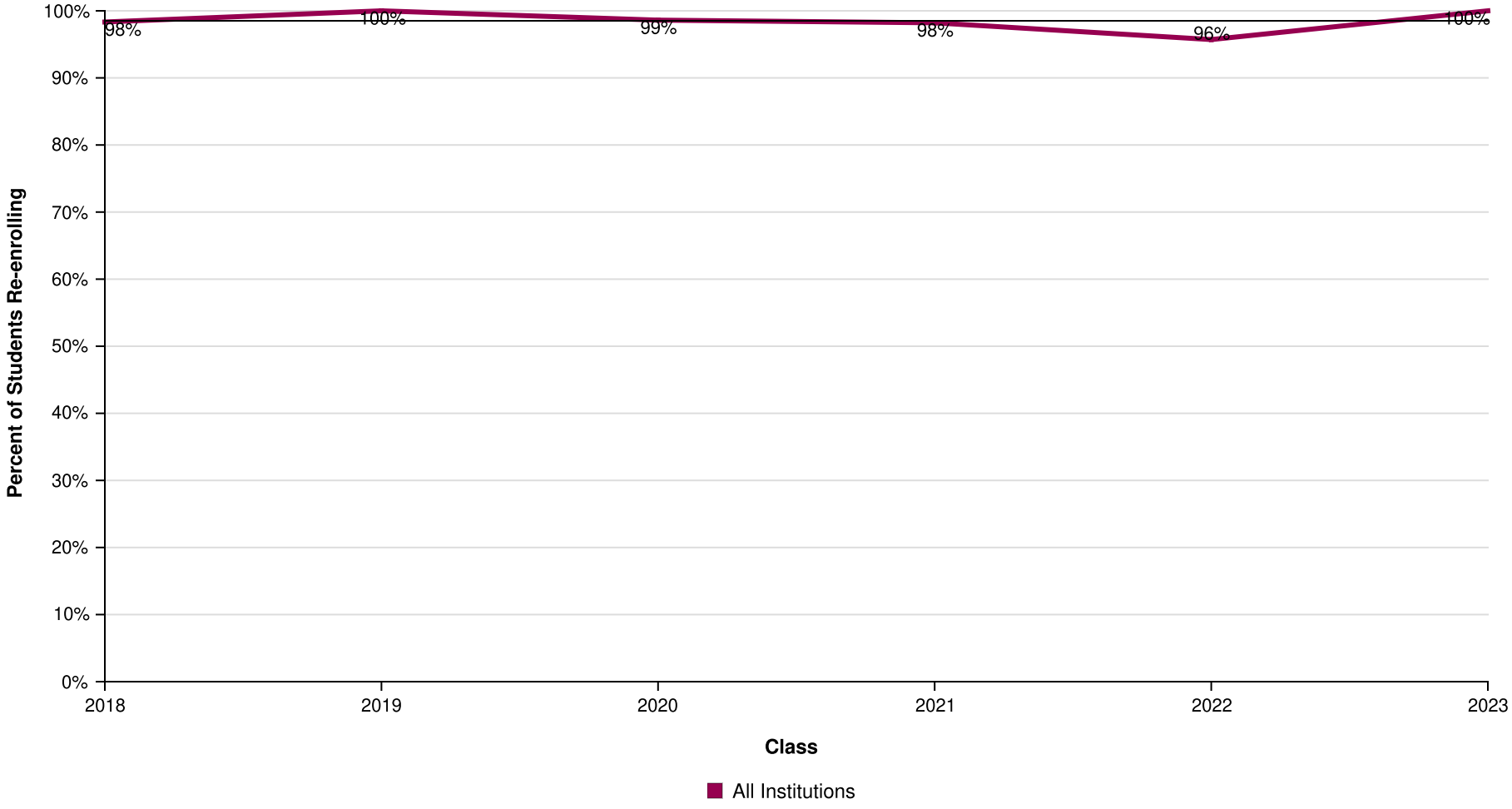

AVG = 98%

Archimedean Upper Conservatory Cs

Report Run Date: 05/22/2026 02:02 PM

NATIONAL STUDENT CLEARINGHOUSE

©2012 National Student Clearinghouse. All rights reserved.

Percent of Students Enrolled in College the First Year After High School Who Returned for a Second Year (Freshman to Sophomore Persistence) by Institutional Type

Effective Date = April 16, 2026

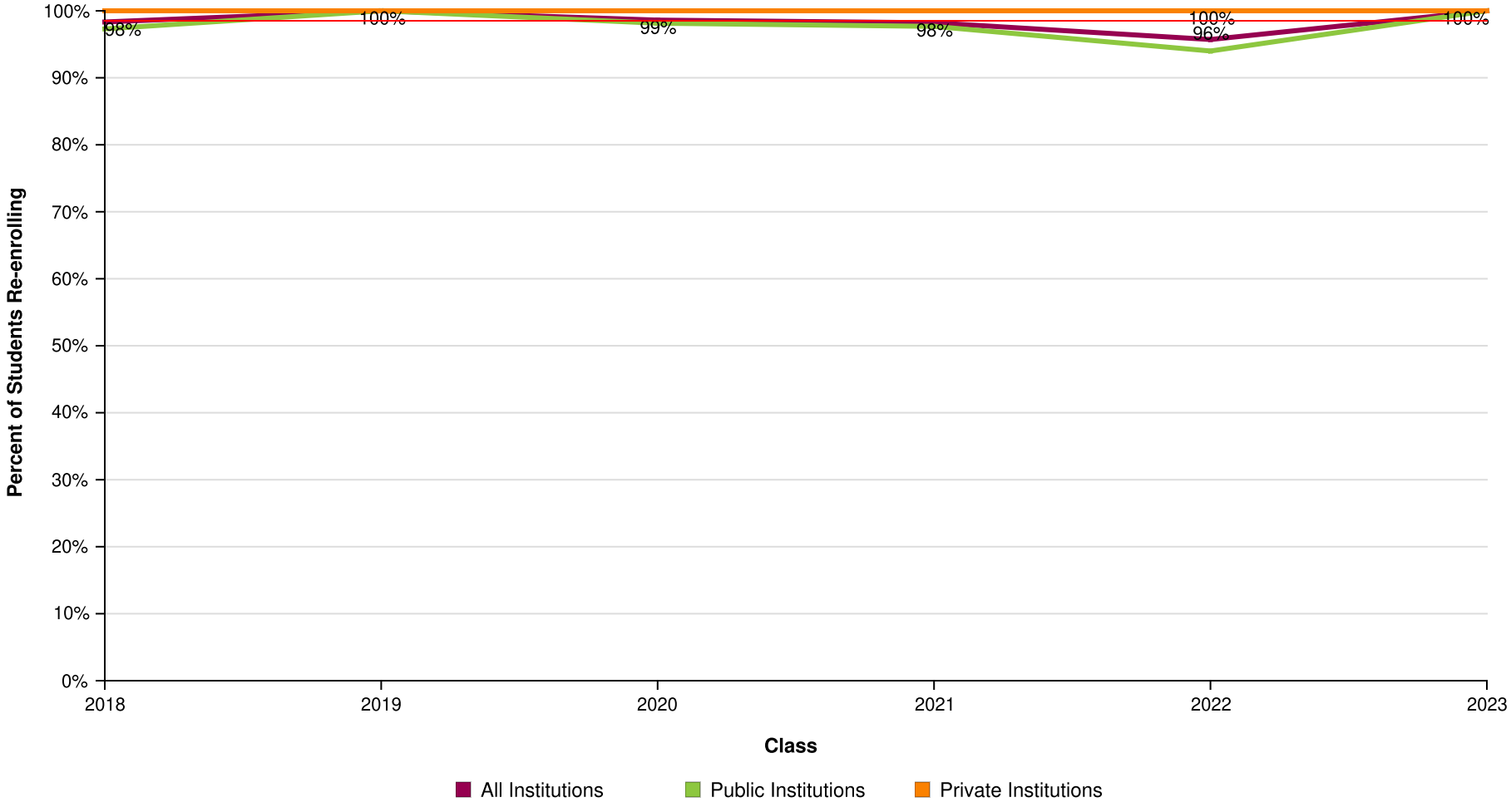

AVG = 98%

Archimedean Upper Conservatory Cs

Report Run Date: 05/22/2026 02:02 PM

NATIONAL STUDENT CLEARINGHOUSE

©2012 National Student Clearinghouse. All rights reserved.

Percent of Students Enrolled in College the First Year After High School Who Returned for a Second Year (Freshman to Sophomore Persistence) by Institutional Level

Effective Date = April 16, 2026

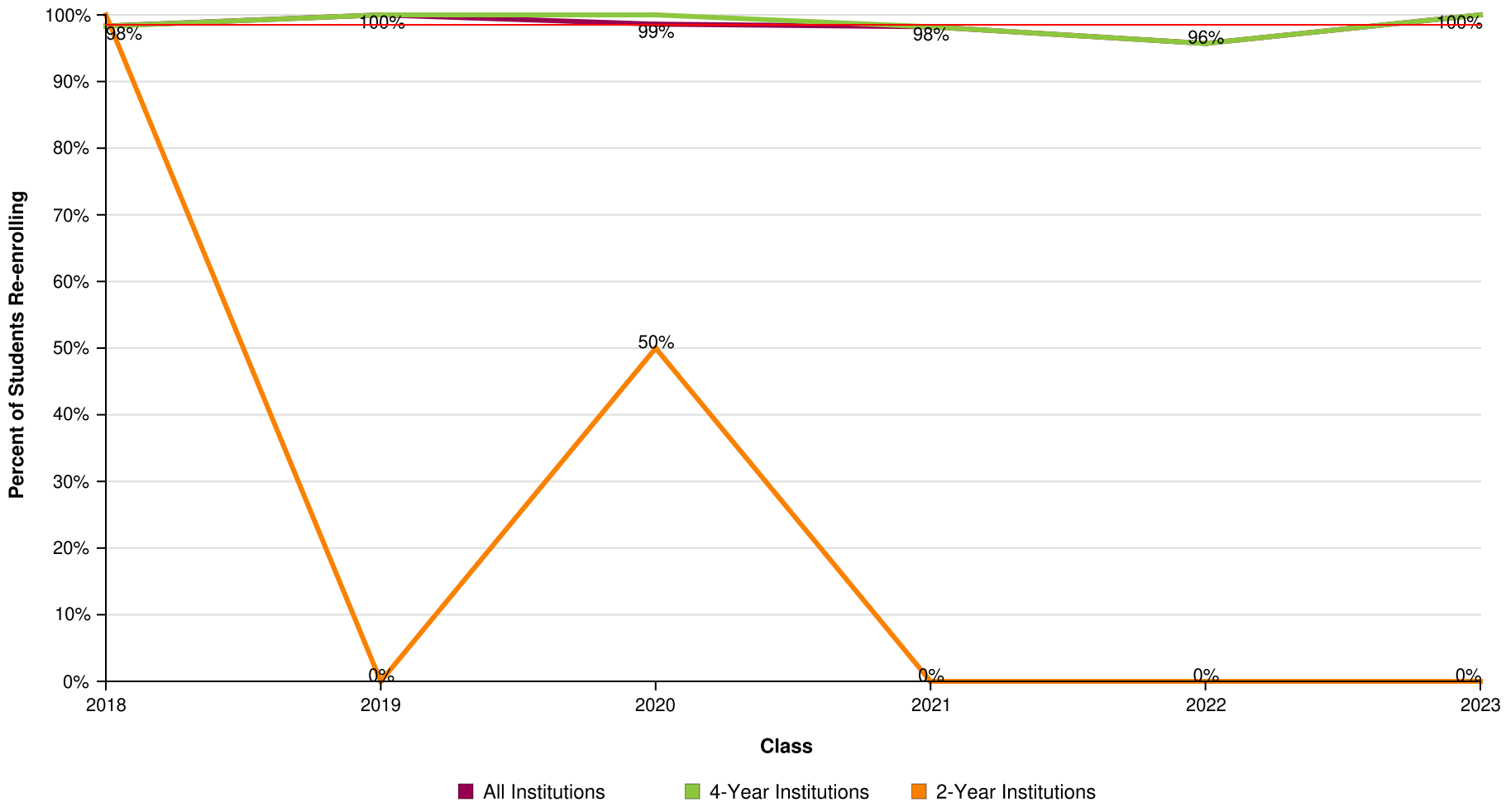

AVG = 98%

Archimedean Upper Conservatory Cs

Report Run Date: 05/22/2026 02:02 PM

NATIONAL STUDENT CLEARINGHOUSE

©2012 National Student Clearinghouse. All rights reserved.

Percent of Students Enrolled in College the First Year After High School Who Returned for a Second Year (Freshman to Sophomore Persistence) by Institutional Location

Effective Date = April 16, 2026

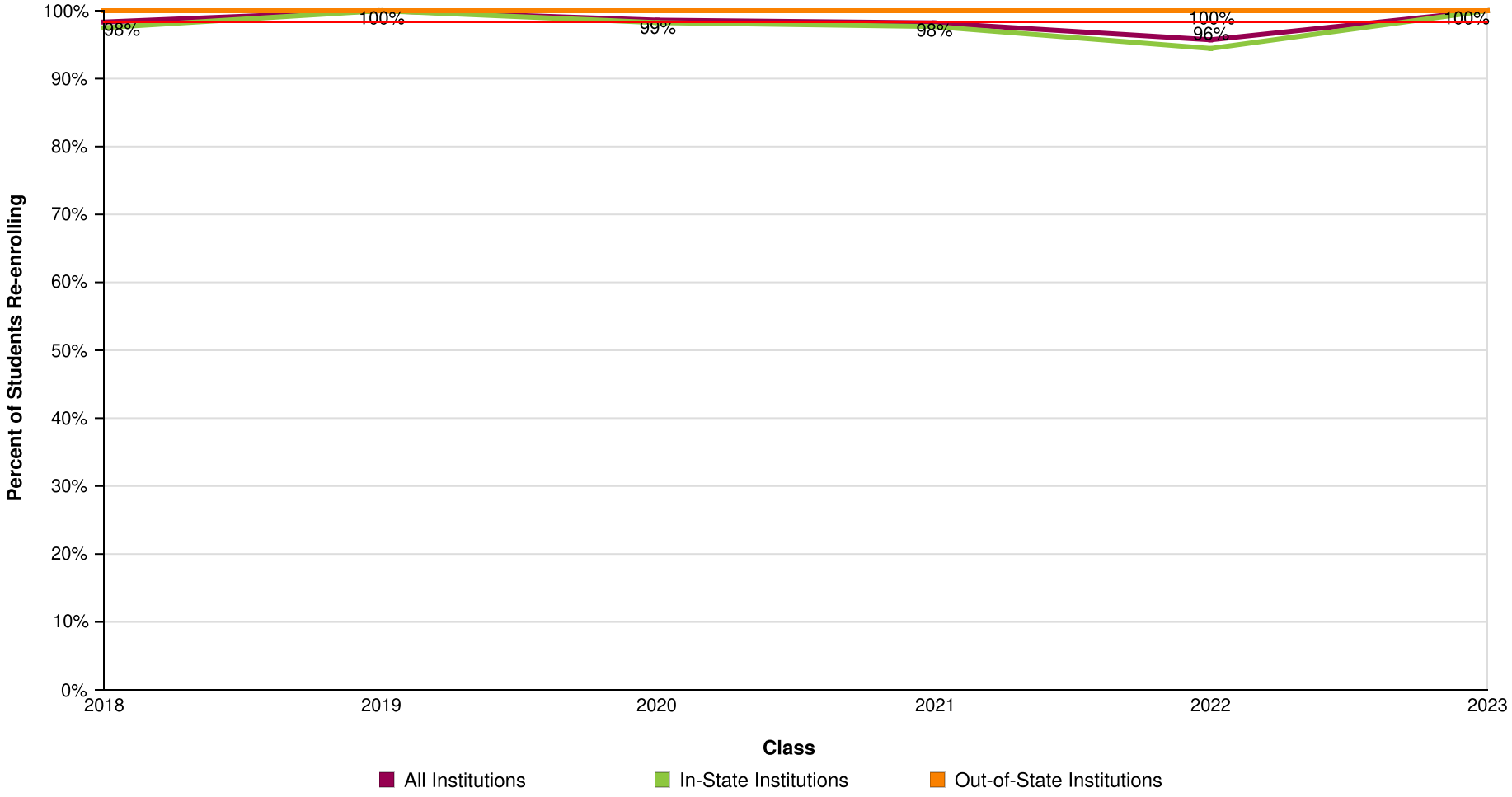

AVG = 98%

Archimedean Upper Conservatory Cs

Report Run Date: 05/22/2026 02:02 PM

NATIONAL STUDENT CLEARINGHOUSE

©2012 National Student Clearinghouse. All rights reserved.

Count of Students Enrolled in College the First Year After High School Who Returned for a Second Year (Freshman to Sophomore Persistence)

Effective Date = April 16, 2026

Class of	2018	2019	2020	2021	2022	2023
Total in the Class	64	53	77	56	75	47
Enrolled Anywhere 1st Year	60	48	72	56	70	42
Enrolled Anywhere 2nd Year	59	48	71	55	67	42
In Public 1st Year	37	35	54	43	50	30
Enrolled Anywhere 2nd Year	36	35	53	42	47	30
In Private 1st Year	23	13	18	13	20	12
Enrolled Anywhere 2nd Year	23	13	18	13	20	12
In 4-Year 1st Year	59	48	70	56	70	42
Enrolled Anywhere 2nd Year	58	48	70	55	67	42
In 2-Year 1st Year	1	0	2	0	0	0
Enrolled Anywhere 2nd Year	1	0	1	0	0	0
In-State 1st Year	40	35	57	43	54	30
Enrolled Anywhere 2nd Year	39	35	56	42	51	30
Out-of-State 1st Year	20	13	15	13	16	12
Enrolled Anywhere 2nd Year	20	13	15	13	16	12

NATIONAL STUDENT CLEARINGHOUSE

©2012 National Student Clearinghouse. All rights reserved.

Percent of High School Class Who Completed a Degree Within Six Years

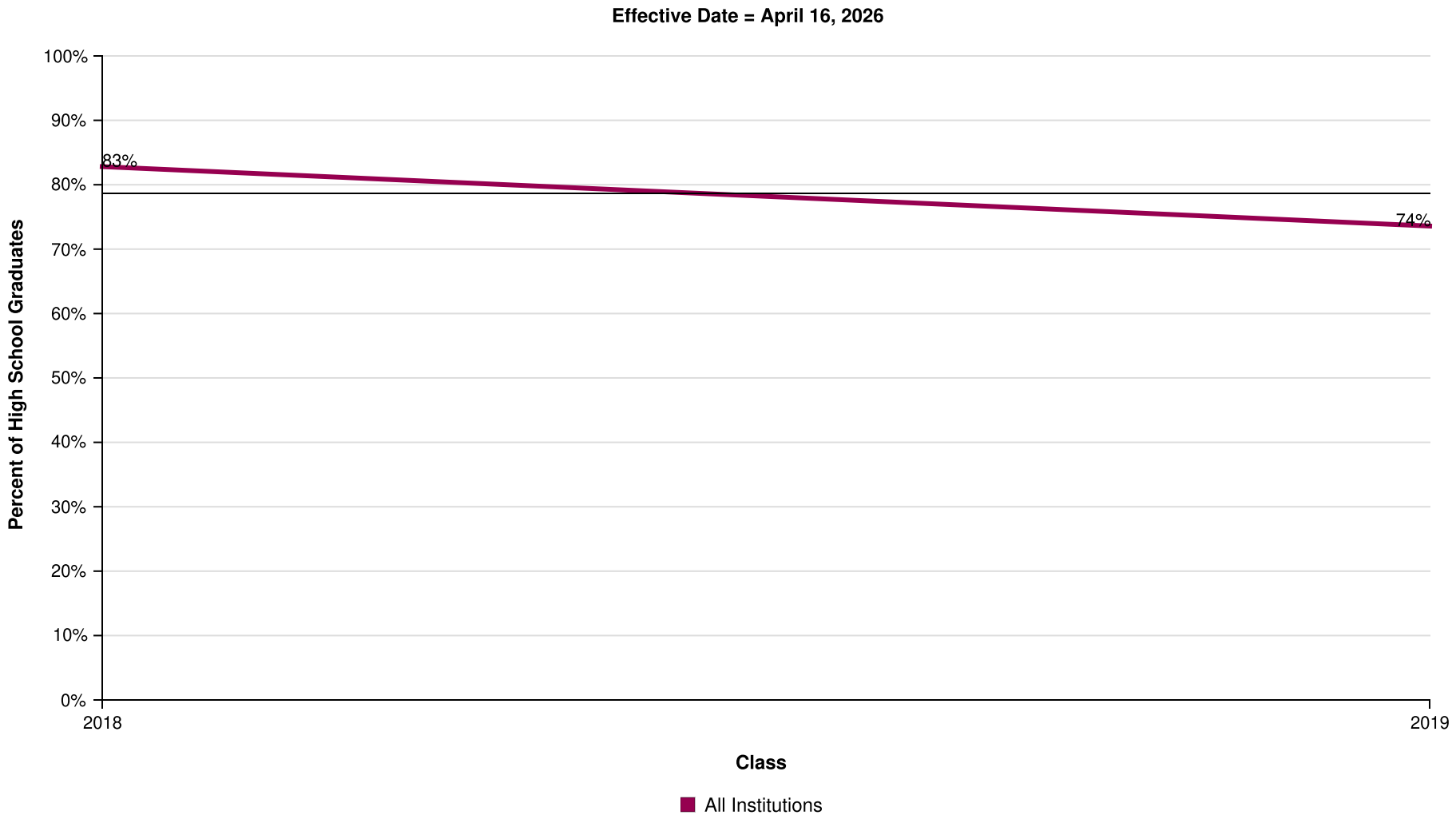

AVG = 79%

Archimedean Upper Conservatory Cs

NATIONAL STUDENT CLEARINGHOUSE

©2012 National Student Clearinghouse. All rights reserved.

Percent of High School Class Who Completed a Degree Within Six Years by Institutional Type

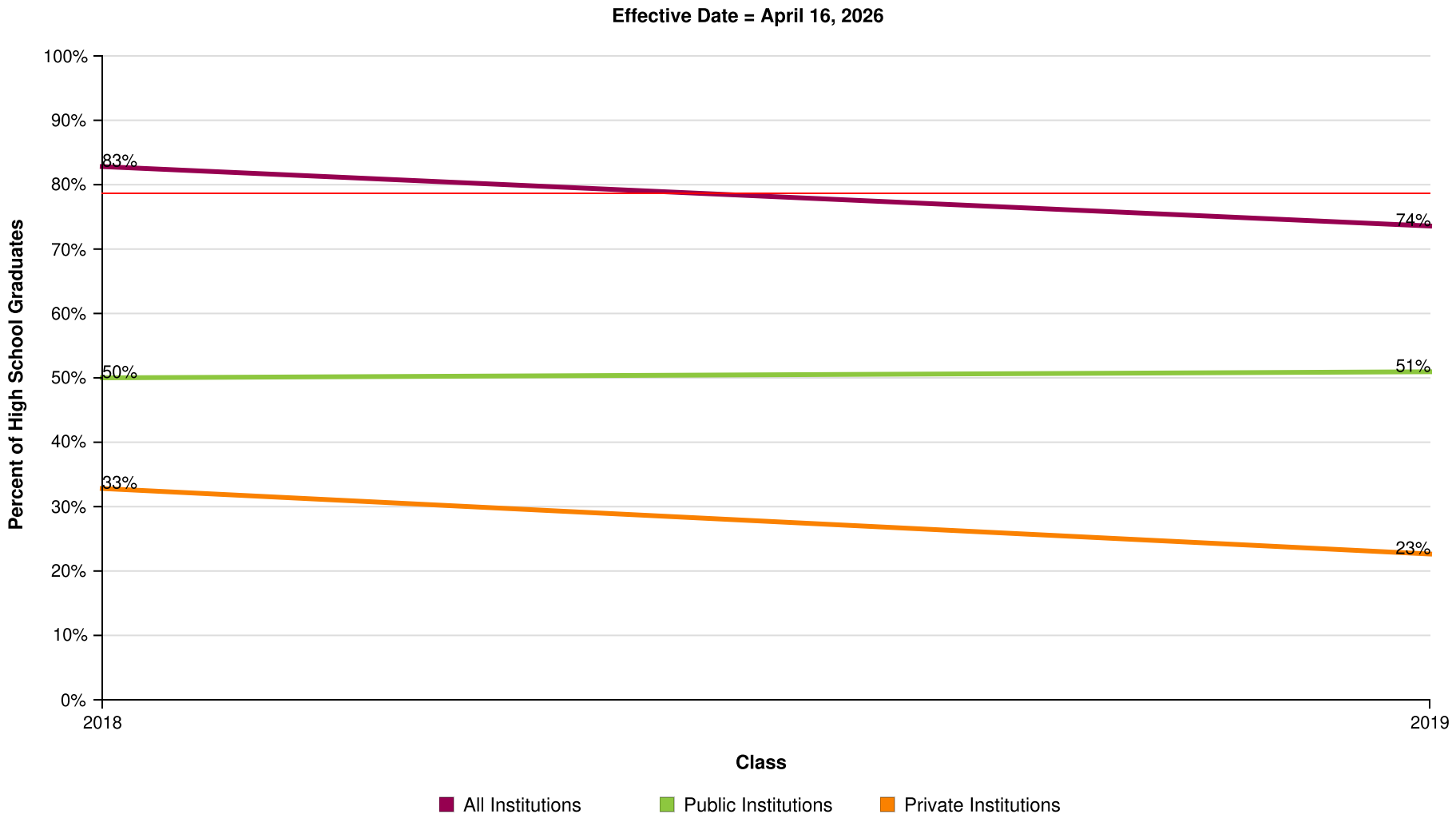

AVG = 79%

Archimedean Upper Conservatory Cs

Report Run Date: 05/22/2026 02:02 PM

NATIONAL STUDENT CLEARINGHOUSE

©2012 National Student Clearinghouse. All rights reserved.

Percent of High School Class Who Completed a Degree Within Six Years by Institutional Level

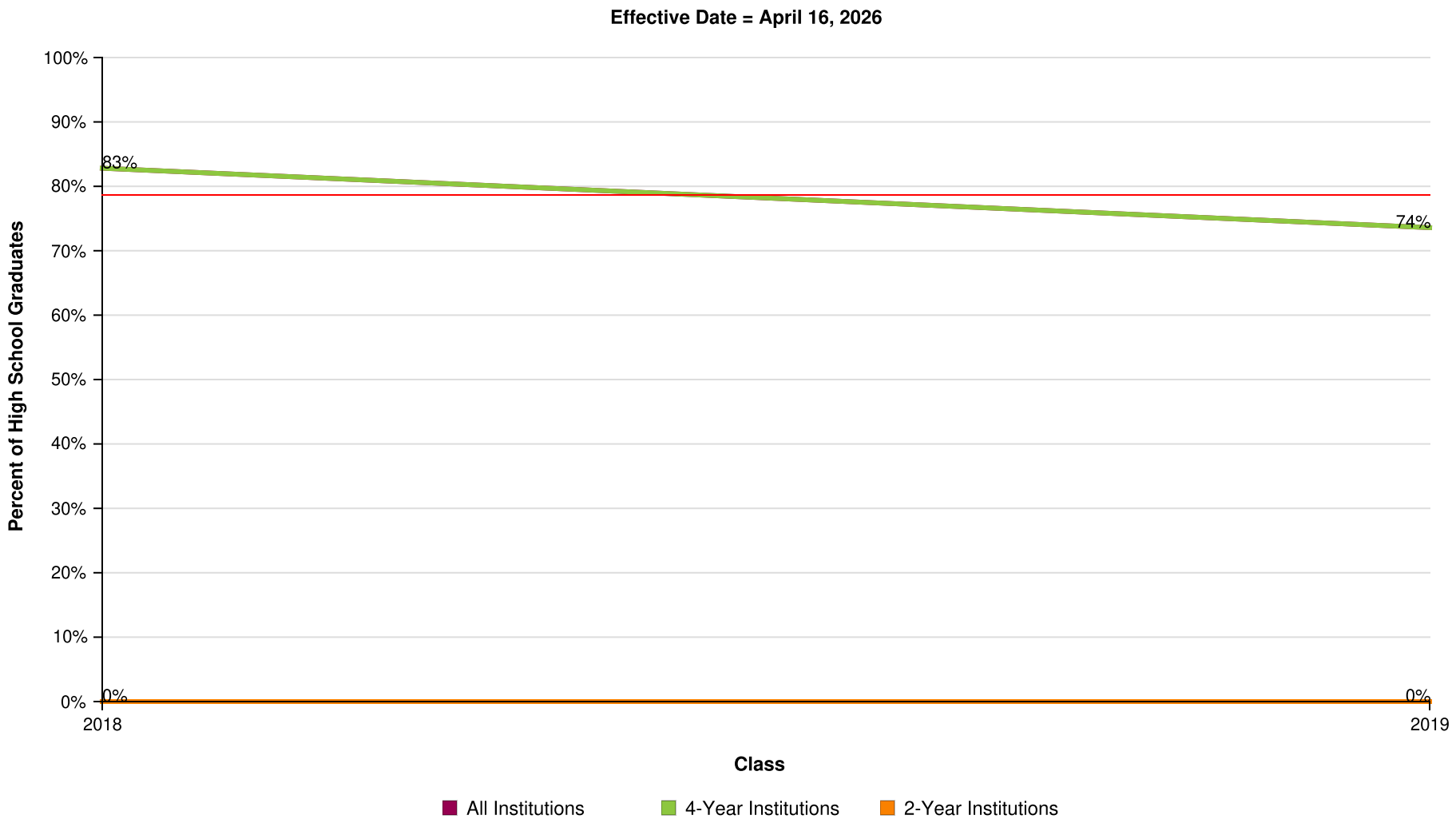

AVG = 79%

Archimedean Upper Conservatory Cs

Report Run Date: 05/22/2026 02:02 PM

NATIONAL STUDENT CLEARINGHOUSE

©2012 National Student Clearinghouse. All rights reserved.

Percent of High School Class Who Completed a Degree Within Six Years by Institutional Location

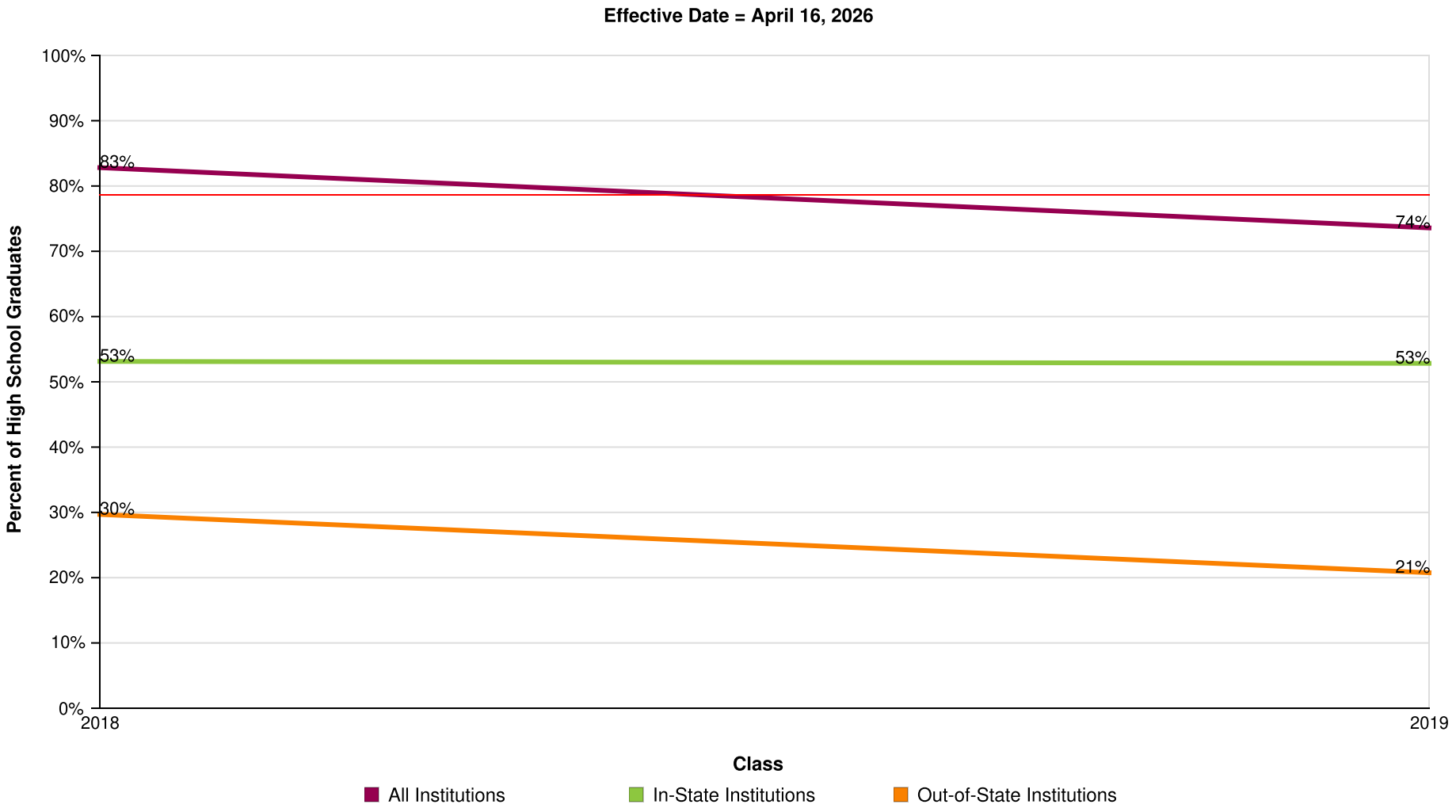

AVG = 79%

Archimedean Upper Conservatory Cs

Report Run Date: 05/22/2026 02:02 PM

NATIONAL STUDENT CLEARINGHOUSE

©2012 National Student Clearinghouse. All rights reserved.

Count of High School Graduates with a College Degree

Effective Date = April 16, 2026

Class of	2018	2019
Total in the Class	64	53
Total With a Degree	53	39
Total from Public	32	27
Total from Private	21	12
Total from 4-Year	53	39
Total from 2-Year	0	0
Total In-State	34	28
Total Out-Of-State	19	11

NATIONAL STUDENT CLEARINGHOUSE®

©2012 National Student Clearinghouse. All rights reserved.

Time to College Graduation Within Six Years (Associate's, Bachelor's and Higher)

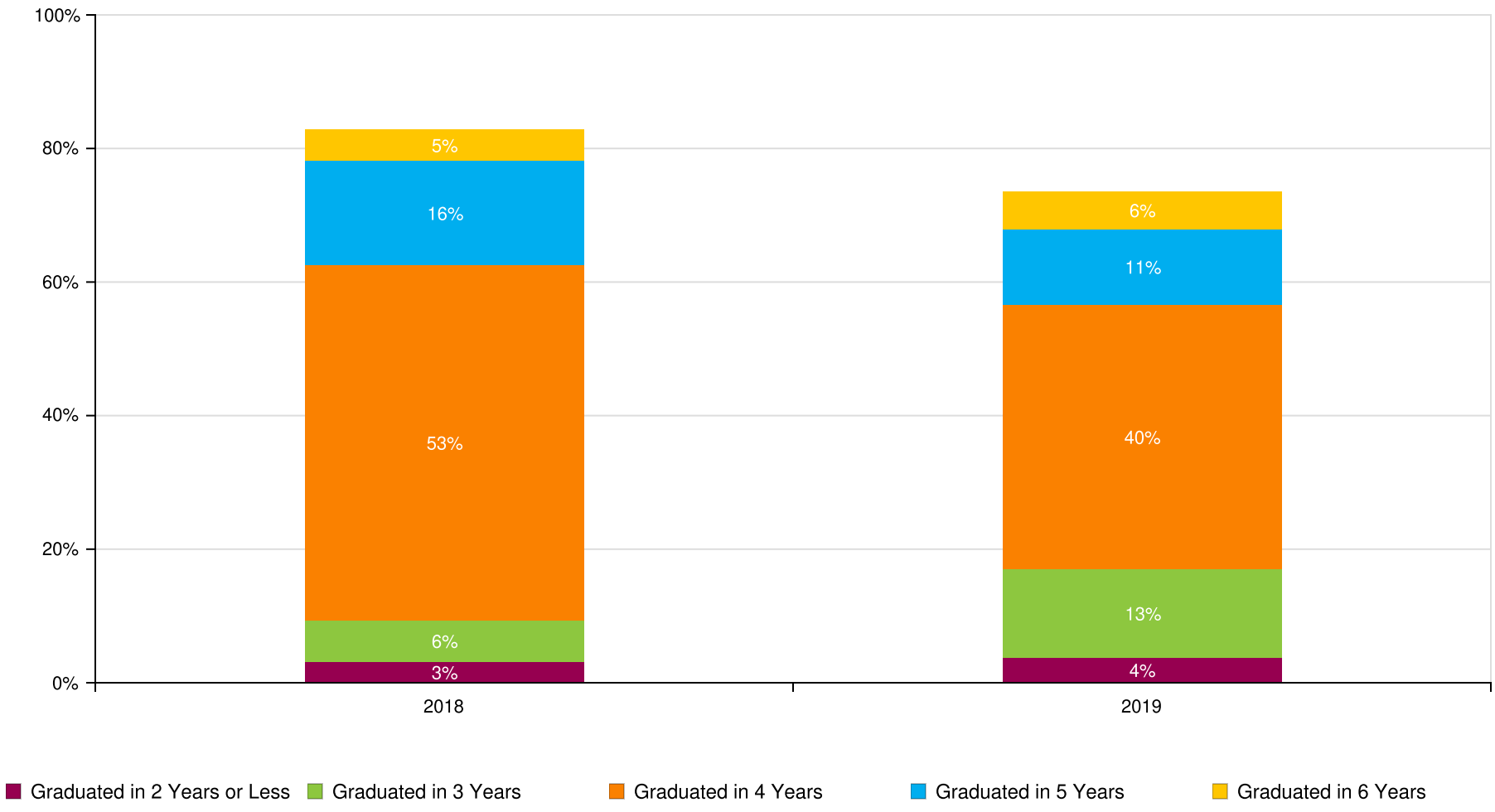

Archimedean Upper Conservatory Cs

Report Run Date: 05/22/2026 02:02 PM

NATIONAL STUDENT CLEARINGHOUSE

©2012 National Student Clearinghouse. All rights reserved.

Count of Time to College Graduation within Six Years

Class of	2018	2019
Total In the Class	64	53
Graduated in 2 Years or Less	2	2
Graduated in 3 Years	4	7
Graduated in 4 Years	34	21
Graduated in 5 Years	10	6
Graduated in 6 Years	3	3

NATIONAL STUDENT CLEARINGHOUSE®

©2012 National Student Clearinghouse. All rights reserved.

Class of 2018 Postsecondary Enrollment and Progress

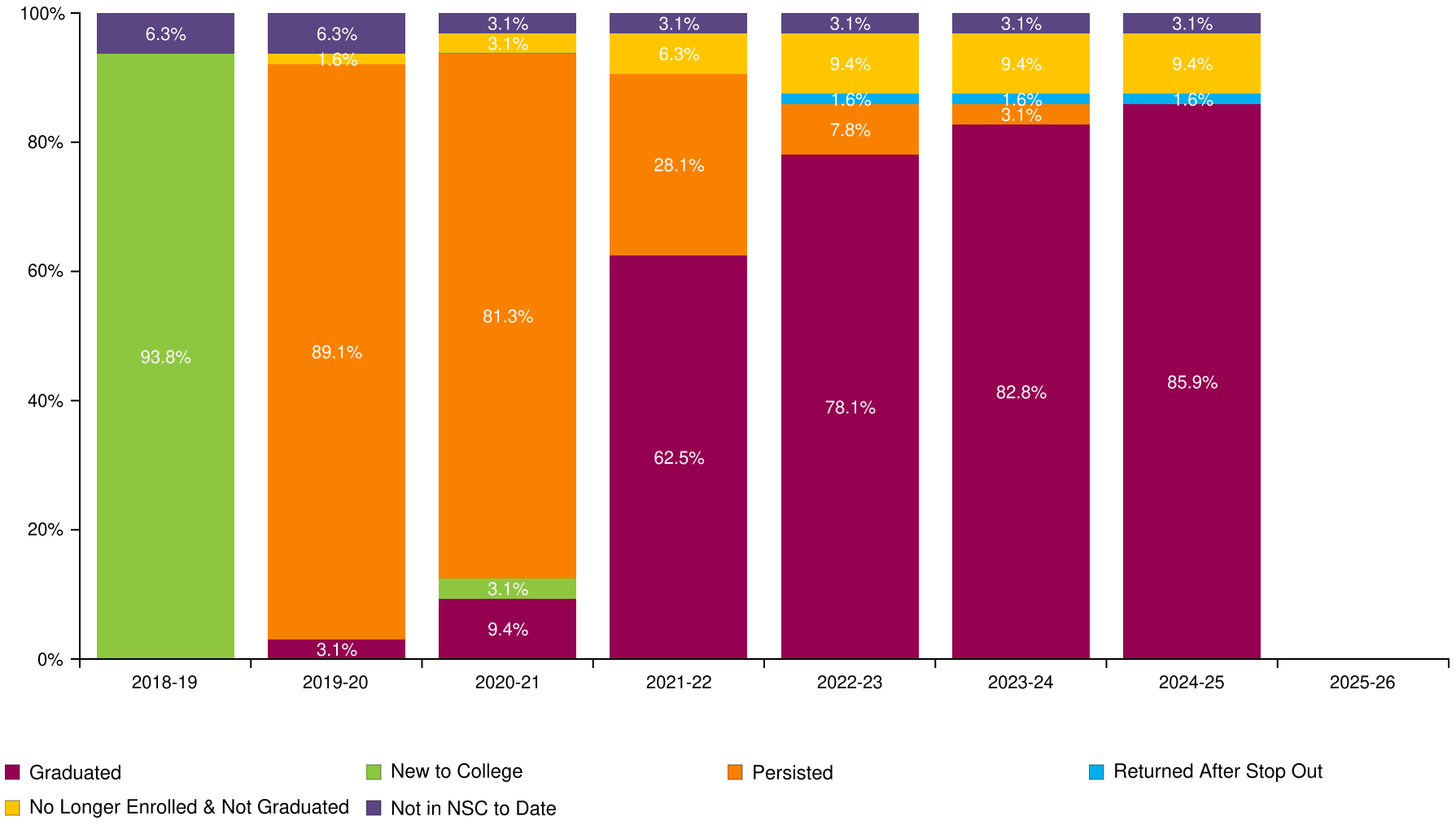

Archimedean Upper Conservatory Cs

Report Run Date: 05/22/2026 02:02 PM

NATIONAL STUDENT CLEARINGHOUSE

©2012 National Student Clearinghouse. All rights reserved.

Count of Class 2018 Postsecondary Enrollment and Progress

Total in the Class: 64

Academic Years	2018-19	2019-20	2020-21	2021-22	2022-23	2023-24	2024-25	2025-26
New to College	60	0	2	0	0	0	0	0
Persisted	0	57	52	18	5	2	0	0
Returned After Stop Out	0	0	0	0	1	1	1	0
No Longer Enrolled & Not Graduated	0	1	2	4	6	6	6	0
Graduated	0	2	6	40	50	53	55	0
Not in NSC to Date	4	4	2	2	2	2	2	0

NATIONAL STUDENT CLEARINGHOUSE

©2012 National Student Clearinghouse. All rights reserved.

Class of 2019 Postsecondary Enrollment and Progress

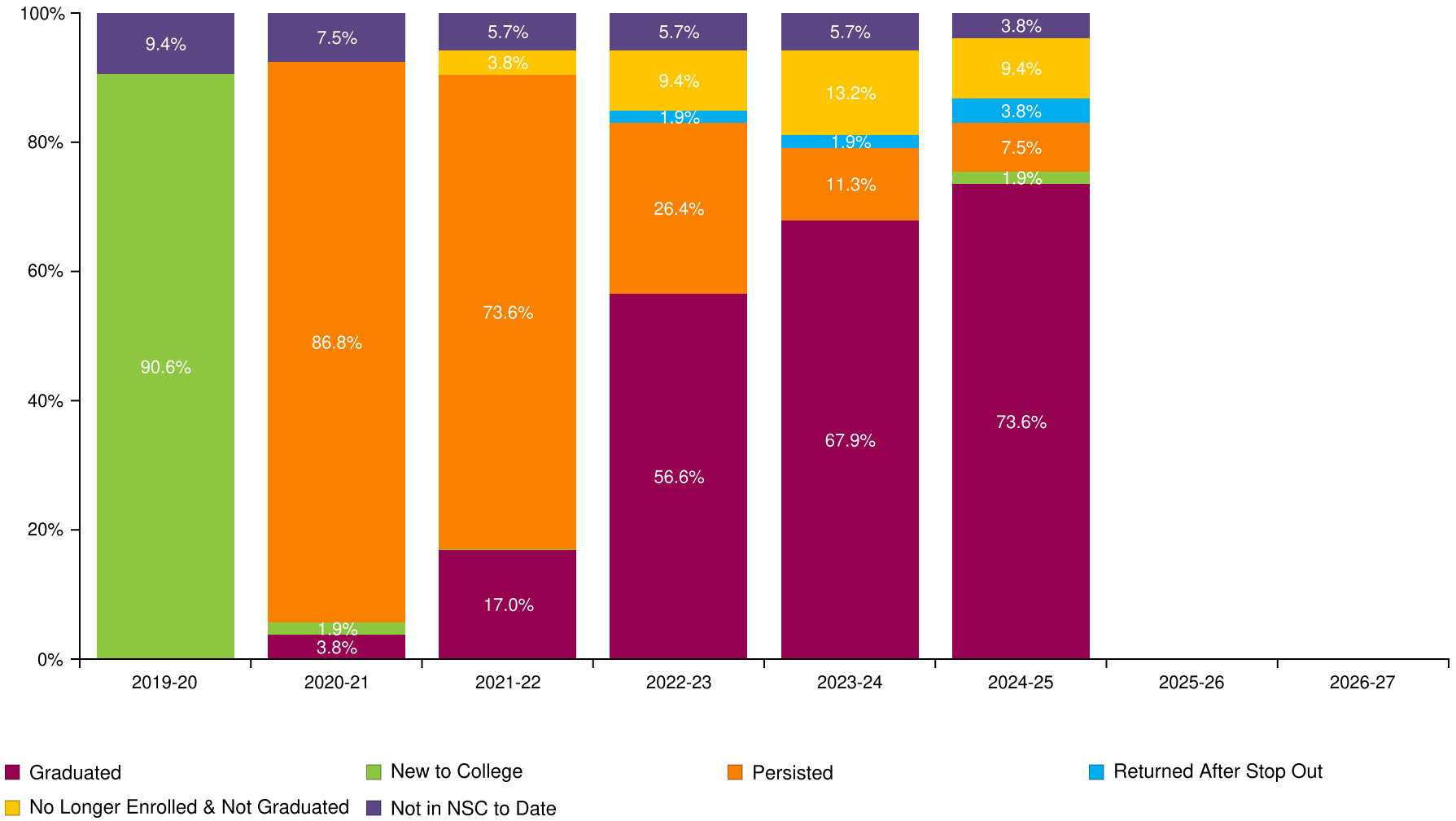

Archimedean Upper Conservatory Cs

Report Run Date: 05/22/2026 02:02 PM

NATIONAL STUDENT CLEARINGHOUSE

©2012 National Student Clearinghouse. All rights reserved.

Count of Class 2019 Postsecondary Enrollment and Progress

Total in the Class: 53

Academic Years	2019-20	2020-21	2021-22	2022-23	2023-24	2024-25	2025-26	2026-27
New to College	48	1	0	0	0	1	0	0
Persisted	0	46	39	14	6	4	0	0
Returned After Stop Out	0	0	0	1	1	2	0	0
No Longer Enrolled & Not Graduated	0	0	2	5	7	5	0	0
Graduated	0	2	9	30	36	39	0	0
Not in NSC to Date	5	4	3	3	3	2	0	0

NATIONAL STUDENT CLEARINGHOUSE

©2012 National Student Clearinghouse. All rights reserved.

Class of 2020 Postsecondary Enrollment and Progress

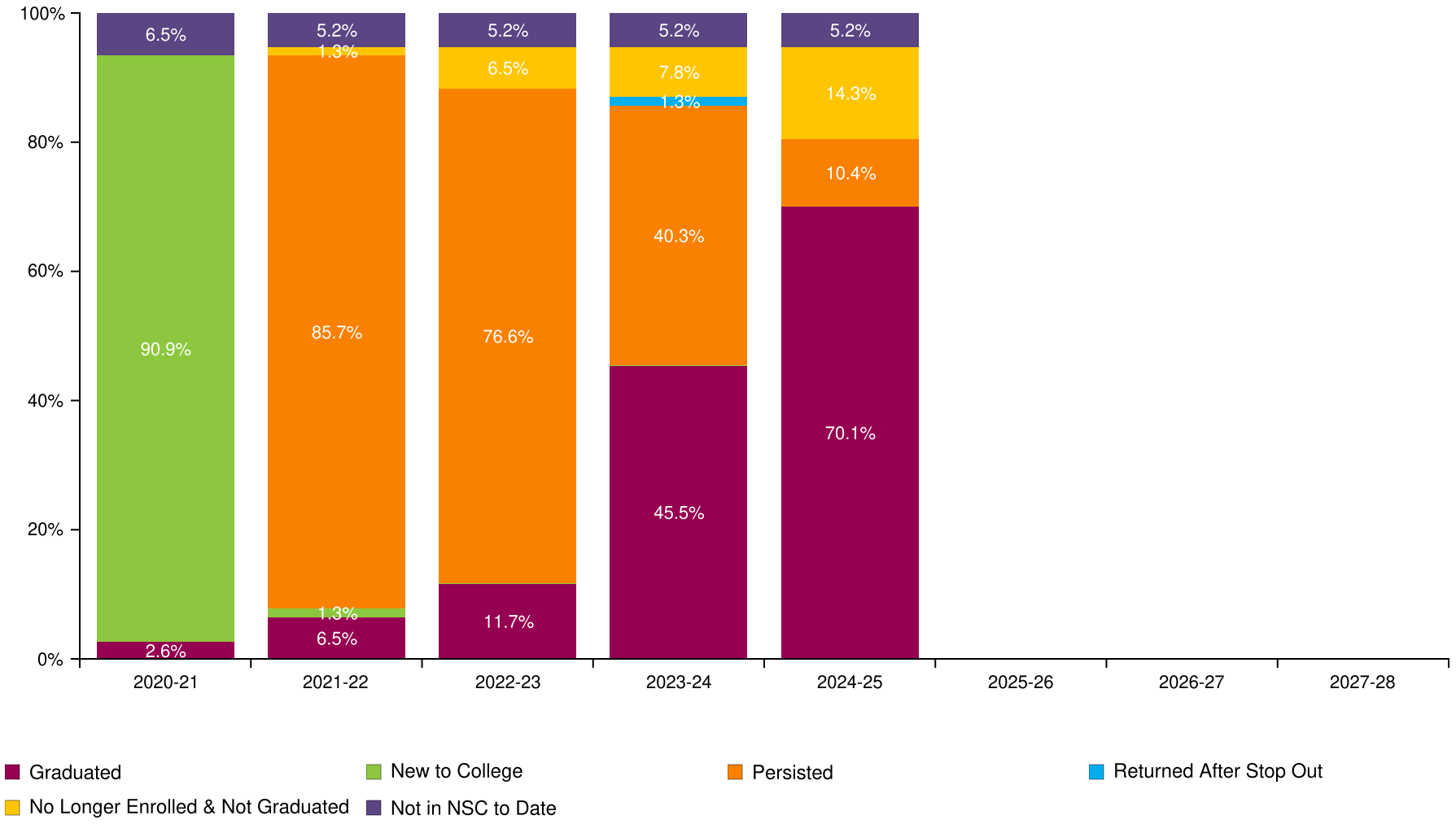

Archimedean Upper Conservatory Cs

Report Run Date: 05/22/2026 02:02 PM

NATIONAL STUDENT CLEARINGHOUSE

©2012 National Student Clearinghouse. All rights reserved.

Count of Class 2020 Postsecondary Enrollment and Progress

Total in the Class: 77

Academic Years	2020-21	2021-22	2022-23	2023-24	2024-25	2025-26	2026-27	2027-28
New to College	70	1	0	0	0	0	0	0
Persisted	0	66	59	31	8	0	0	0
Returned After Stop Out	0	0	0	1	0	0	0	0
No Longer Enrolled & Not Graduated	0	1	5	6	11	0	0	0
Graduated	2	5	9	35	54	0	0	0
Not in NSC to Date	5	4	4	4	4	0	0	0

NATIONAL STUDENT CLEARINGHOUSE

©2012 National Student Clearinghouse. All rights reserved.

Class of 2021 Postsecondary Enrollment and Progress

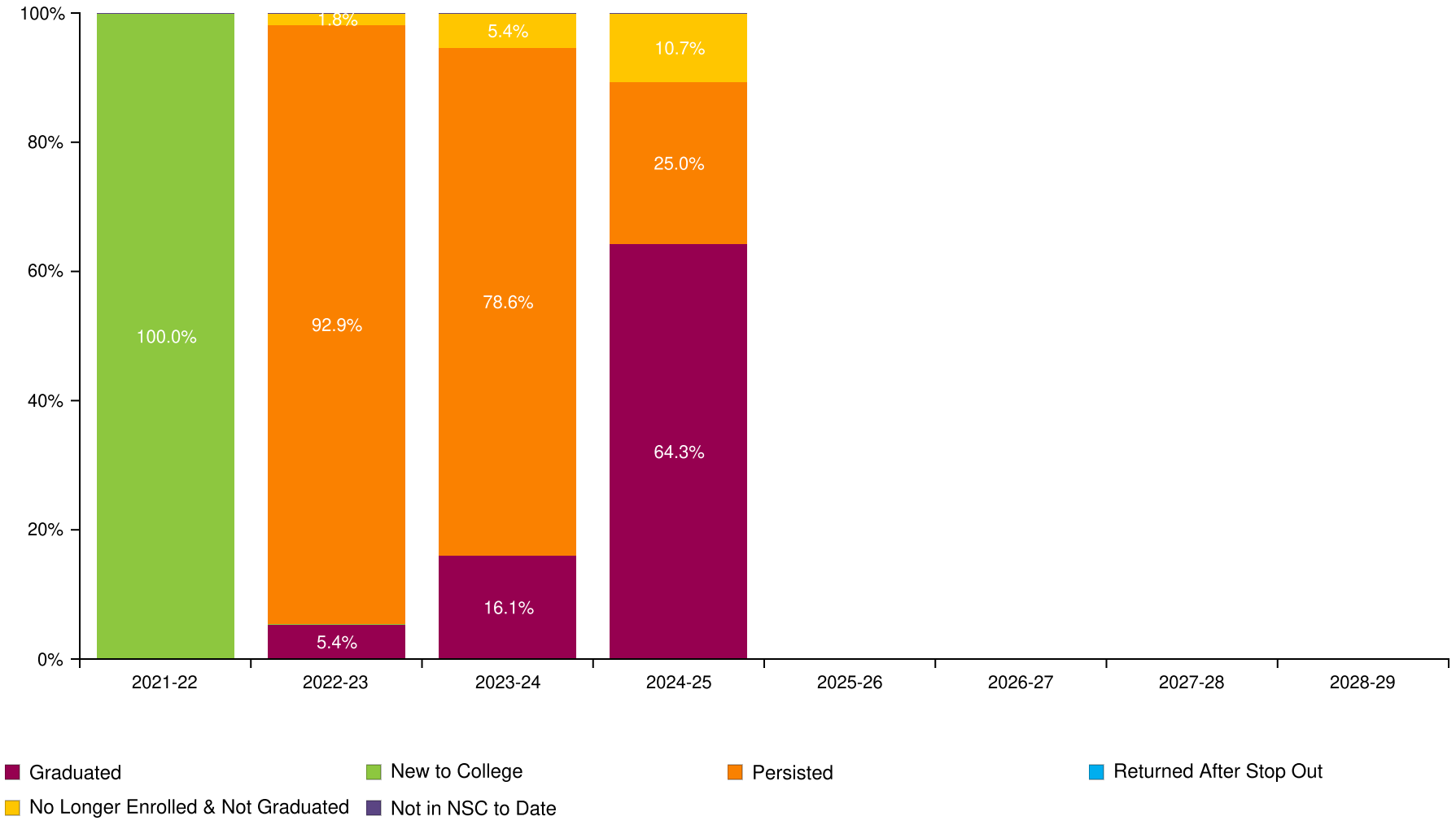

Archimedean Upper Conservatory Cs

Report Run Date: 05/22/2026 02:02 PM

NATIONAL STUDENT CLEARINGHOUSE

©2012 National Student Clearinghouse. All rights reserved.

Count of Class 2021 Postsecondary Enrollment and Progress

Total in the Class: 56

Academic Years	2021-22	2022-23	2023-24	2024-25	2025-26	2026-27	2027-28	2028-29
New to College	56	0	0	0	0	0	0	0
Persisted	0	52	44	14	0	0	0	0
Returned After Stop Out	0	0	0	0	0	0	0	0
No Longer Enrolled & Not Graduated	0	1	3	6	0	0	0	0
Graduated	0	3	9	36	0	0	0	0
Not in NSC to Date	0	0	0	0	0	0	0	0

NATIONAL STUDENT CLEARINGHOUSE

©2012 National Student Clearinghouse. All rights reserved.

Class of 2022 Postsecondary Enrollment and Progress

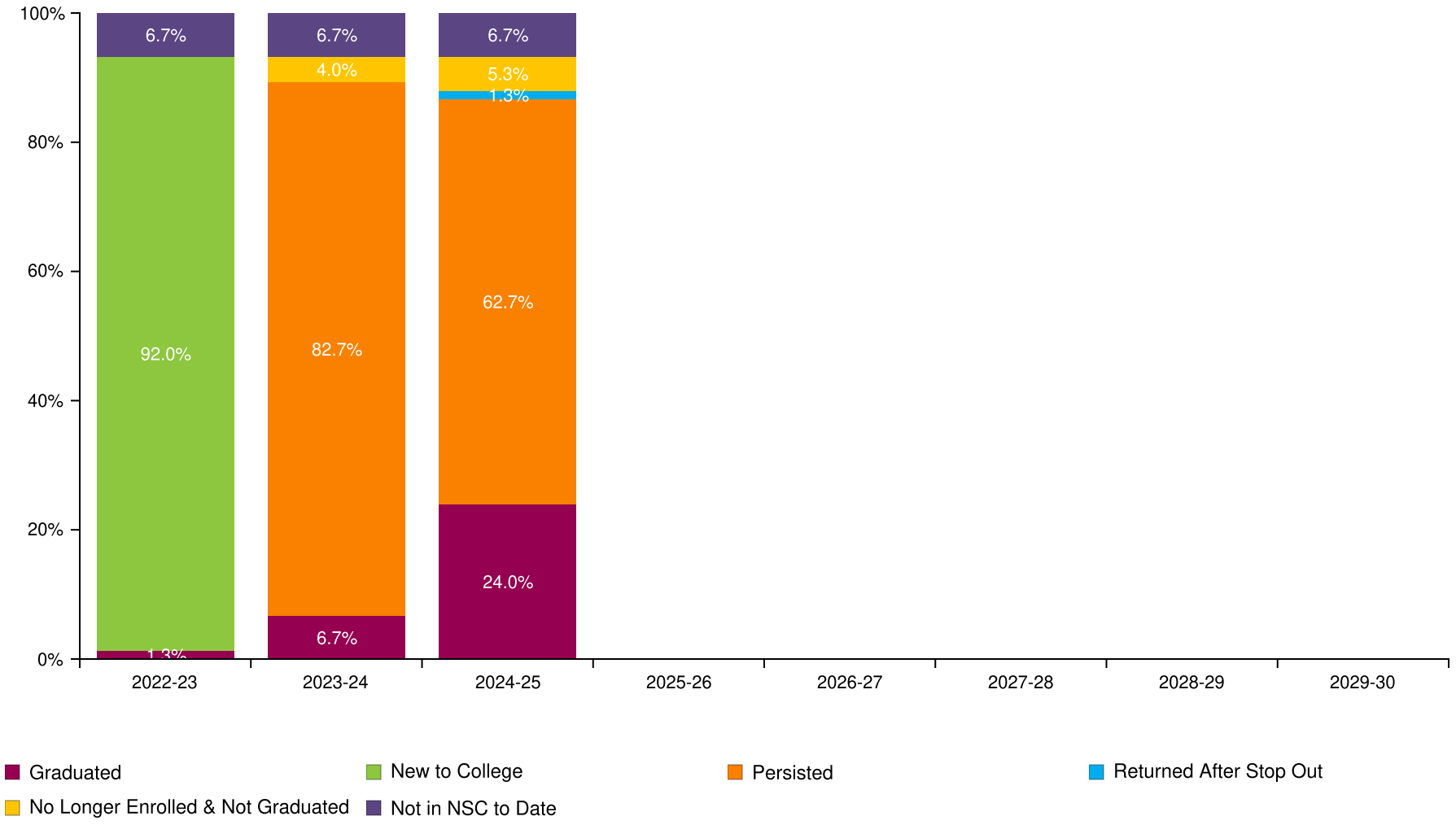

NATIONAL STUDENT CLEARINGHOUSE

©2012 National Student Clearinghouse. All rights reserved.

Count of Class 2022 Postsecondary Enrollment and Progress

Total in the Class: 75

Academic Years	2022-23	2023-24	2024-25	2025-26	2026-27	2027-28	2028-29	2029-30
New to College	69	0	0	0	0	0	0	0
Persisted	0	62	47	0	0	0	0	0
Returned After Stop Out	0	0	1	0	0	0	0	0
No Longer Enrolled & Not Graduated	0	3	4	0	0	0	0	0
Graduated	1	5	18	0	0	0	0	0
Not in NSC to Date	5	5	5	0	0	0	0	0

NATIONAL STUDENT CLEARINGHOUSE

©2012 National Student Clearinghouse. All rights reserved.

Class of 2023 Postsecondary Enrollment and Progress

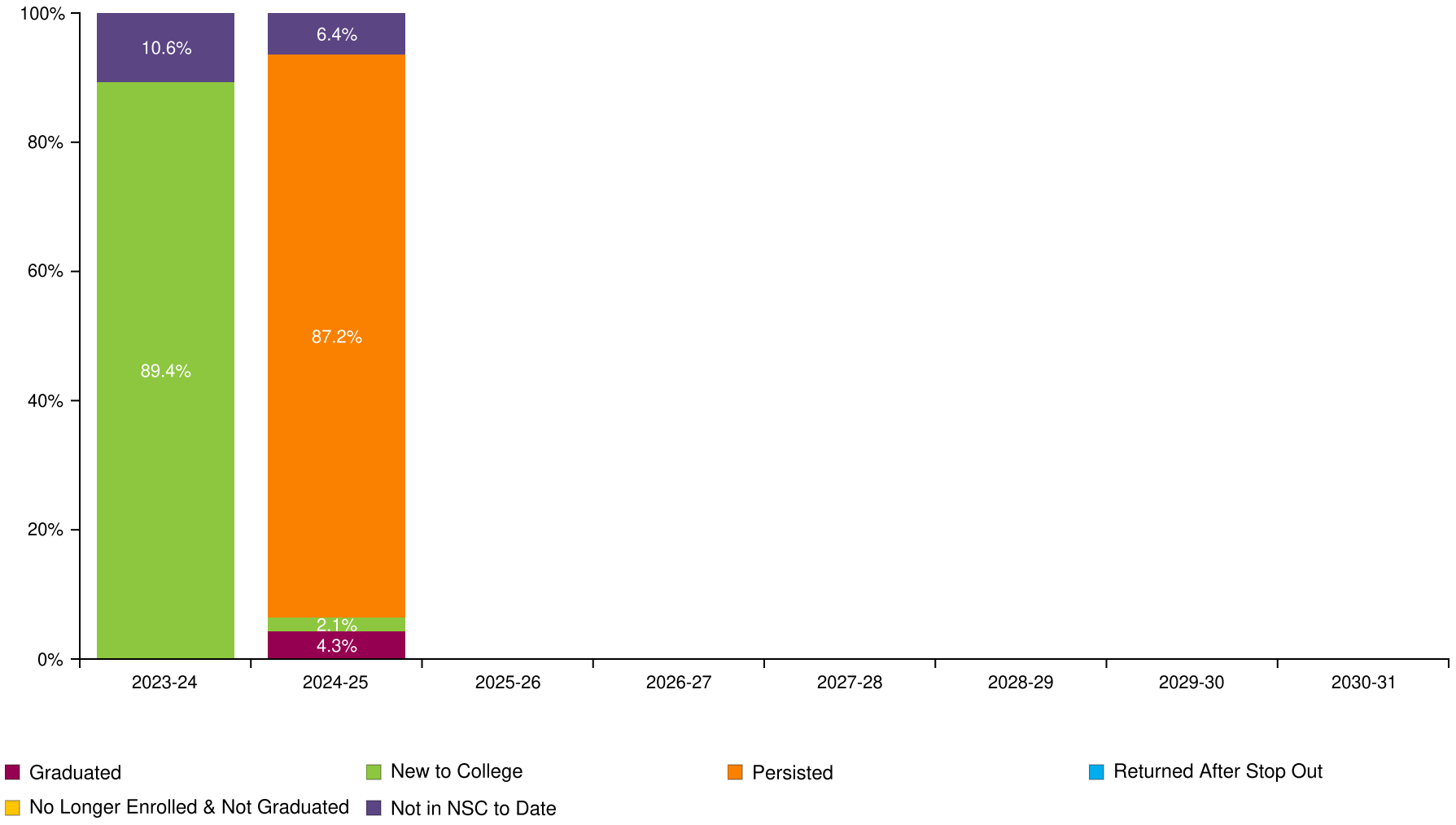

Archimedean Upper Conservatory Cs

Report Run Date: 05/22/2026 02:02 PM

NATIONAL STUDENT CLEARINGHOUSE

©2012 National Student Clearinghouse. All rights reserved.

Count of Class 2023 Postsecondary Enrollment and Progress

Total in the Class: 47

Academic Years	2023-24	2024-25	2025-26	2026-27	2027-28	2028-29	2029-30	2030-31
New to College	42	1	0	0	0	0	0	0
Persisted	0	41	0	0	0	0	0	0
Returned After Stop Out	0	0	0	0	0	0	0	0
No Longer Enrolled & Not Graduated	0	0	0	0	0	0	0	0
Graduated	0	2	0	0	0	0	0	0
Not in NSC to Date	5	3	0	0	0	0	0	0

NATIONAL STUDENT CLEARINGHOUSE

©2012 National Student Clearinghouse. All rights reserved.

Class of 2024 Postsecondary Enrollment and Progress

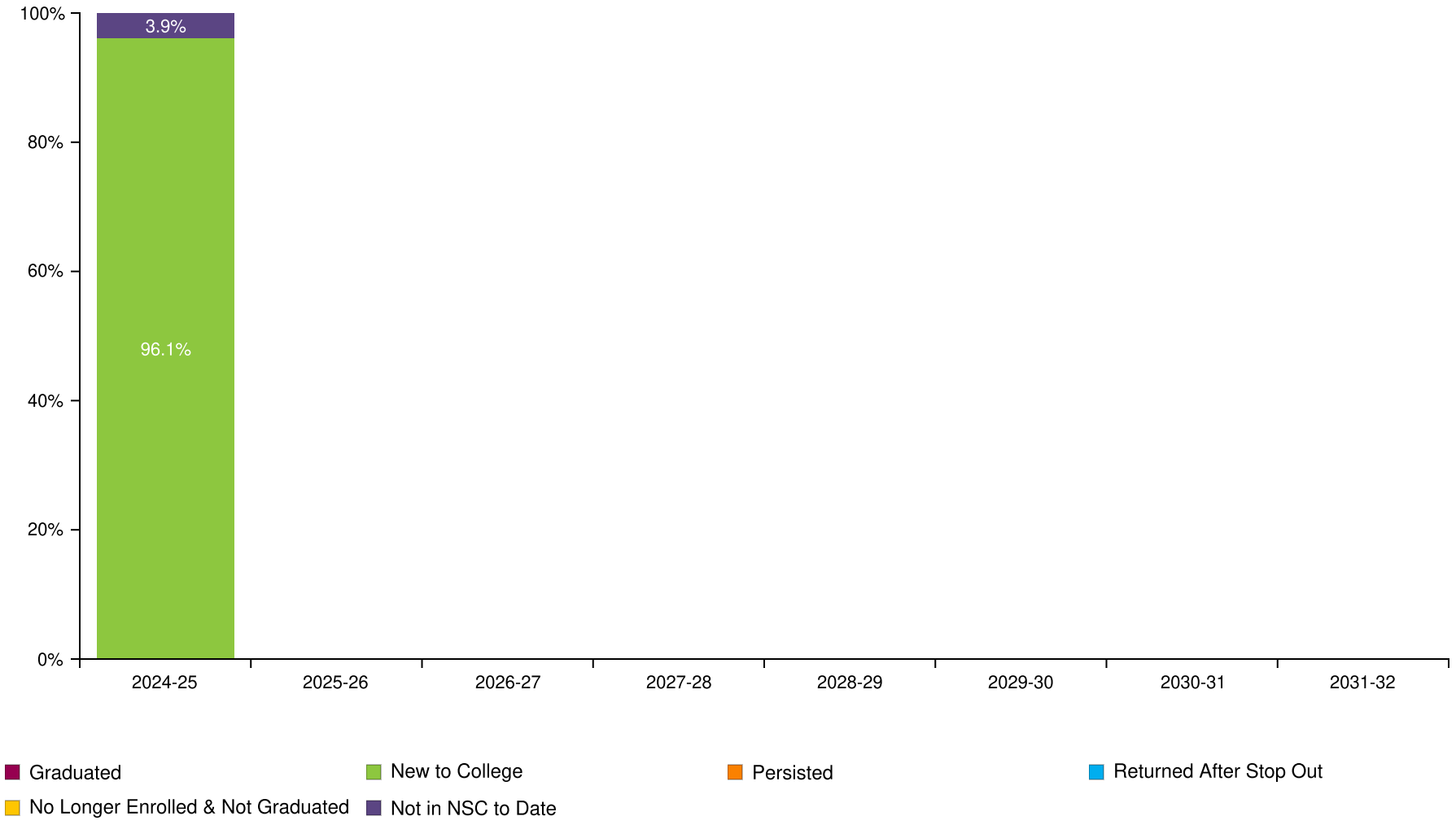

NATIONAL STUDENT CLEARINGHOUSE

©2012 National Student Clearinghouse. All rights reserved.

Count of Class 2024 Postsecondary Enrollment and Progress

Total in the Class: 77

Academic Years	2024-25	2025-26	2026-27	2027-28	2028-29	2029-30	2030-31	2031-32
New to College	74	0	0	0	0	0	0	0
Persisted	0	0	0	0	0	0	0	0
Returned After Stop Out	0	0	0	0	0	0	0	0
No Longer Enrolled & Not Graduated	0	0	0	0	0	0	0	0
Graduated	0	0	0	0	0	0	0	0
Not in NSC to Date	3	0	0	0	0	0	0	0

NATIONAL STUDENT CLEARINGHOUSE

©2012 National Student Clearinghouse. All rights reserved.

Most Common Institutions of Enrollment in the Fall Immediately following High School Graduation for All Classes by Number of Students

Name	Rank	State	Level	Type	Total
FLORIDA INTERNATIONAL UNIVERSITY	1	FL	4-year	Public	154
MIAMI DADE COLLEGE	2	FL	4-year	Public	95
UNIVERSITY OF FLORIDA	3	FL	4-year	Public	28
FLORIDA STATE UNIVERSITY	4	FL	4-year	Public	24
UNIVERSITY OF MIAMI	5	FL	4-year	Private	15
WASHINGTON UNIVERSITY	6	MO	4-year	Private	9
MASSACHUSETTS INSTITUTE OF TECHNOLOGY	7	MA	4-year	Private	7
POMONA COLLEGE	8	CA	4-year	Private	5
UNIVERSITY OF SOUTH FLORIDA	9	FL	4-year	Public	5
CALIFORNIA INSTITUTE OF TECHNOLOGY	10	CA	4-year	Private	4
SYRACUSE UNIVERSITY	11	NY	4-year	Private	4
AMHERST COLLEGE	12	MA	4-year	Private	3
CORNELL UNIVERSITY	13	NY	4-year	Private	3
DUKE UNIVERSITY	14	NC	4-year	Private	3
FRANKLIN AND MARSHALL COLLEGE	15	PA	4-year	Private	3
JOHNS HOPKINS UNIVERSITY ARTS,SCIENCES ENGINEERING	16	MD	4-year	Private	3
MOUNT HOLYOKE COLLEGE	17	MA	4-year	Private	3
SANTA FE COLLEGE	18	FL	4-year	Public	3
UNIVERSITY OF CHICAGO	19	IL	4-year	Private	3
UNIVERSITY OF PENNSYLVANIA	20	PA	4-year	Private	3
CARNEGIE MELLON UNIVERSITY	21	PA	4-year	Private	2
CASE WESTERN RESERVE UNIVERSITY	22	OH	4-year	Private	2
FLORIDA GULF COAST UNIVERSITY	23	FL	4-year	Public	2
FLORIDA INSTITUTE OF TECHNOLOGY	24	FL	4-year	Private	2
GEORGE WASHINGTON UNIVERSITY	25	DC	4-year	Private	2

NATIONAL STUDENT CLEARINGHOUSE

©2012 National Student Clearinghouse. All rights reserved.

Appendix

Graphs (in order of appearance)		Description
Percent of Students Enrolled in College the Fall Immediately Following Graduation From High School (pp. 2-5)		Percentage of high school students who enrolled in a two- or four- year postsecondary institution in the fall semester immediately following graduation. The fall semester immediately following graduation is defined as any college enrollment between August 15 and October 31. The student must have an active enrollment between these dates.Shown only for classes which have completed a fall semester.
Percent of Students Enrolled in College at Any Time During the First Year After High School (pp. 7-10)		Percentage of high school students who enrolled in a two- or four-year postsecondary institution in the academic year immediately following graduation. The first year after high school includes any college enrollment any college enrollment where a studen between August 15 of the graduation calendar year and August 14 of the following yeart had active enrollment between August 15 of the graduation calendar year and August 14 of the following calendar year.*
Percent of Students Enrolled in College at Any Time During the First Two Years After High School (pp. 12-15)		Percentage of high school students who enrolled in a two- or four-year postsecondary institution in the academic year immediately following graduation. The two years after high school includes any college enrollment where student had active enrollment between August 15 of the graduation calendar year and August 14 of the following two calendar years.*
Percent of Students Enrolled in College the First year After High School Who Returned for a Second Year (pp. 17-20)		Percentage of students who remained enrolled (persisted) in postsecondary education from the first year to the second year. Note: The graphs show the percentage of students who remained enrolled at any postsecondary institution, not retention at the same institution. Shown only for classes which have completed the first two years after high school.
Percent of High School Class with a College Degree Within Six Years (pp. 22-25)		The six-year degree completion rate at two- and four- year institutions. Shown only for classes where six academic years have passed since high school graduation.When student has a degree with an award date that is more than 6 years after high school year,it will not be counted in this report; it will be reported in the student-level Detail Report. Only associate's, bachelor's, and advanced degrees are counted in these rates. Certificates are not included in these counts but will be reported in the student-level Detail Report.
Time to College Graduation Within Six Years (p. 27)		This graph shows the time to first degree broken down by the number of academic years since the students graduated from high school.
Class of XXXX Postsecondary Enrollment and Progress (each class year is on its own page)		Progress of a single class of students (cohort) through postsecondary education up to eight years after high school graduation. Each segment of the bar chart corresponds to one of the following definitions: GRADUATED: Student has completed an associate's, bachelor's or higher degree (certificates are not included). Once a student is counted as a graduate,s/he is not counted again elsewhere in the report. A Graduated Record is reported before all other possible categories (e.g. New to College,Persisted, etc.) NEW TO COLLEGE: First year that a student was found in the Clearinghouse database. PERSISTED: Student was enrolled during the previous year and continues to be enrolled in the current year. The graphs show the student's continued enrollment at any postsecondary institution, not retention at the same institution. RETURNED AFTER STOP OUT: Student was enrolled, did not appear in postsecondary education the following year, and reappeared in a year thereafter. NO LONGER ENROLLED & NOT GRADUATED: Student was enrolled in postsecondary education, is not currently enrolled and there is no record of completion. NOT IN NSC TO DATE: Student was not found in the Clearinghouse database.**

NATIONAL STUDENT CLEARINGHOUSE®

©2012 National Student Clearinghouse. All rights reserved.

Most Common Institutions of Enrollment in the Fall Immediately Following Graduation from High School for All Classes by Number of Students		A comprehensive list of top 25 most frequentlly attended the postsecondary institutions your students attended in the first fall following high school graduation.

Term	**Definition**
Effective Date	Set by Clearinghouse's Research Center three times per year - Fall, Spring and Summer. The date will be noted in the Report File Name and within the StudentTracker application.The date is established to ensure that your StudentTracker reports provide the most comprehensive enrollment and degree data provided by the colleges and universities for a given period, and that all secondary education institutions are matched against the same set of post-secondary data.Reports generated in between effective dates will be processed against the most recent effective date, no new data will be reported.
High School Class (labeled by graduation year)	Includes all students who graduated high school between September 1 of the previous year and August 31 of the graduation calendar year.
Academic Year	Defined as any collegiate enrollment that occurs between August 15 of one year and August 14 of the following calendar year.
Institutional Level	Indicates the level of degree predominantly offered by the institution (i.e. two-year or four-year).
Institutional Type	Indicates whether the institution is controlled publically or by a private entity.
Institutional Location	Indicates if an institution is in-state or out-of-state based on the comparison between the states where the institution and the high school are located.
Demographic Packet	A packet of reports for many of the same outcomes described above but stratified by the Demographic data elements you provided in your Diploma or Request file, if any.The Demographic data elements are: Gender,Ethnicity,Economic Disadvantage indicator,Disability indicator,English Language Learner.
Academic Packet	A packet of reports for many of the same outcomes described above but stratified by the Academic data elements you provided in your Diploma or Request file, if any.The Academic data elements are: Math Assessment 8th grade and high school,English Assessment 8th grade and high school,Dual Enrollment indicator and Number of Semester of Match completed.

*Revised in Spring 2016 to display the recent high school class even though the full time period has not elapsed
**Institutions that participate in the Clearinghouse represent more that 98% of the nation's two- and four-year postsecondary enrollment.Students who are enrolled in postsecondary institutions that do not participate in the Clearinghouse are not in the Clearinhouse database.

NATIONAL STUDENT CLEARINGHOUSE®

©2012 National Student Clearinghouse. All rights reserved.