NATIONAL STUDENT CLEARINGHOUSE®

StudentTracker® for High Schools

Aggregate Report

Prepared for

SOMERSET ACAD CHS - S CAMPUS

ACT Code: 102396

NATIONAL STUDENT CLEARINGHOUSE®

©2012 National Student Clearinghouse. All rights reserved.

Percent of Students Enrolled in College the Fall Immediately After High School

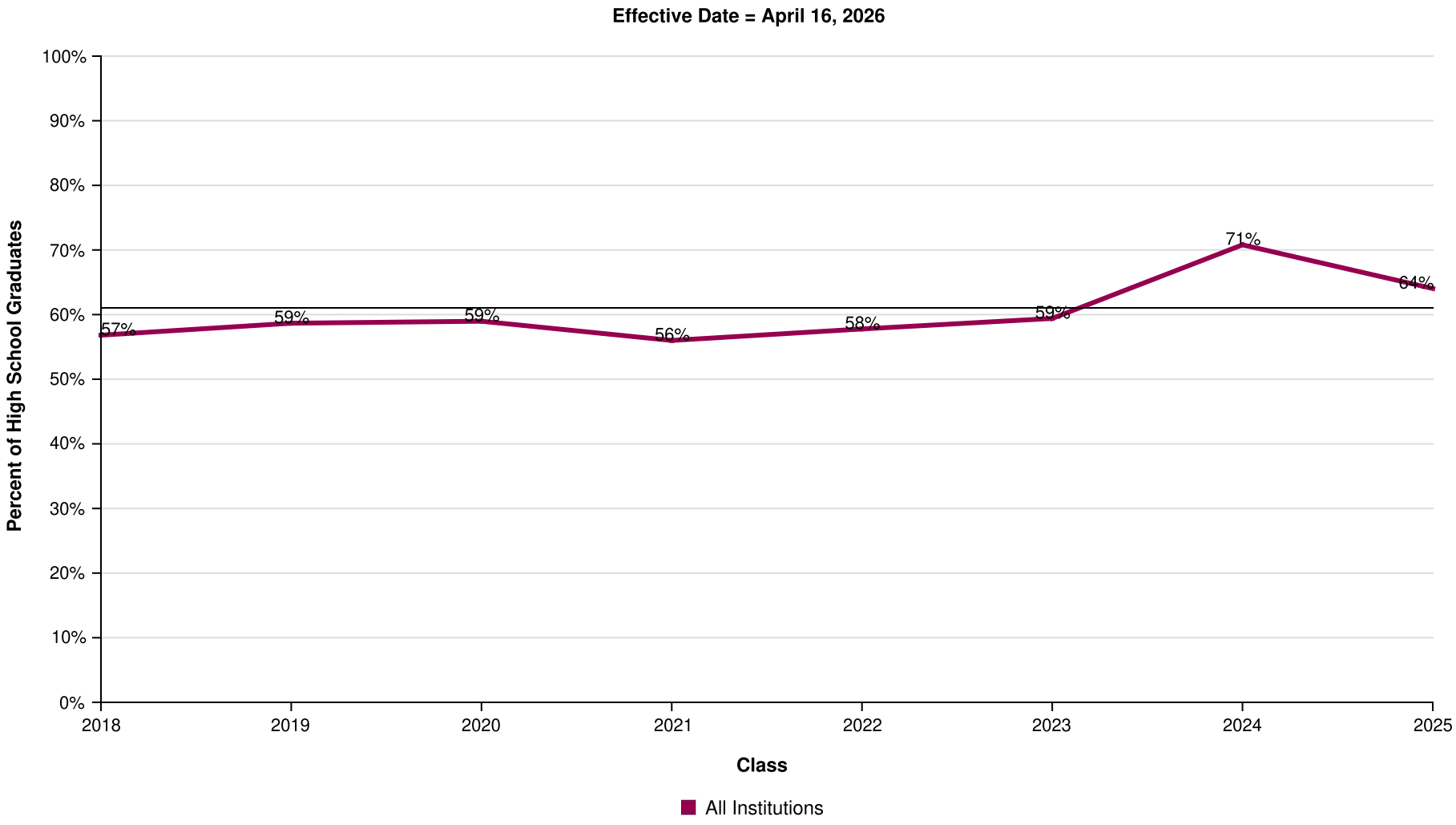

AVG = 61%

SOMERSET ACAD CHS - S CAMPUS

Report Run Date: 05/22/2026 03:21 PM

NATIONAL STUDENT CLEARINGHOUSE

©2012 National Student Clearinghouse. All rights reserved.

Percent of Students Enrolled in College the Fall Immediately After High School by Institutional Type

Effective Date = April 16, 2026

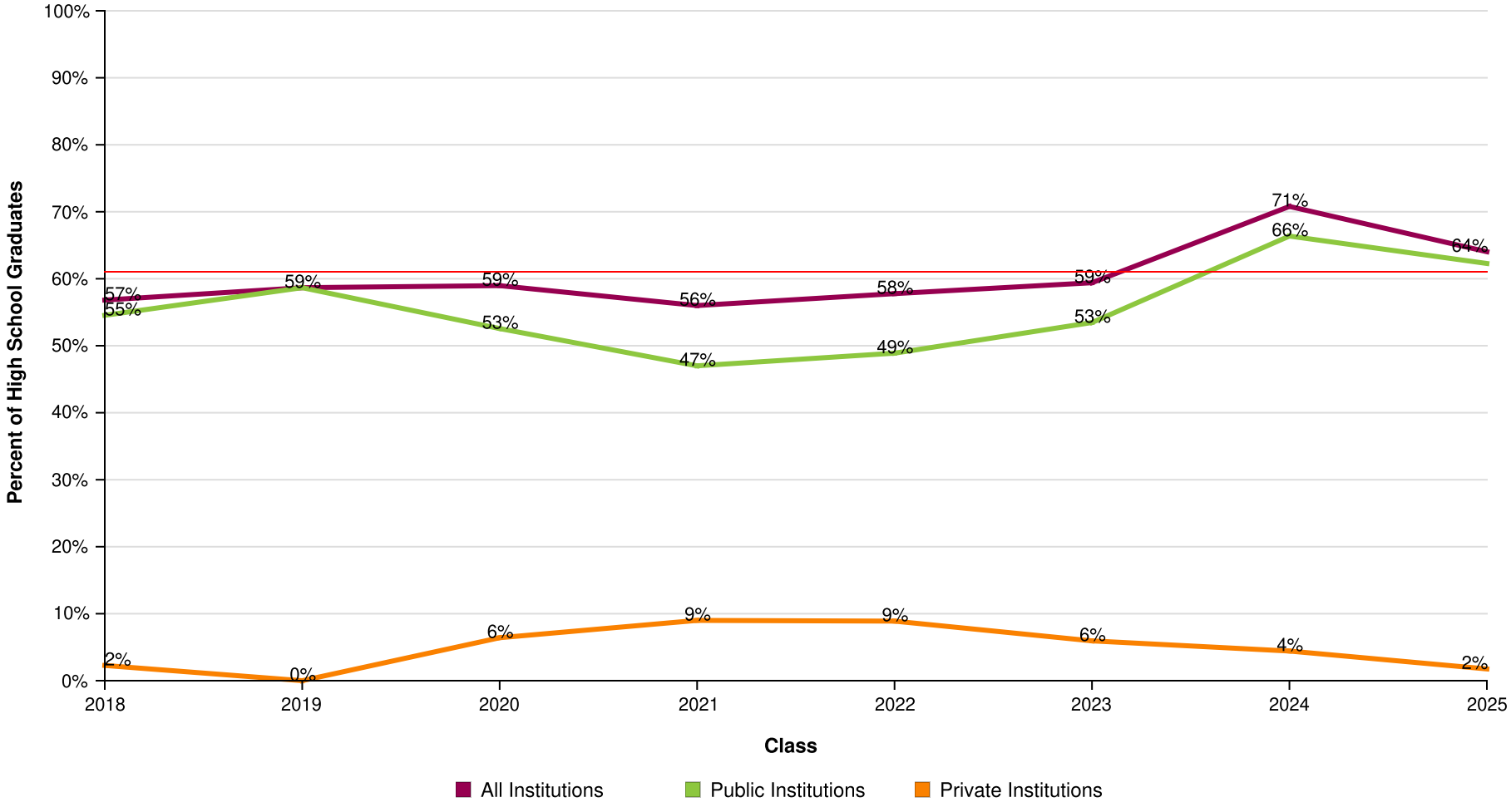

AVG = 61%

SOMERSET ACAD CHS - S CAMPUS

Report Run Date: 05/22/2026 03:21 PM

NATIONAL STUDENT CLEARINGHOUSE

©2012 National Student Clearinghouse. All rights reserved.

Percent of Students Enrolled in College the Fall Immediately After High School by Institutional Level

Effective Date = April 16, 2026

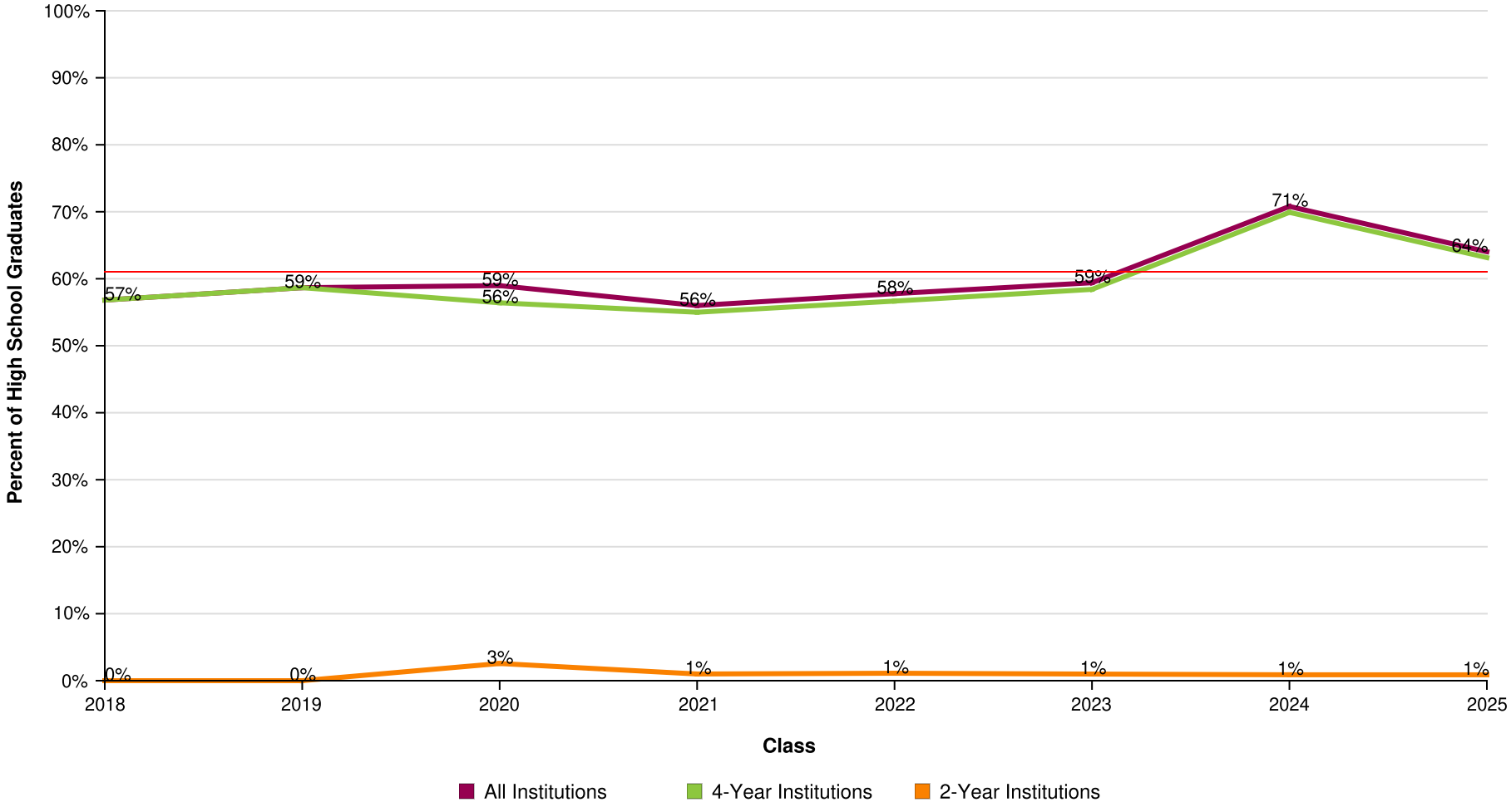

AVG = 61%

SOMERSET ACAD CHS - S CAMPUS

Report Run Date: 05/22/2026 03:21 PM

NATIONAL STUDENT CLEARINGHOUSE

©2012 National Student Clearinghouse. All rights reserved.

Percent of Students Enrolled in College the Fall Immediately After High School by Institutional Location

Effective Date = April 16, 2026

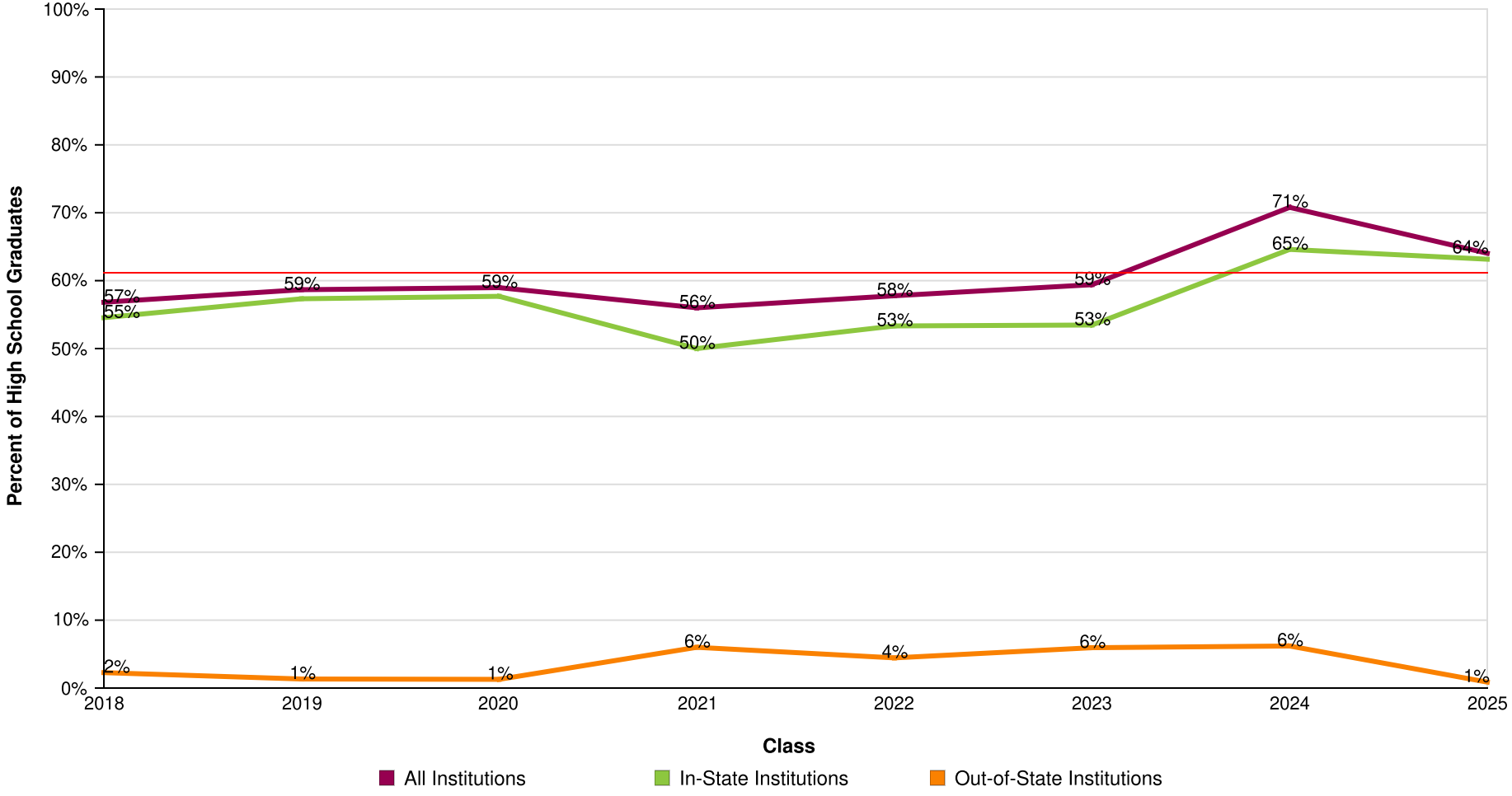

AVG = 61%

SOMERSET ACAD CHS - S CAMPUS

Report Run Date: 05/22/2026 03:21 PM

NATIONAL STUDENT CLEARINGHOUSE

©2012 National Student Clearinghouse. All rights reserved.

Count of Students Enrolled in College the Fall Immediately After High School

Effective Date = April 16, 2026

Class of	2018	2019	2020	2021	2022	2023	2024	2025
Total in the Class	44	75	78	100	90	101	113	114
Total Enrolled	25	44	46	56	52	60	80	73
Total in Public	24	44	41	47	44	54	75	71
Total in Private	1	0	5	9	8	6	5	2
Total in 4-Year	25	44	44	55	51	59	79	72
Total in 2-Year	0	0	2	1	1	1	1	1
Total In-State	24	43	45	50	48	54	73	72
Total Out-of-State	1	1	1	6	4	6	7	1

NATIONAL STUDENT CLEARINGHOUSE

©2012 National Student Clearinghouse. All rights reserved.

Percent of Students Enrolled in College at Any Time During the First Year After High School

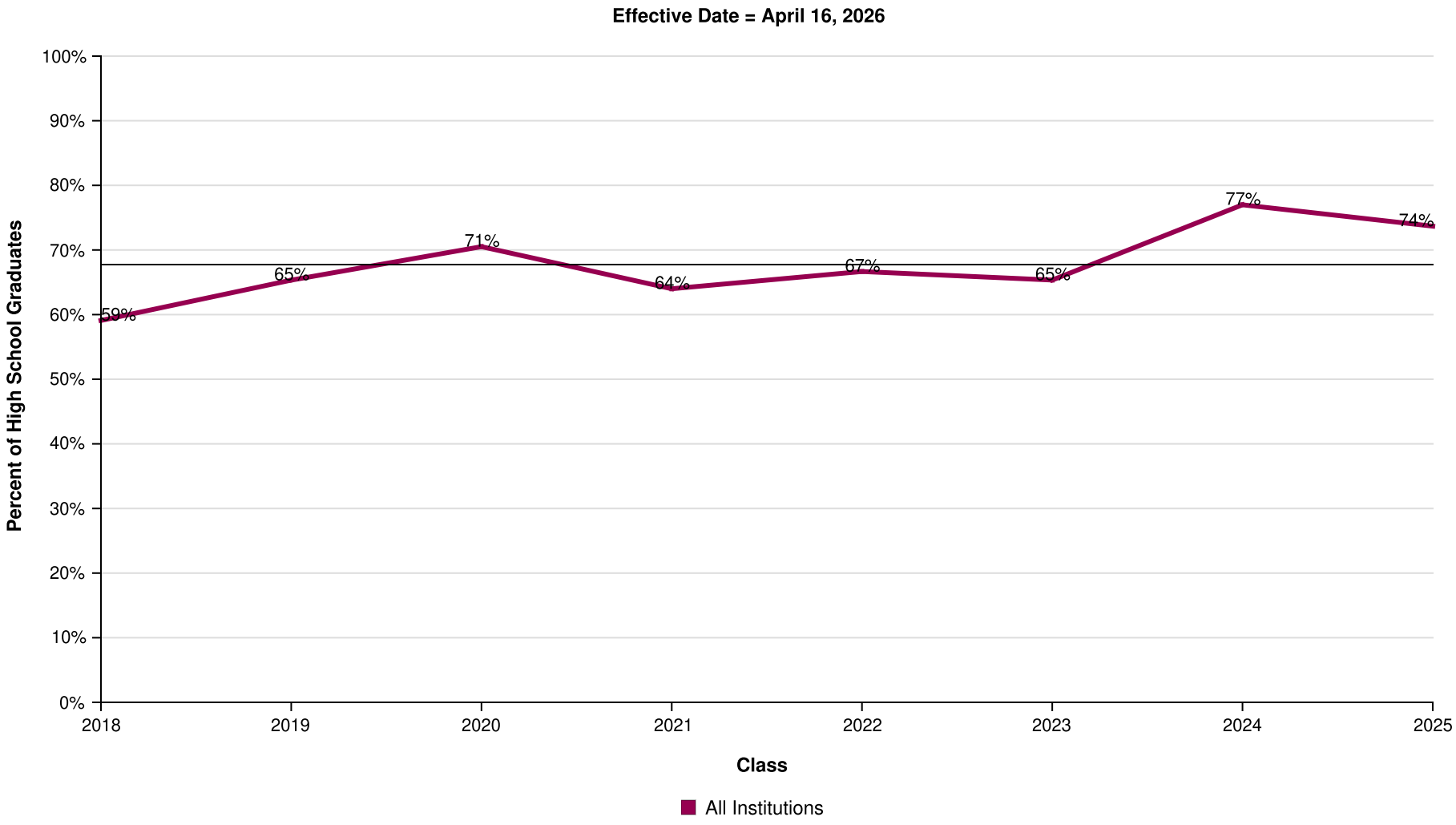

AVG = 68%

SOMERSET ACAD CHS - S CAMPUS

Report Run Date: 05/22/2026 03:21 PM

NATIONAL STUDENT CLEARINGHOUSE

©2012 National Student Clearinghouse. All rights reserved.

Percent of Students Enrolled in College at Any Time During the First Year After High School by Institutional Type

Effective Date = April 16, 2026

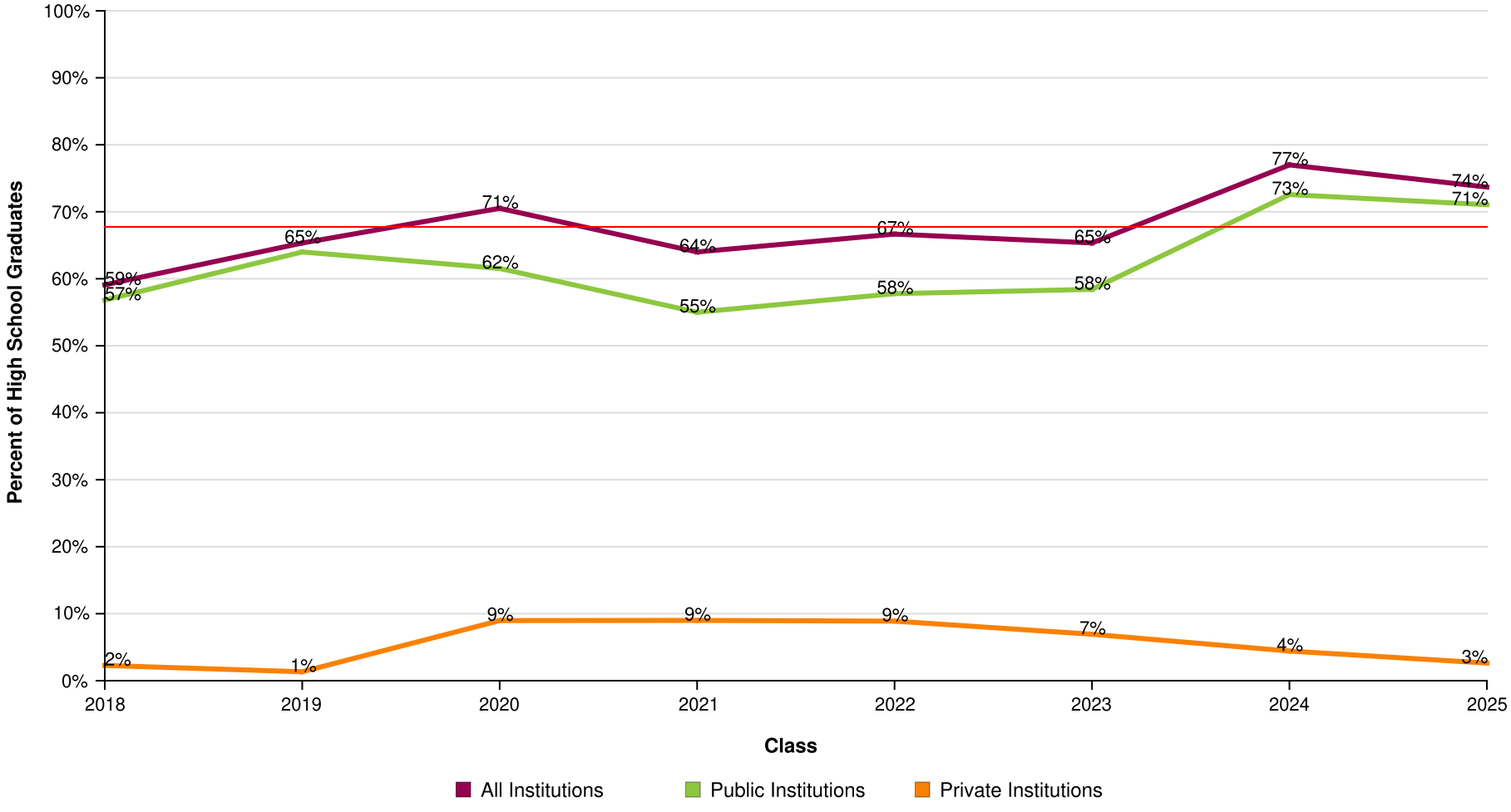

AVG = 68%

SOMERSET ACAD CHS - S CAMPUS

Report Run Date: 05/22/2026 03:21 PM

NATIONAL STUDENT CLEARINGHOUSE

©2012 National Student Clearinghouse. All rights reserved.

Percent of Students Enrolled in College at Any Time During the First Year After High School by Institutional Level

Effective Date = April 16, 2026

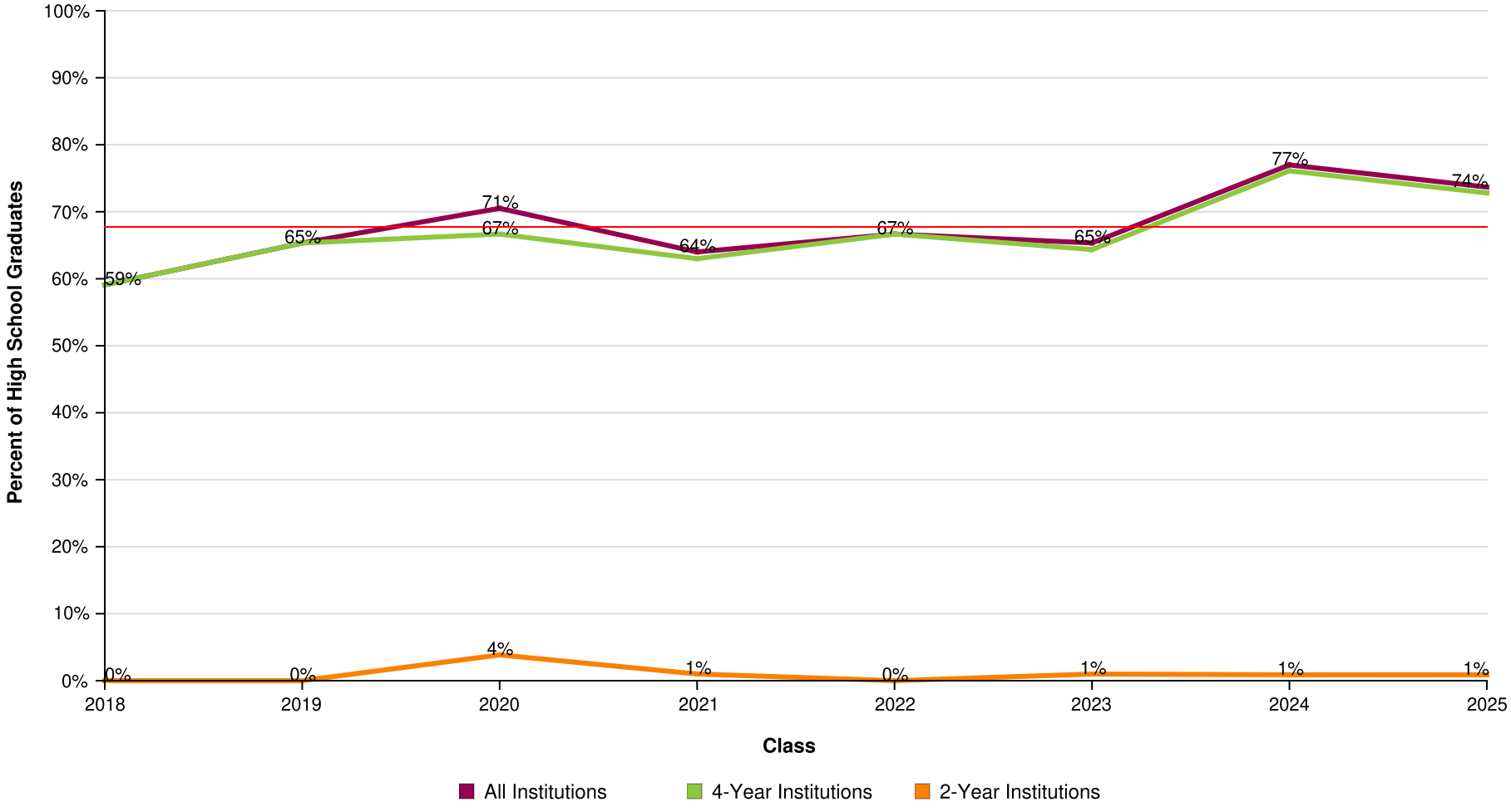

AVG = 68%

SOMERSET ACAD CHS - S CAMPUS

Report Run Date: 05/22/2026 03:21 PM

NATIONAL STUDENT CLEARINGHOUSE

©2012 National Student Clearinghouse. All rights reserved.

Percent of Students Enrolled in College at Any Time During the First Year After High School by Institutional Location

Effective Date = April 16, 2026

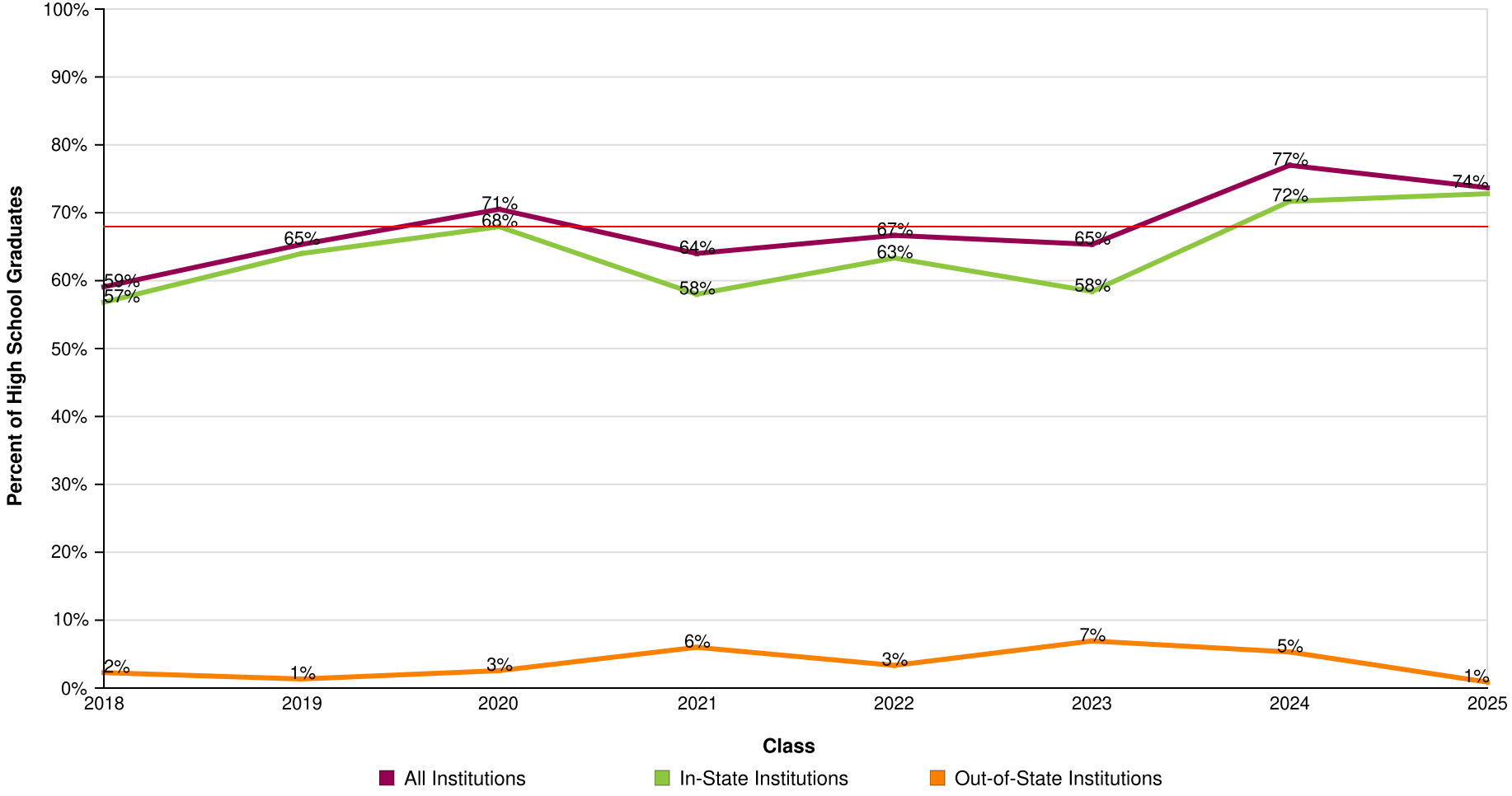

AVG = 68%

SOMERSET ACAD CHS - S CAMPUS

Report Run Date: 05/22/2026 03:21 PM

NATIONAL STUDENT CLEARINGHOUSE

©2012 National Student Clearinghouse. All rights reserved.

Count of Students Enrolled in College at Any Time During the First Year After High School

Effective Date = April 16, 2026

Class of	2018	2019	2020	2021	2022	2023	2024	2025
Total in the Class	44	75	78	100	90	101	113	114
Total Enrolled	26	49	55	64	60	66	87	84
Total in Public	25	48	48	55	52	59	82	81
Total in Private	1	1	7	9	8	7	5	3
Total in 4-Year	26	49	52	63	60	65	86	83
Total in 2-Year	0	0	3	1	0	1	1	1
Total In-State	25	48	53	58	57	59	81	83
Total Out-Of-State	1	1	2	6	3	7	6	1

NATIONAL STUDENT CLEARINGHOUSE

©2012 National Student Clearinghouse. All rights reserved.

Percent of Students Enrolled in College at Any Time During the First Two Years After High School

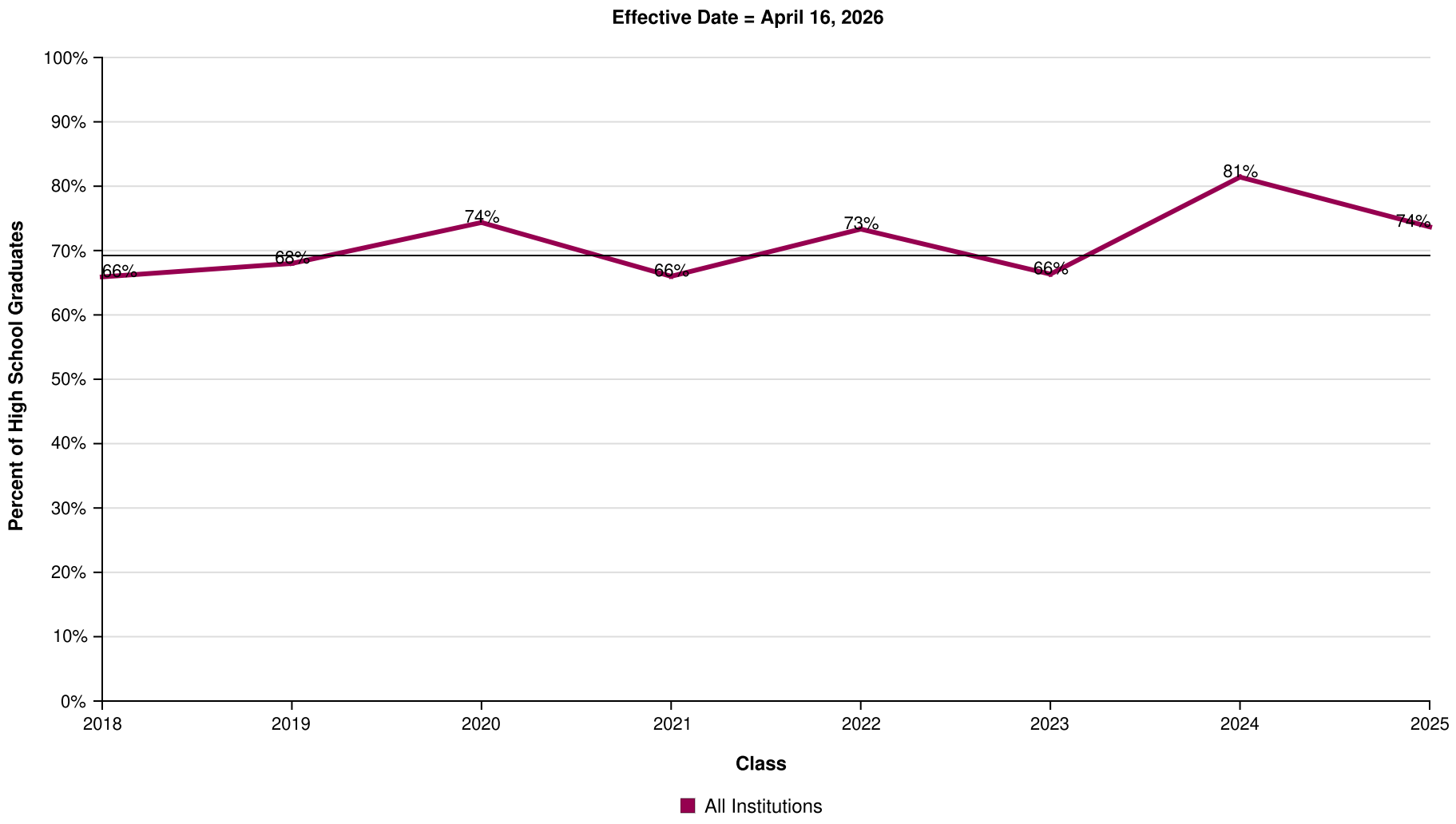

AVG = 69%

SOMERSET ACAD CHS - S CAMPUS

Report Run Date: 05/22/2026 03:21 PM

NATIONAL STUDENT CLEARINGHOUSE

©2012 National Student Clearinghouse. All rights reserved.

Percent of Students Enrolled in College at Any Time During the First Two Years After High School by Institutional Type

Effective Date = April 16, 2026

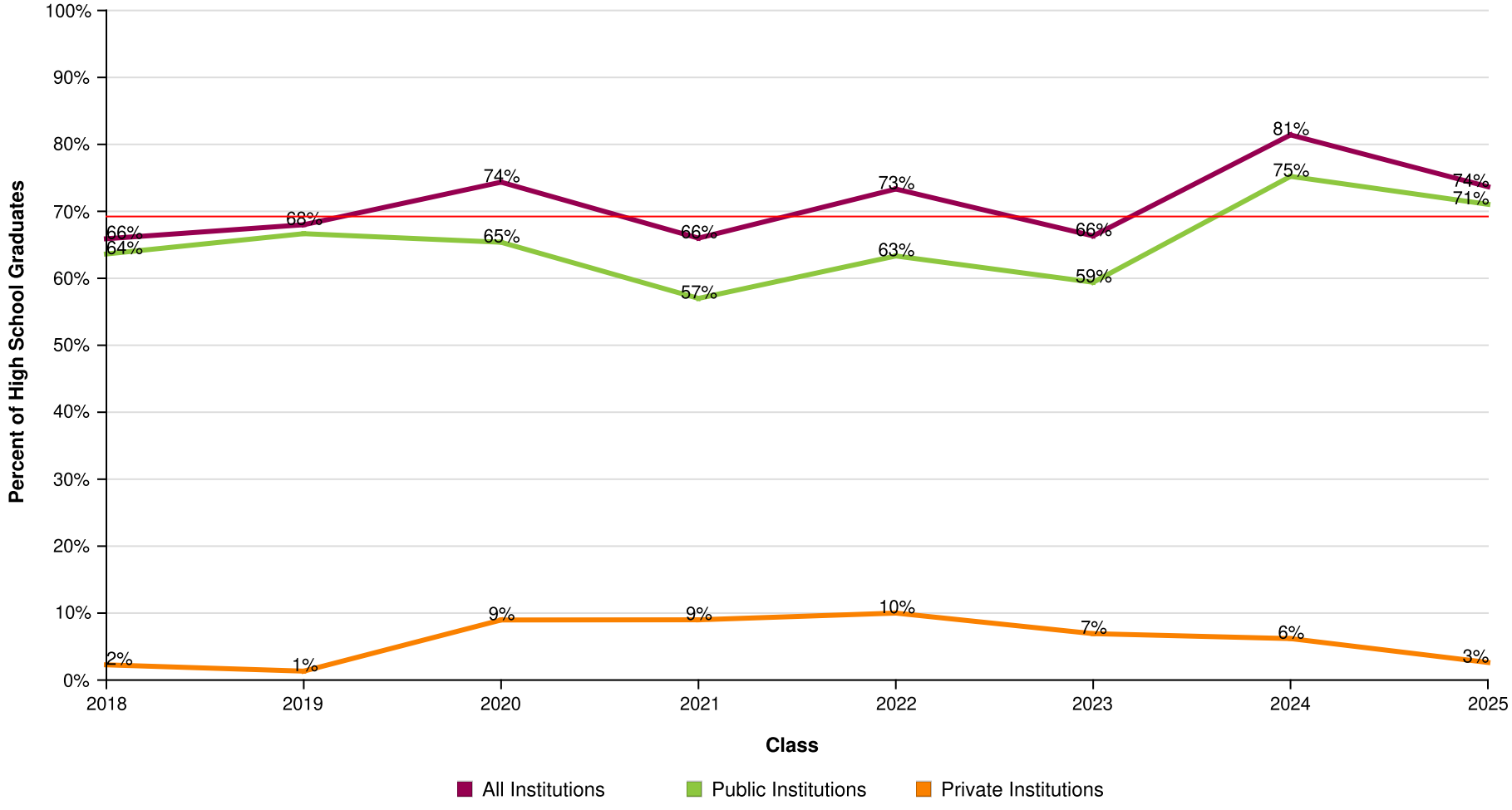

AVG = 69%

SOMERSET ACAD CHS - S CAMPUS

Report Run Date: 05/22/2026 03:21 PM

NATIONAL STUDENT CLEARINGHOUSE

©2012 National Student Clearinghouse. All rights reserved.

Percent of Students Enrolled in College at Any Time During the First Two Years After High School by Institutional Level

Effective Date = April 16, 2026

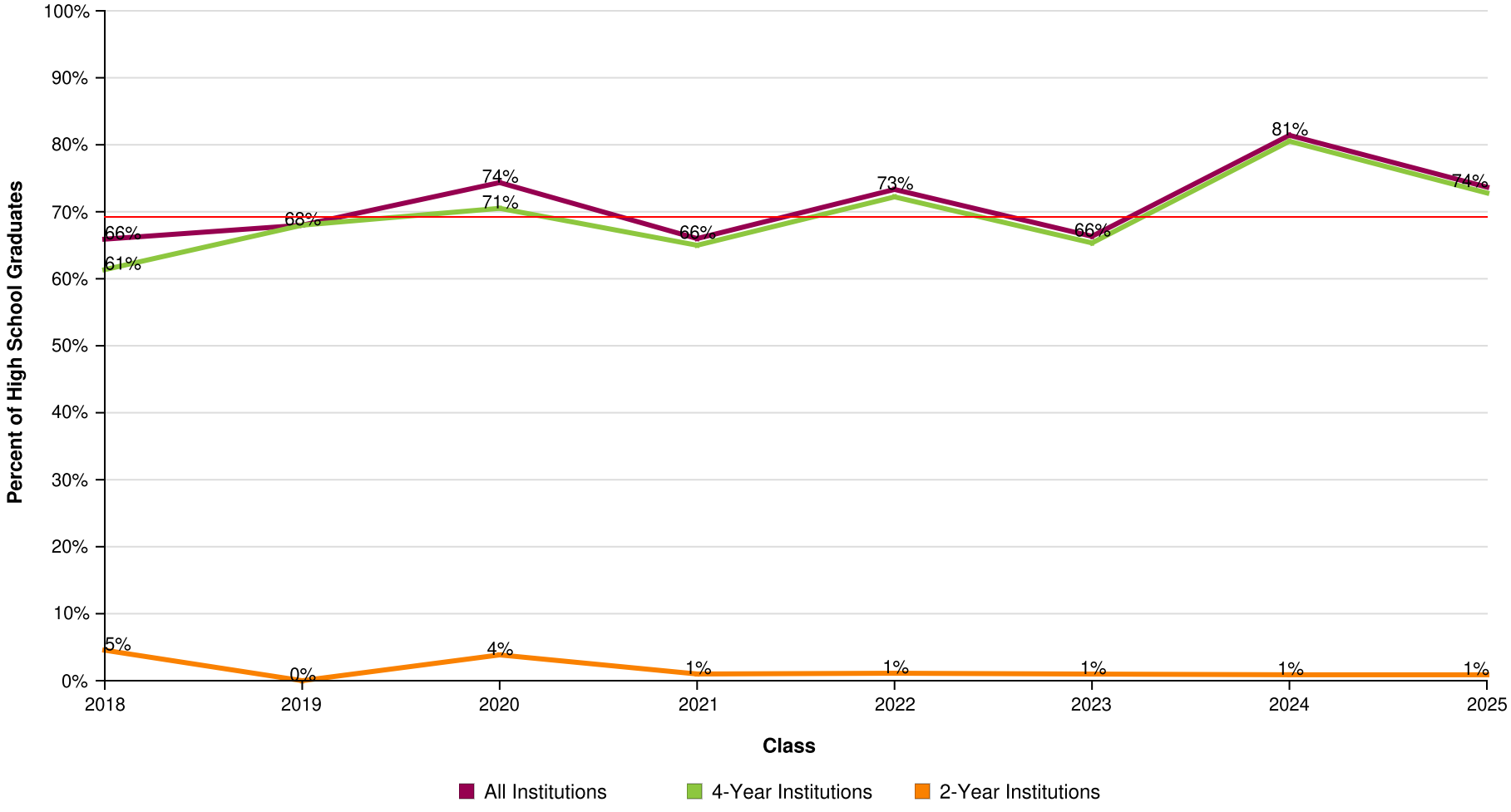

AVG = 69%

SOMERSET ACAD CHS - S CAMPUS

Report Run Date: 05/22/2026 03:21 PM

NATIONAL STUDENT CLEARINGHOUSE

©2012 National Student Clearinghouse. All rights reserved.

Percent of Students Enrolled in College at Any Time During the First Two Years After High School by Institutional Location

Effective Date = April 16, 2026

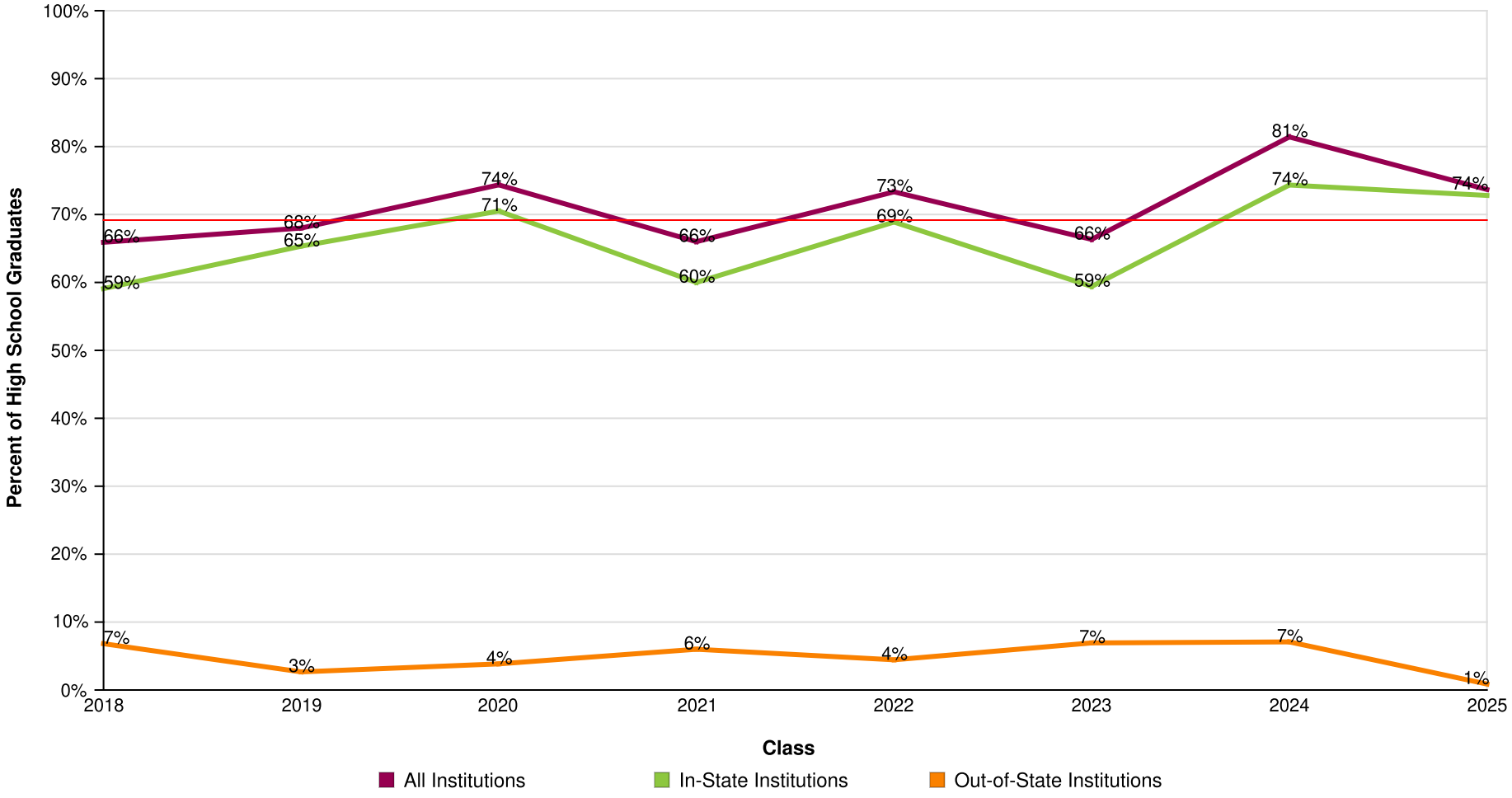

AVG = 69%

SOMERSET ACAD CHS - S CAMPUS

Report Run Date: 05/22/2026 03:21 PM

NATIONAL STUDENT CLEARINGHOUSE

©2012 National Student Clearinghouse. All rights reserved.

Count of Students Enrolled in College at Any Time During the First Two Years After High School

Effective Date = April 16, 2026

Class of	2018	2019	2020	2021	2022	2023	2024	2025
Total in the Class	44	75	78	100	90	101	113	114
Total Enrolled	29	51	58	66	66	67	92	84
Total in Public	28	50	51	57	57	60	85	81
Total in Private	1	1	7	9	9	7	7	3
Total in 4-Year	27	51	55	65	65	66	91	83
Total in 2-Year	2	0	3	1	1	1	1	1
Total In-State	26	49	55	60	62	60	84	83
Total Out-of-State	3	2	3	6	4	7	8	1

NATIONAL STUDENT CLEARINGHOUSE

©2012 National Student Clearinghouse. All rights reserved.

Percent of Students Enrolled in College the First Year After High School Who Returned for a Second Year (Freshman to Sophomore Persistence)

Effective Date = April 16, 2026

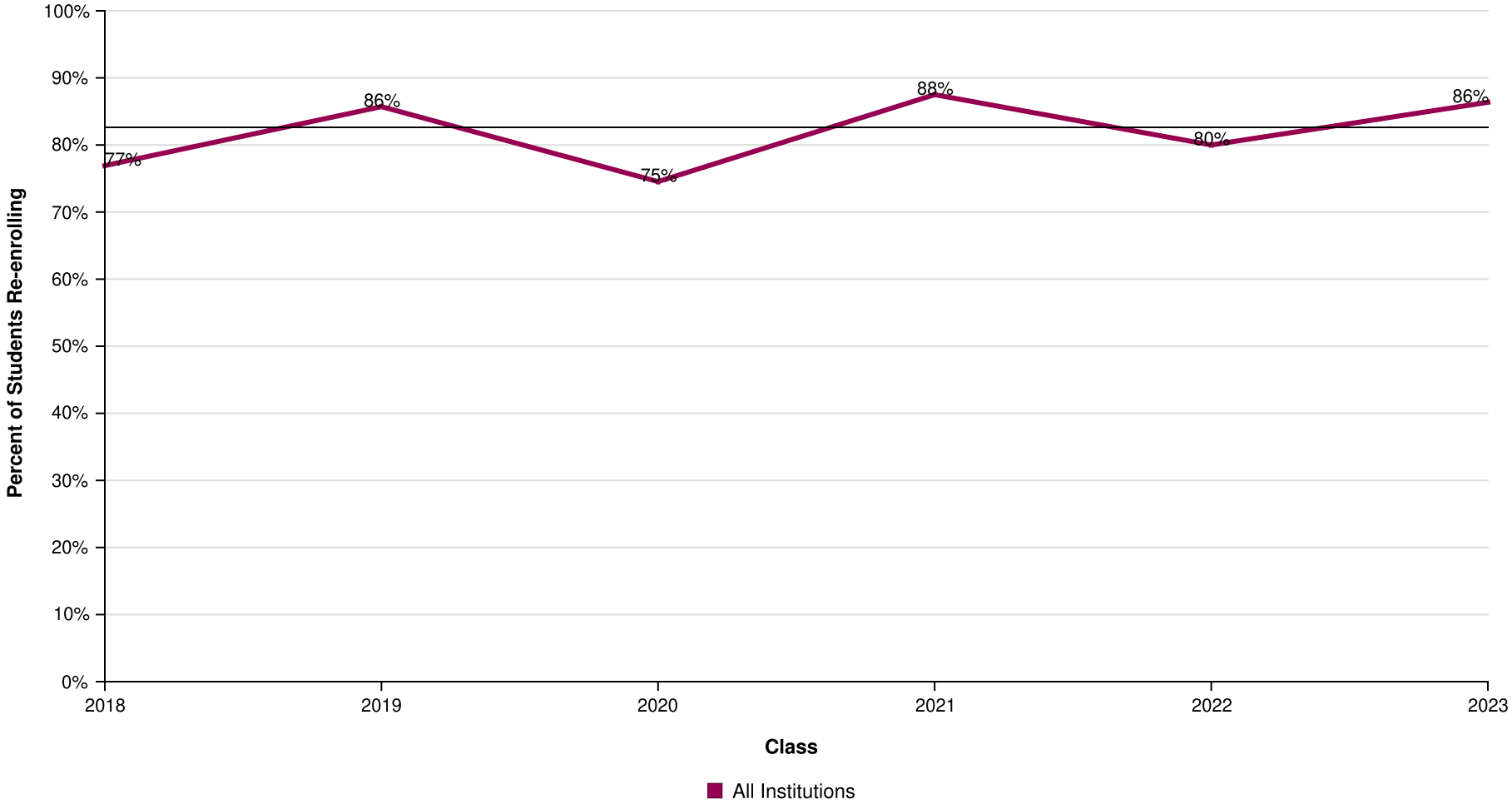

AVG = 83%

SOMERSET ACAD CHS - S CAMPUS

Report Run Date: 05/22/2026 03:21 PM

NATIONAL STUDENT CLEARINGHOUSE

©2012 National Student Clearinghouse. All rights reserved.

Percent of Students Enrolled in College the First Year After High School Who Returned for a Second Year (Freshman to Sophomore Persistence) by Institutional Type

Effective Date = April 16, 2026

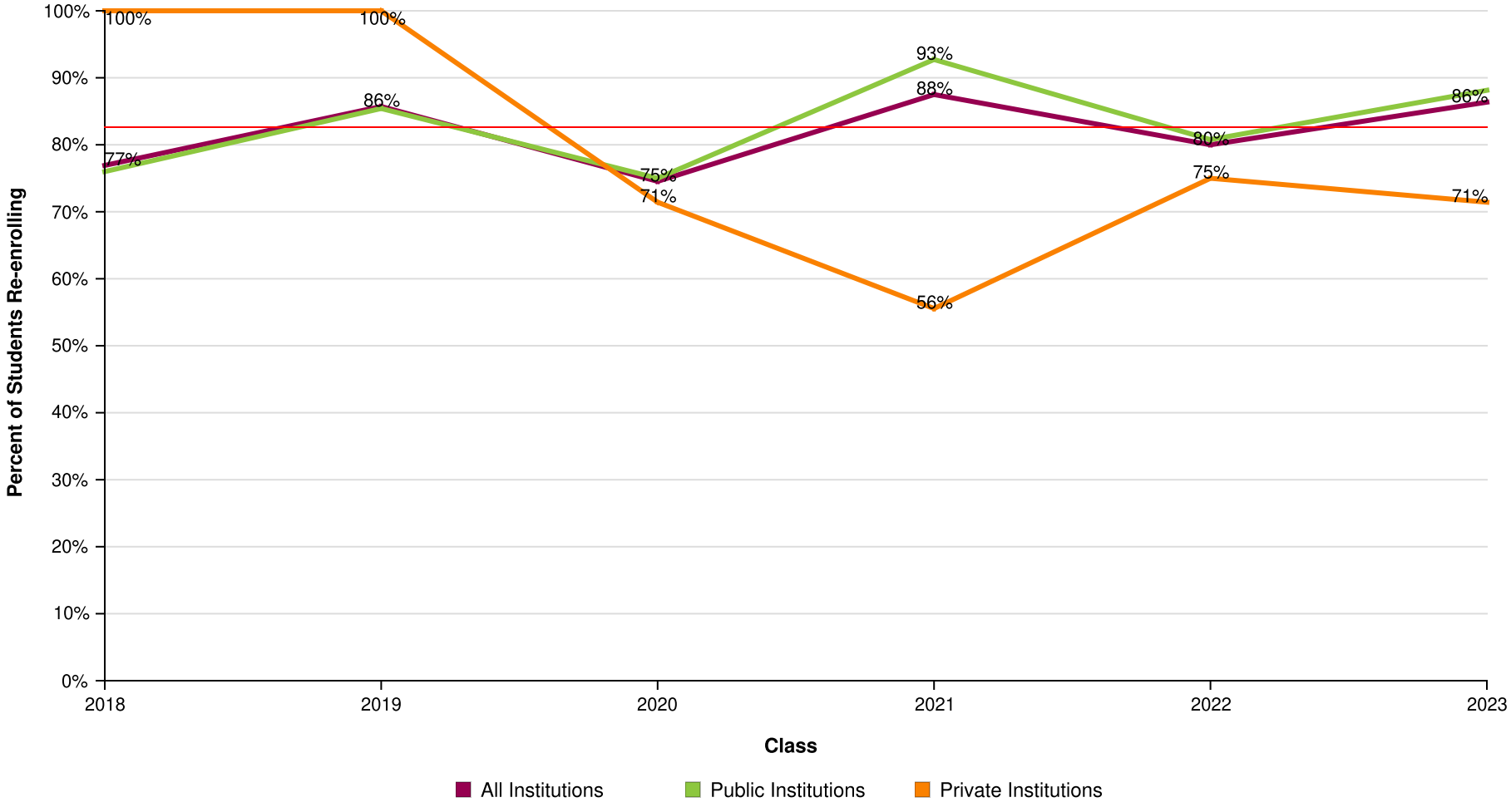

AVG = 83%

SOMERSET ACAD CHS - S CAMPUS

Report Run Date: 05/22/2026 03:21 PM

NATIONAL STUDENT CLEARINGHOUSE

©2012 National Student Clearinghouse. All rights reserved.

Percent of Students Enrolled in College the First Year After High School Who Returned for a Second Year (Freshman to Sophomore Persistence) by Institutional Level

Effective Date = April 16, 2026

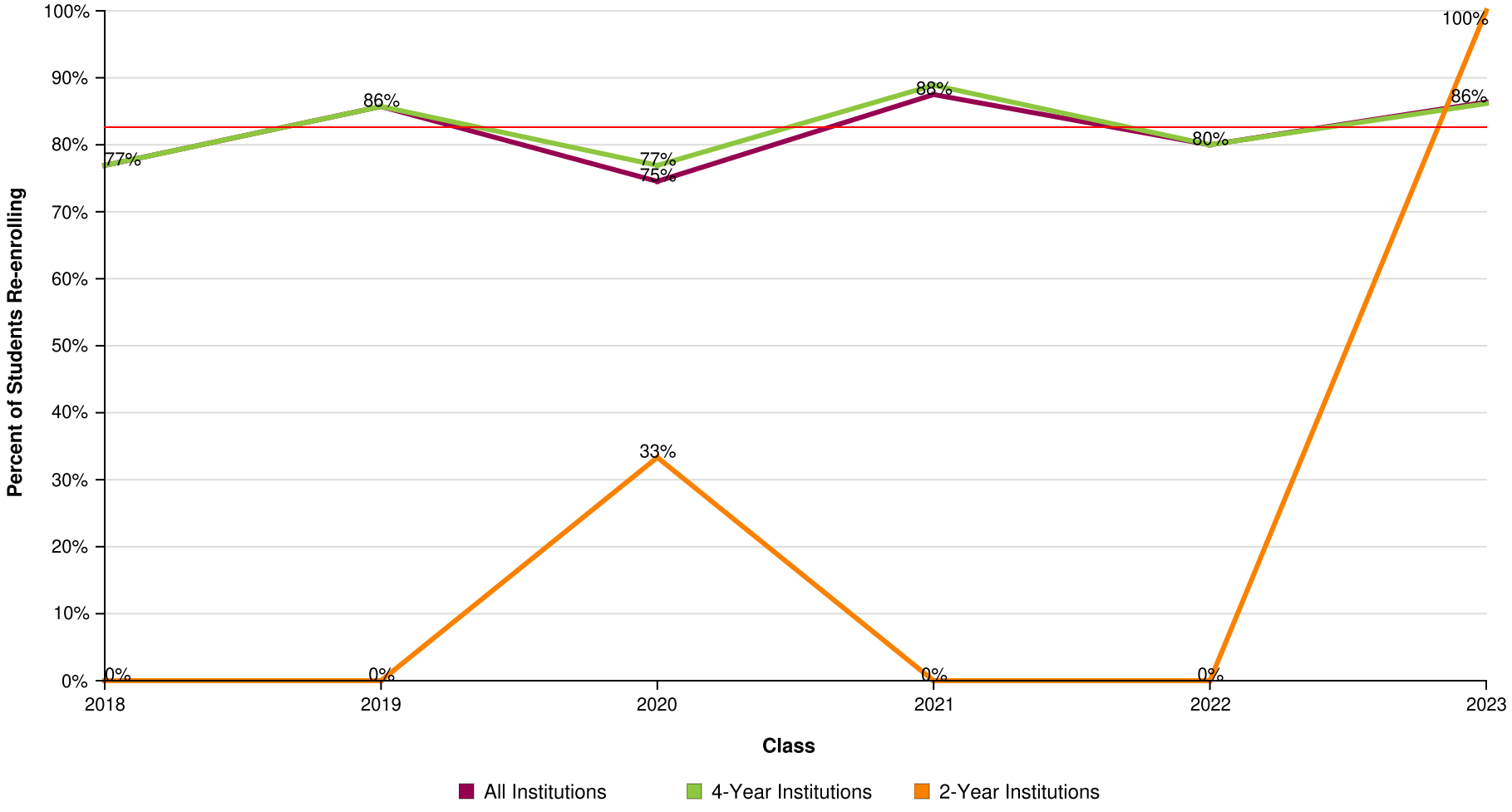

AVG = 83%

SOMERSET ACAD CHS - S CAMPUS

Report Run Date: 05/22/2026 03:21 PM

NATIONAL STUDENT CLEARINGHOUSE

©2012 National Student Clearinghouse. All rights reserved.

Percent of Students Enrolled in College the First Year After High School Who Returned for a Second Year (Freshman to Sophomore Persistence) by Institutional Location

Effective Date = April 16, 2026

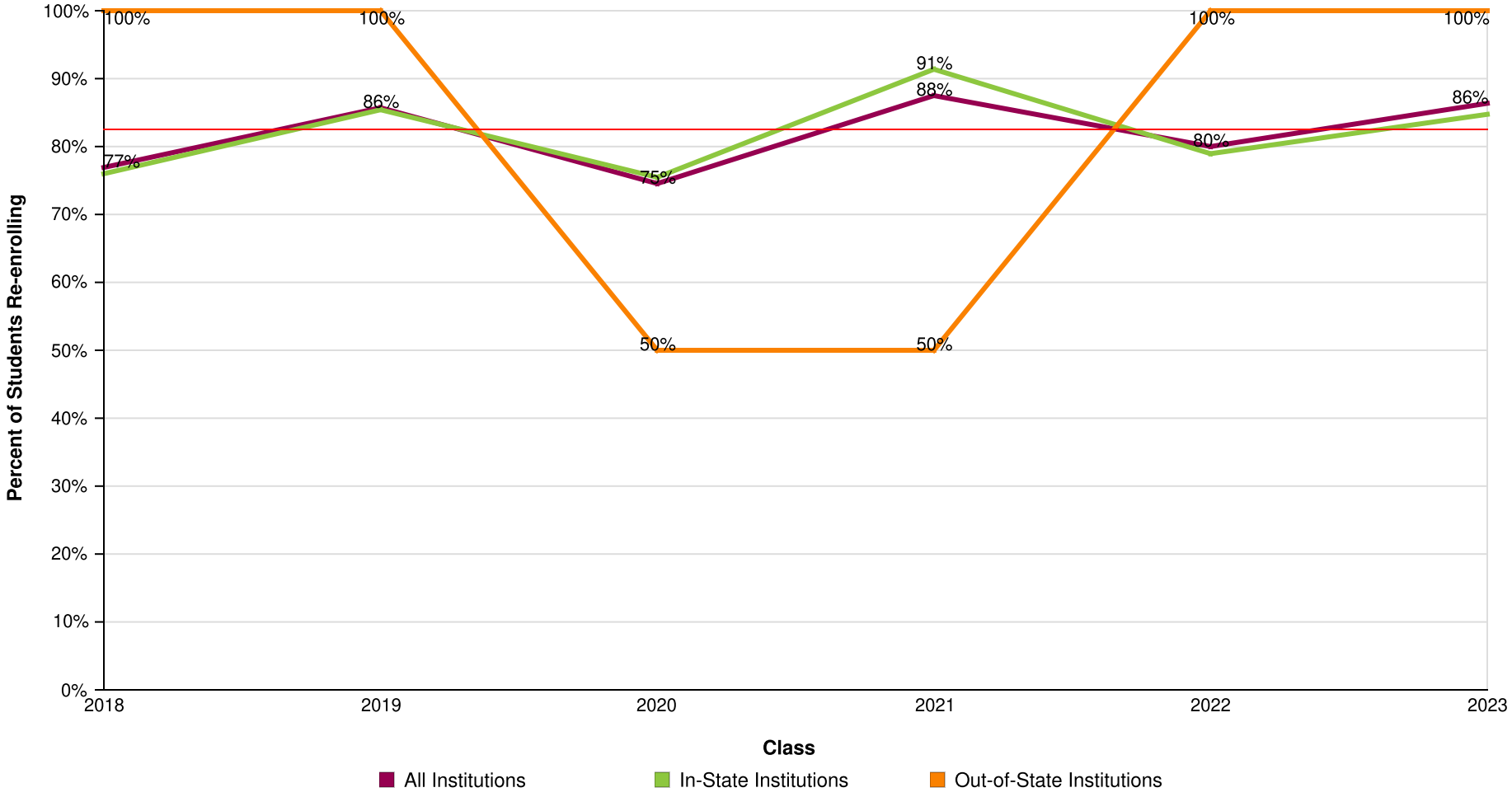

AVG = 83%

SOMERSET ACAD CHS - S CAMPUS

Report Run Date: 05/22/2026 03:21 PM

NATIONAL STUDENT CLEARINGHOUSE

©2012 National Student Clearinghouse. All rights reserved.

Count of Students Enrolled in College the First Year After High School Who Returned for a Second Year (Freshman to Sophomore Persistence)

Effective Date = April 16, 2026

Class of	2018	2019	2020	2021	2022	2023
Total in the Class	44	75	78	100	90	101
Enrolled Anywhere 1st Year	26	49	55	64	60	66
Enrolled Anywhere 2nd Year	20	42	41	56	48	57
In Public 1st Year	25	48	48	55	52	59
Enrolled Anywhere 2nd Year	19	41	36	51	42	52
In Private 1st Year	1	1	7	9	8	7
Enrolled Anywhere 2nd Year	1	1	5	5	6	5
In 4-Year 1st Year	26	49	52	63	60	65
Enrolled Anywhere 2nd Year	20	42	40	56	48	56
In 2-Year 1st Year	0	0	3	1	0	1
Enrolled Anywhere 2nd Year	0	0	1	0	0	1
In-State 1st Year	25	48	53	58	57	59
Enrolled Anywhere 2nd Year	19	41	40	53	45	50
Out-of-State 1st Year	1	1	2	6	3	7
Enrolled Anywhere 2nd Year	1	1	1	3	3	7

NATIONAL STUDENT CLEARINGHOUSE

©2012 National Student Clearinghouse. All rights reserved.

Percent of High School Class Who Completed a Degree Within Six Years

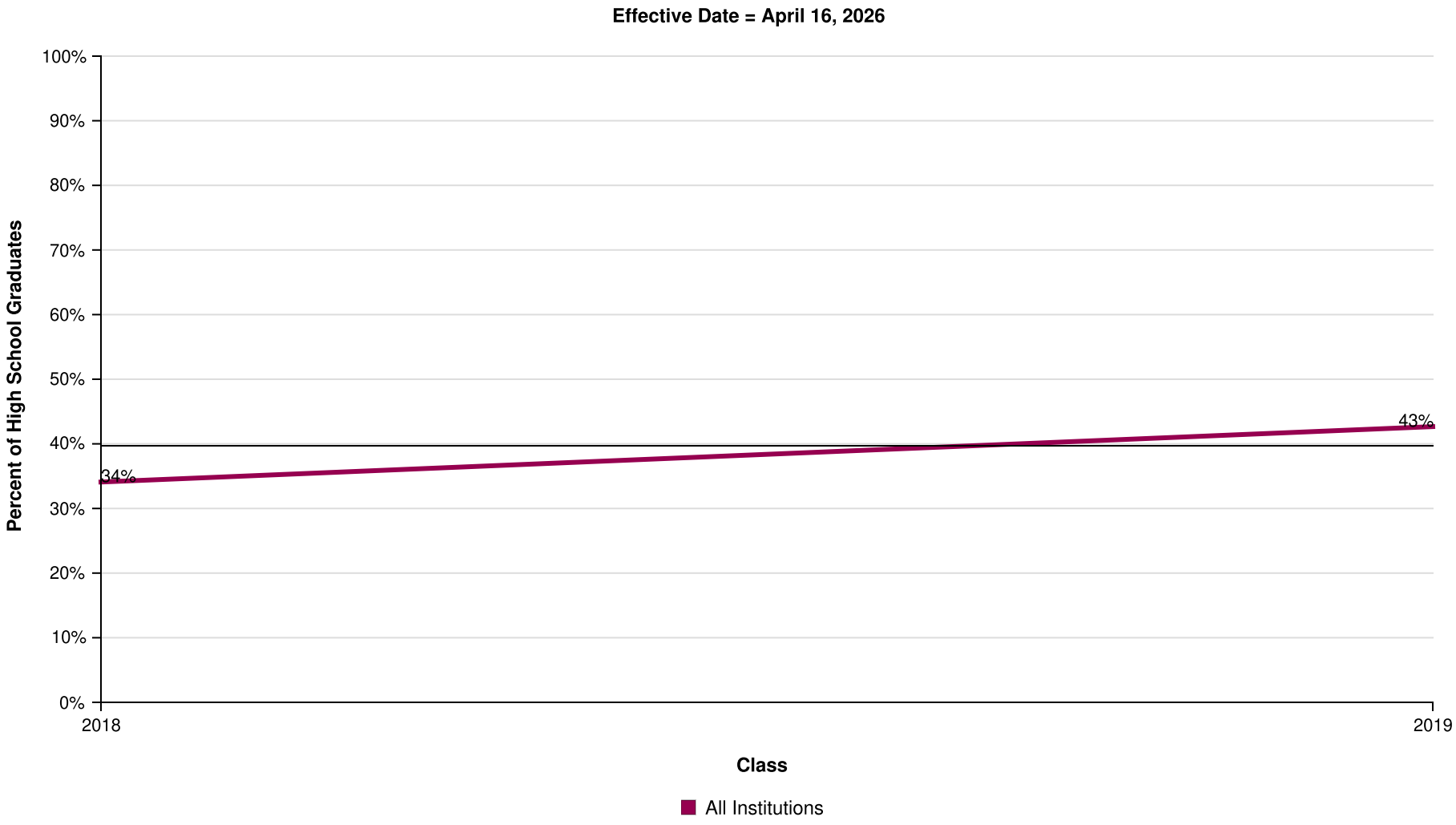

AVG = 39%

SOMERSET ACAD CHS - S CAMPUS

Report Run Date: 05/22/2026 03:21 PM

NATIONAL STUDENT CLEARINGHOUSE

©2012 National Student Clearinghouse. All rights reserved.

Percent of High School Class Who Completed a Degree Within Six Years by Institutional Type

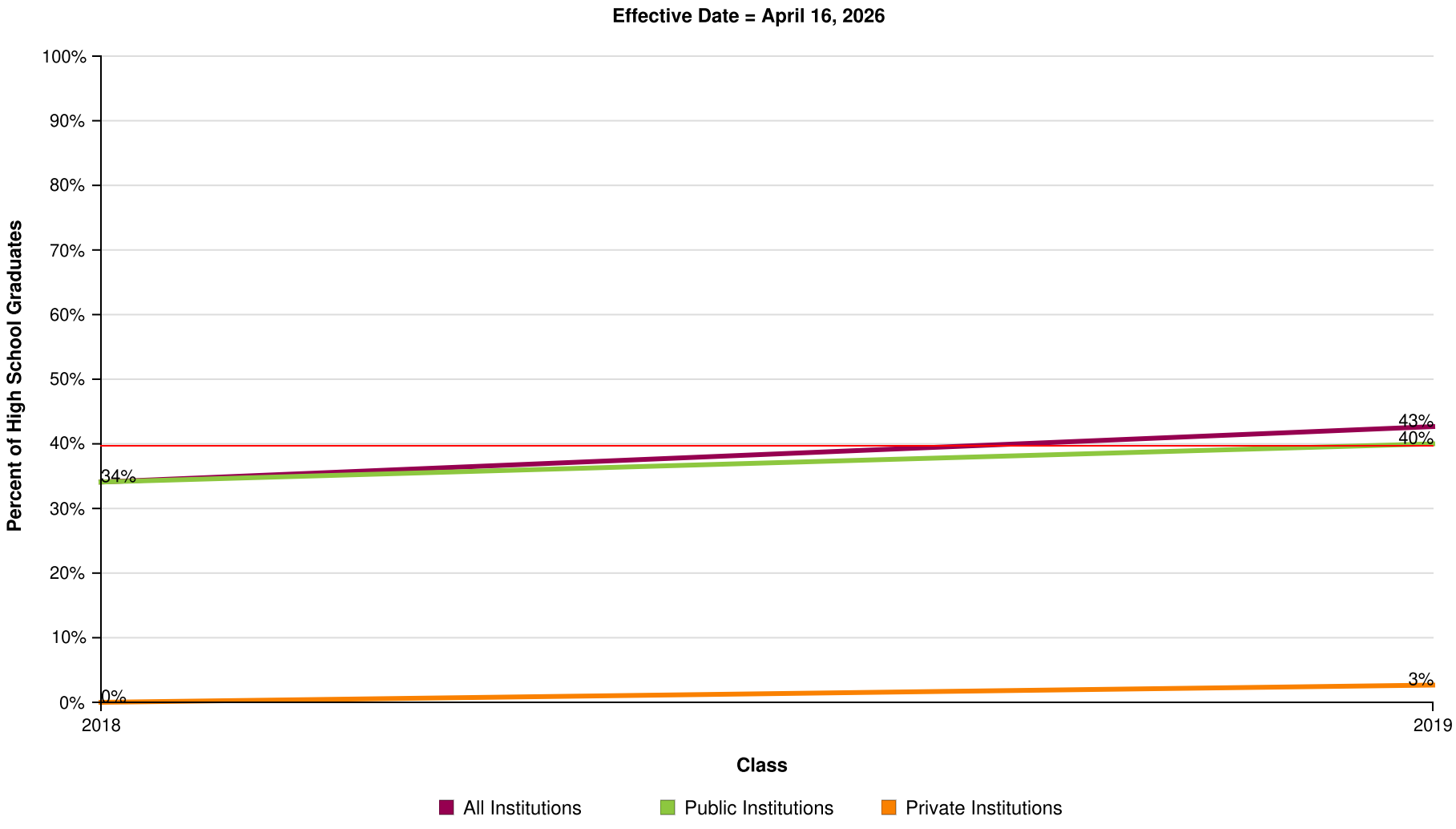

AVG = 39%

SOMERSET ACAD CHS - S CAMPUS

Report Run Date: 05/22/2026 03:21 PM

NATIONAL STUDENT CLEARINGHOUSE

©2012 National Student Clearinghouse. All rights reserved.

Percent of High School Class Who Completed a Degree Within Six Years by Institutional Level

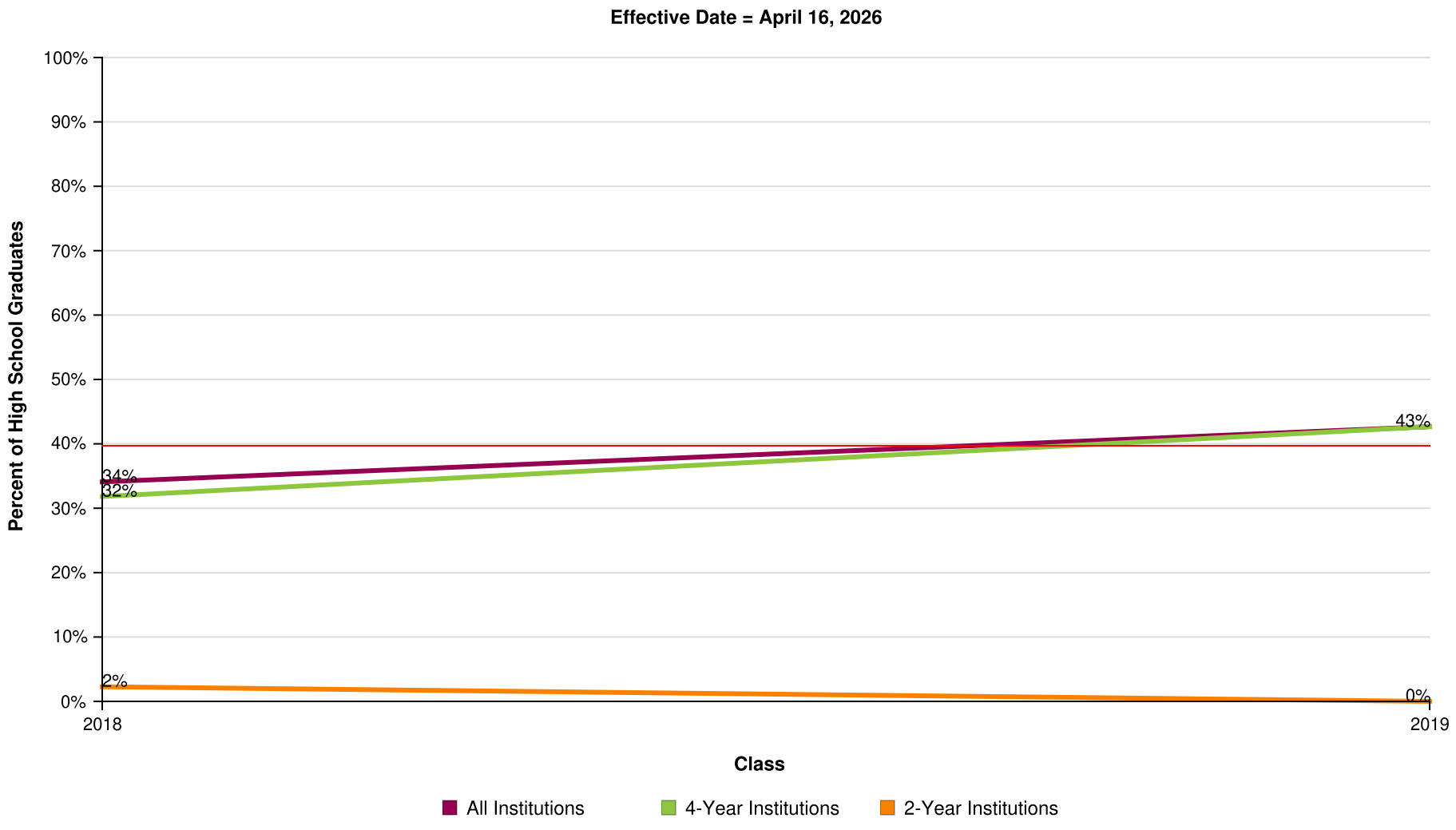

AVG = 39%

SOMERSET ACAD CHS - S CAMPUS

Report Run Date: 05/22/2026 03:21 PM

NATIONAL STUDENT CLEARINGHOUSE

©2012 National Student Clearinghouse. All rights reserved.

Percent of High School Class Who Completed a Degree Within Six Years by Institutional Location

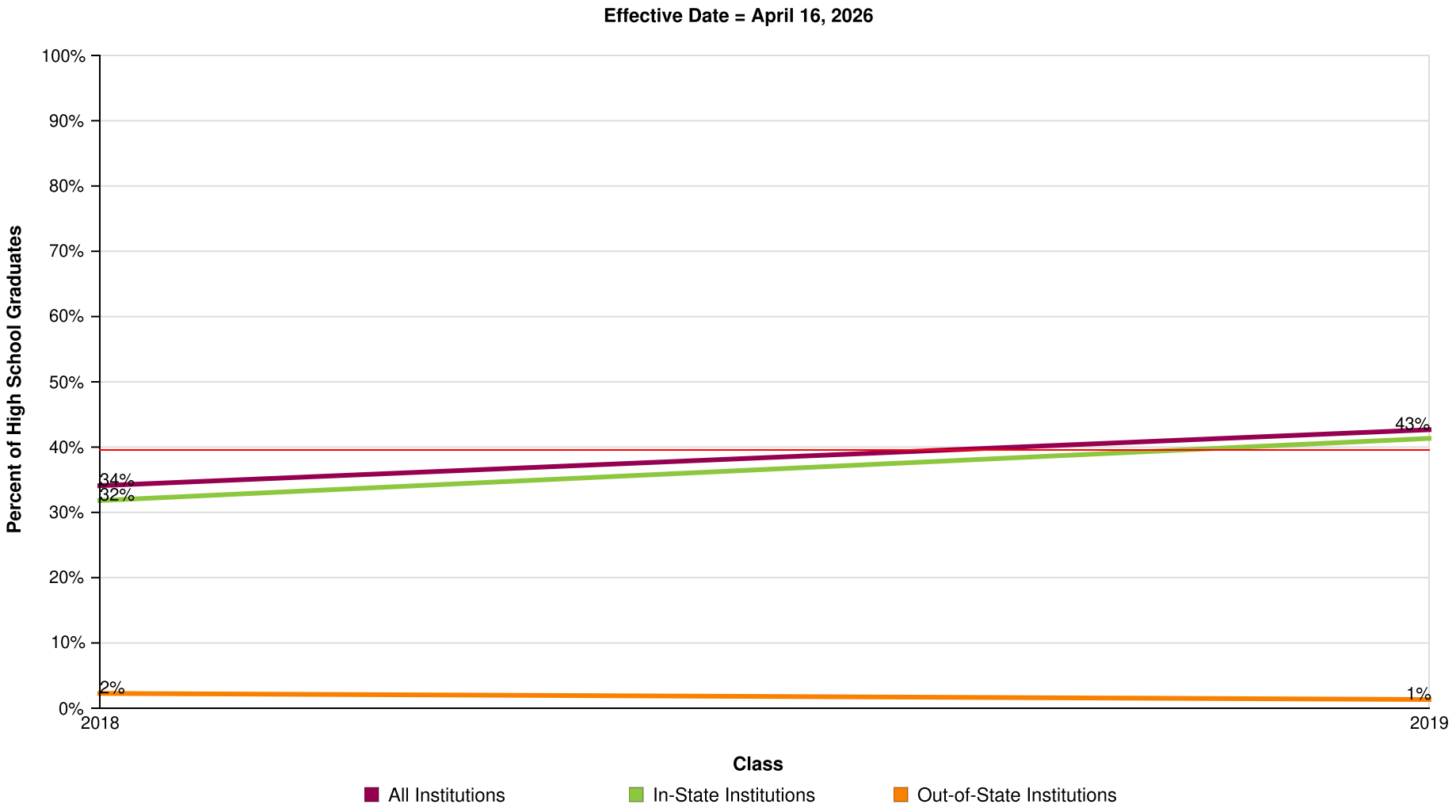

AVG = 39%

SOMERSET ACAD CHS - S CAMPUS

Report Run Date: 05/22/2026 03:21 PM

NATIONAL STUDENT CLEARINGHOUSE

©2012 National Student Clearinghouse. All rights reserved.

Count of High School Graduates with a College Degree

Effective Date = April 16, 2026

Class of	2018	2019
Total in the Class	44	75
Total With a Degree	15	32
Total from Public	15	30
Total from Private	0	2
Total from 4-Year	14	32
Total from 2-Year	1	0
Total In-State	14	31
Total Out-Of-State	1	1

NATIONAL STUDENT CLEARINGHOUSE®

©2012 National Student Clearinghouse. All rights reserved.

Time to College Graduation Within Six Years (Associate's, Bachelor's and Higher)

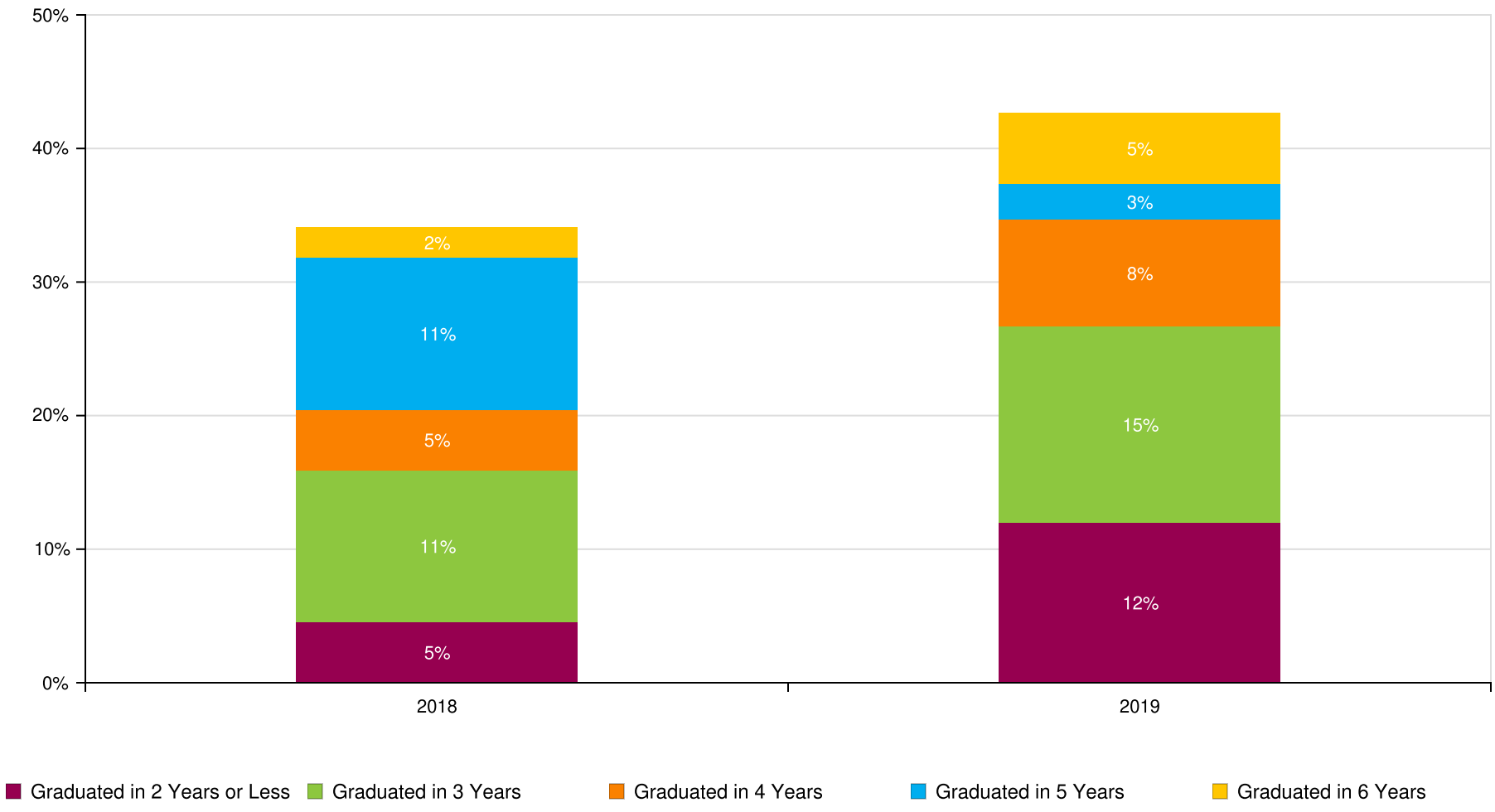

SOMERSET ACAD CHS - S CAMPUS

Report Run Date: 05/22/2026 03:21 PM

NATIONAL STUDENT CLEARINGHOUSE

©2012 National Student Clearinghouse. All rights reserved.

Count of Time to College Graduation within Six Years

Class of	2018	2019
Total In the Class	44	75
Graduated in 2 Years or Less	2	9
Graduated in 3 Years	5	11
Graduated in 4 Years	2	6
Graduated in 5 Years	5	2
Graduated in 6 Years	1	4

NATIONAL STUDENT CLEARINGHOUSE

©2012 National Student Clearinghouse. All rights reserved.

Class of 2018 Postsecondary Enrollment and Progress

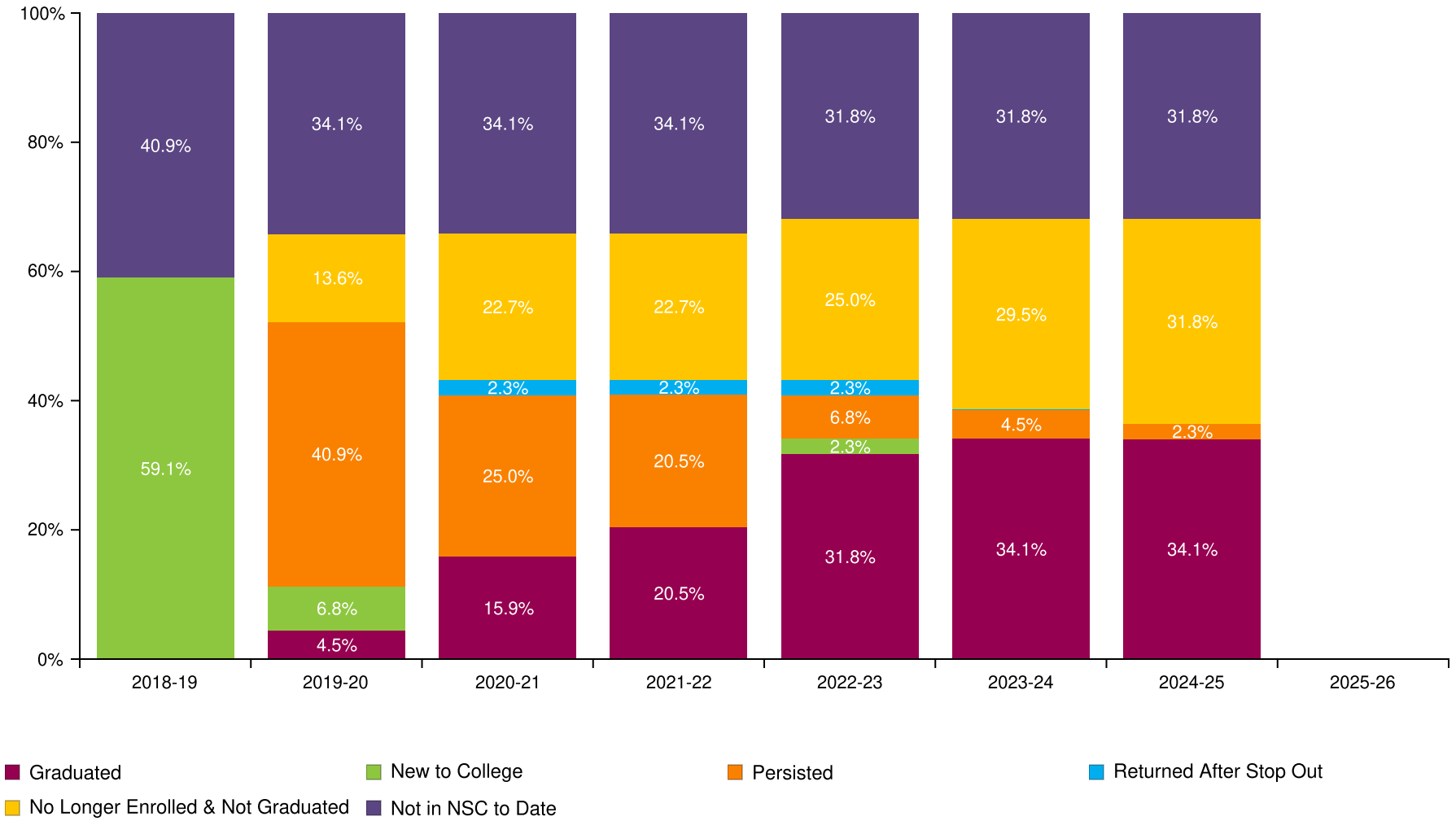

SOMERSET ACAD CHS - S CAMPUS

Report Run Date: 05/22/2026 03:21 PM

NATIONAL STUDENT CLEARINGHOUSE

©2012 National Student Clearinghouse. All rights reserved.

Count of Class 2018 Postsecondary Enrollment and Progress

Total in the Class: 44

Academic Years	2018-19	2019-20	2020-21	2021-22	2022-23	2023-24	2024-25	2025-26
New to College	26	3	0	0	1	0	0	0
Persisted	0	18	11	9	3	2	1	0
Returned After Stop Out	0	0	1	1	1	0	0	0
No Longer Enrolled & Not Graduated	0	6	10	10	11	13	14	0
Graduated	0	2	7	9	14	15	15	0
Not in NSC to Date	18	15	15	15	14	14	14	0

NATIONAL STUDENT CLEARINGHOUSE

©2012 National Student Clearinghouse. All rights reserved.

Class of 2019 Postsecondary Enrollment and Progress

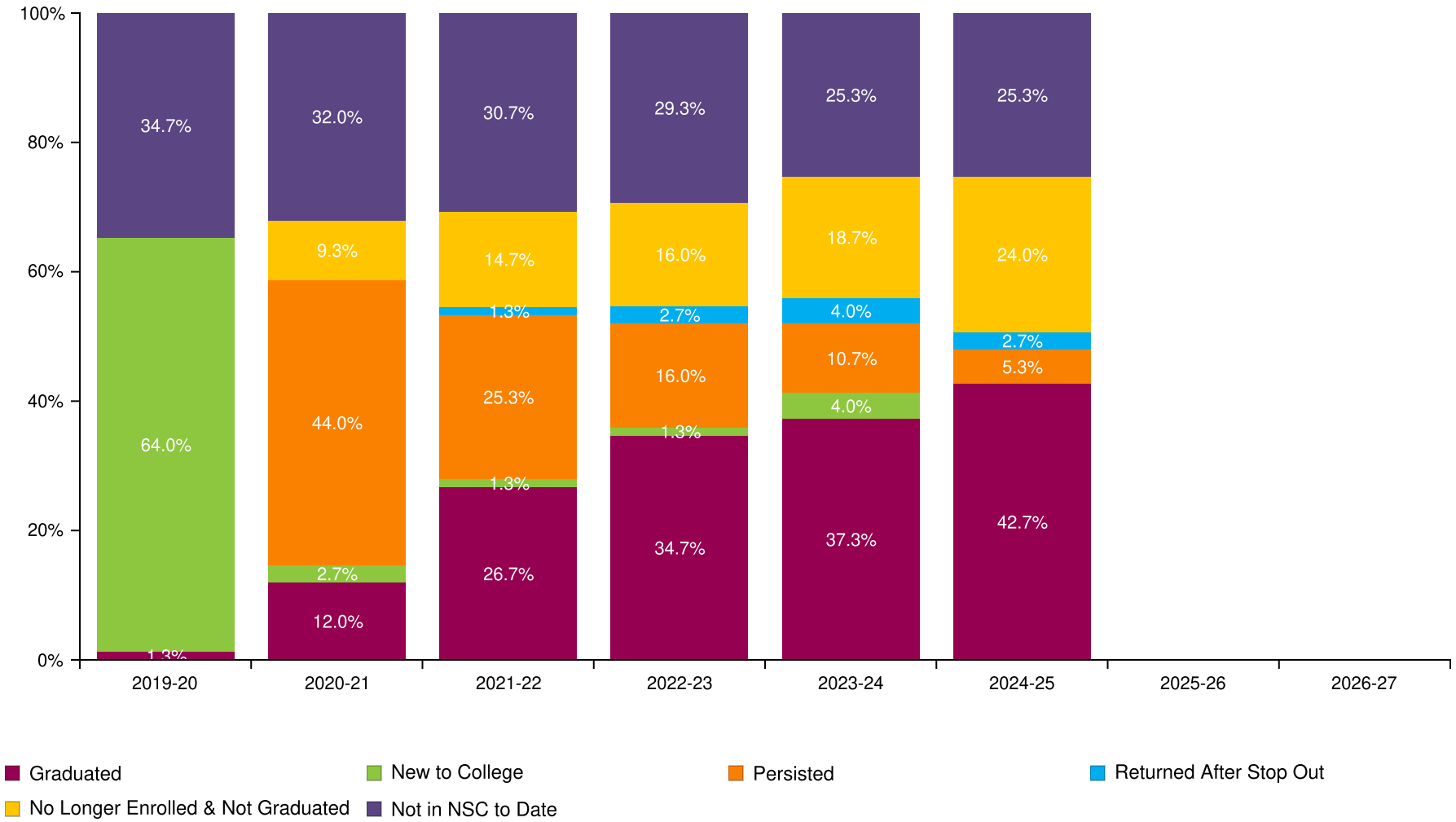

SOMERSET ACAD CHS - S CAMPUS

Report Run Date: 05/22/2026 03:21 PM

NATIONAL STUDENT CLEARINGHOUSE

©2012 National Student Clearinghouse. All rights reserved.

Count of Class 2019 Postsecondary Enrollment and Progress

Total in the Class: 75

Academic Years	2019-20	2020-21	2021-22	2022-23	2023-24	2024-25	2025-26	2026-27
New to College	48	2	1	1	3	0	0	0
Persisted	0	33	19	12	8	4	0	0
Returned After Stop Out	0	0	1	2	3	2	0	0
No Longer Enrolled & Not Graduated	0	7	11	12	14	18	0	0
Graduated	1	9	20	26	28	32	0	0
Not in NSC to Date	26	24	23	22	19	19	0	0

NATIONAL STUDENT CLEARINGHOUSE

©2012 National Student Clearinghouse. All rights reserved.

Class of 2020 Postsecondary Enrollment and Progress

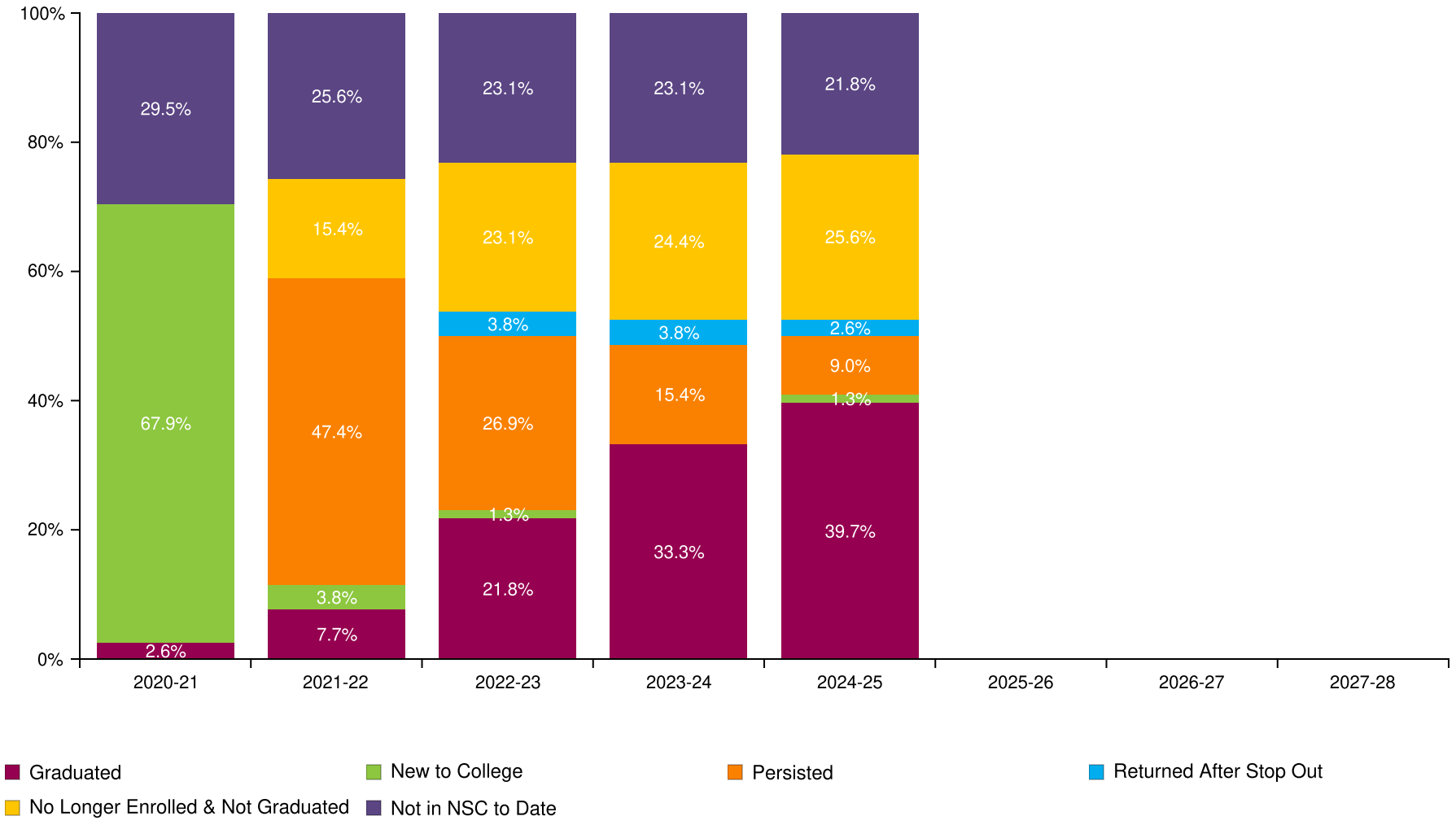

SOMERSET ACAD CHS - S CAMPUS

Report Run Date: 05/22/2026 03:21 PM

NATIONAL STUDENT CLEARINGHOUSE

©2012 National Student Clearinghouse. All rights reserved.

Count of Class 2020 Postsecondary Enrollment and Progress

Total in the Class: 78

Academic Years	2020-21	2021-22	2022-23	2023-24	2024-25	2025-26	2026-27	2027-28
New to College	53	3	1	0	1	0	0	0
Persisted	0	37	21	12	7	0	0	0
Returned After Stop Out	0	0	3	3	2	0	0	0
No Longer Enrolled & Not Graduated	0	12	18	19	20	0	0	0
Graduated	2	6	17	26	31	0	0	0
Not in NSC to Date	23	20	18	18	17	0	0	0

NATIONAL STUDENT CLEARINGHOUSE

©2012 National Student Clearinghouse. All rights reserved.

Class of 2021 Postsecondary Enrollment and Progress

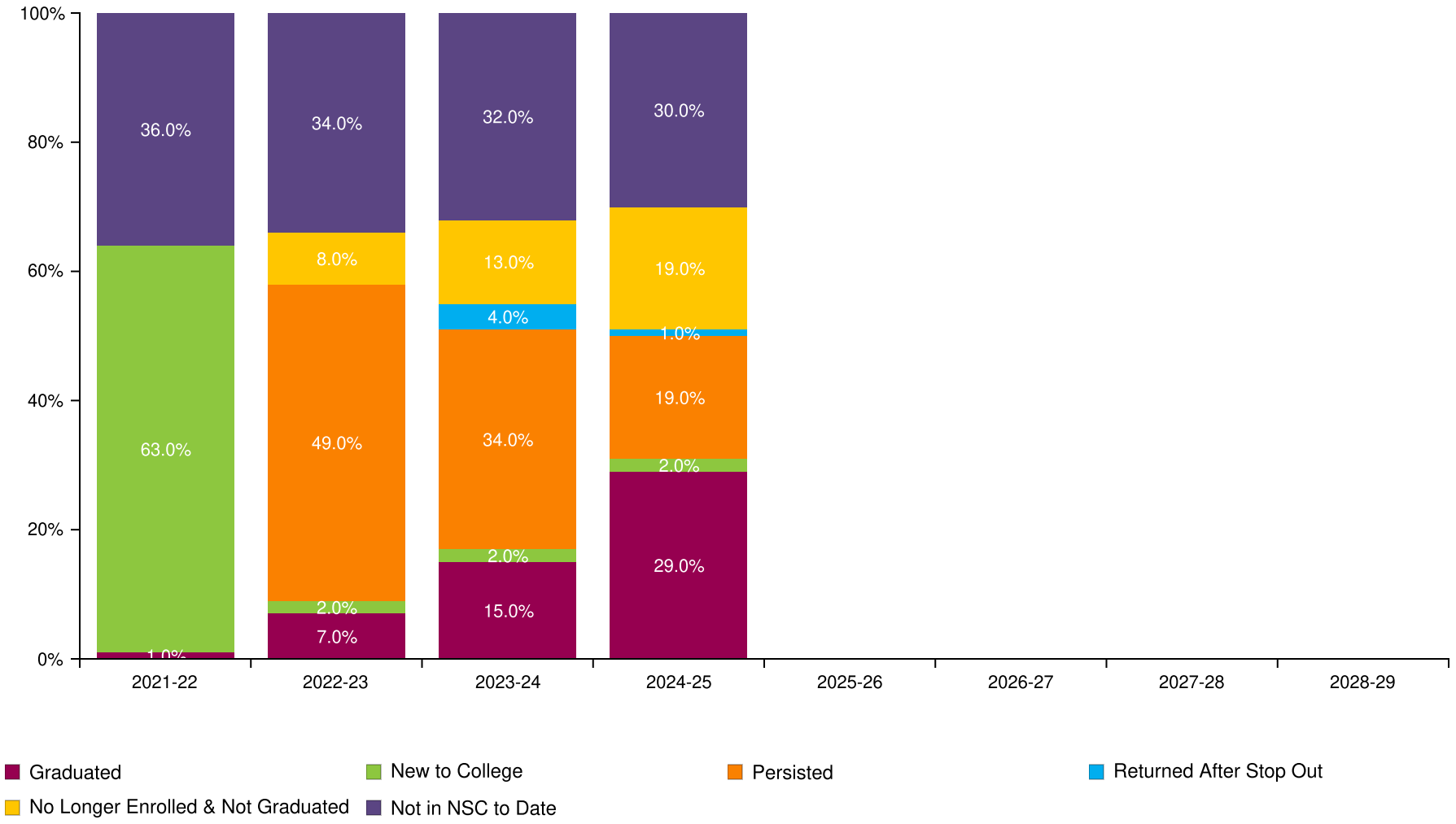

SOMERSET ACAD CHS - S CAMPUS

Report Run Date: 05/22/2026 03:21 PM

NATIONAL STUDENT CLEARINGHOUSE

©2012 National Student Clearinghouse. All rights reserved.

Count of Class 2021 Postsecondary Enrollment and Progress

Total in the Class: 100

Academic Years	2021-22	2022-23	2023-24	2024-25	2025-26	2026-27	2027-28	2028-29
New to College	63	2	2	2	0	0	0	0
Persisted	0	49	34	19	0	0	0	0
Returned After Stop Out	0	0	4	1	0	0	0	0
No Longer Enrolled & Not Graduated	0	8	13	19	0	0	0	0
Graduated	1	7	15	29	0	0	0	0
Not in NSC to Date	36	34	32	30	0	0	0	0

NATIONAL STUDENT CLEARINGHOUSE

©2012 National Student Clearinghouse. All rights reserved.

Class of 2022 Postsecondary Enrollment and Progress

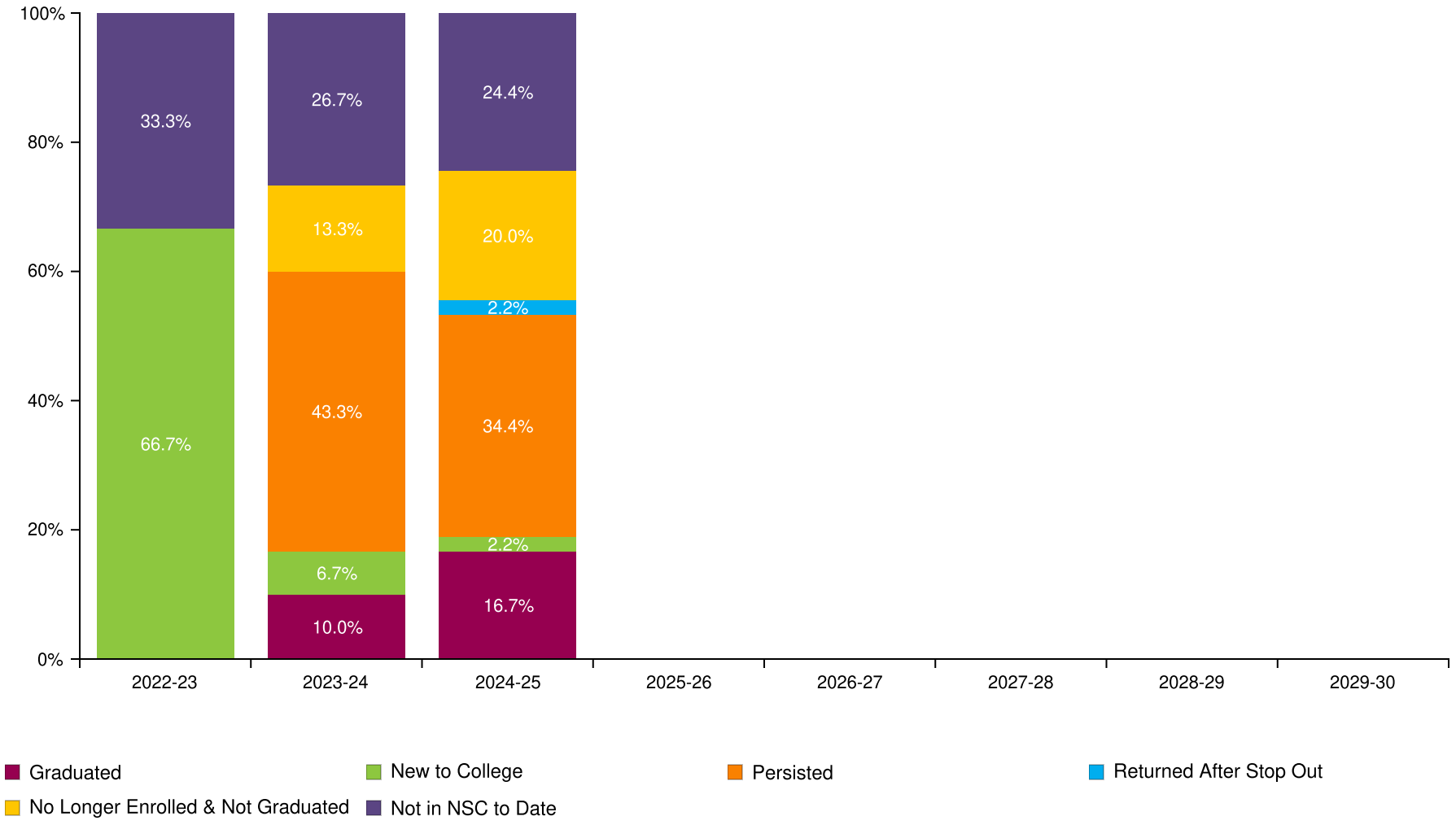

SOMERSET ACAD CHS - S CAMPUS

Report Run Date: 05/22/2026 03:21 PM

NATIONAL STUDENT CLEARINGHOUSE

©2012 National Student Clearinghouse. All rights reserved.

Count of Class 2022 Postsecondary Enrollment and Progress

Total in the Class: 90

Academic Years	2022-23	2023-24	2024-25	2025-26	2026-27	2027-28	2028-29	2029-30
New to College	60	6	2	0	0	0	0	0
Persisted	0	39	31	0	0	0	0	0
Returned After Stop Out	0	0	2	0	0	0	0	0
No Longer Enrolled & Not Graduated	0	12	18	0	0	0	0	0
Graduated	0	9	15	0	0	0	0	0
Not in NSC to Date	30	24	22	0	0	0	0	0

NATIONAL STUDENT CLEARINGHOUSE

©2012 National Student Clearinghouse. All rights reserved.

Class of 2023 Postsecondary Enrollment and Progress

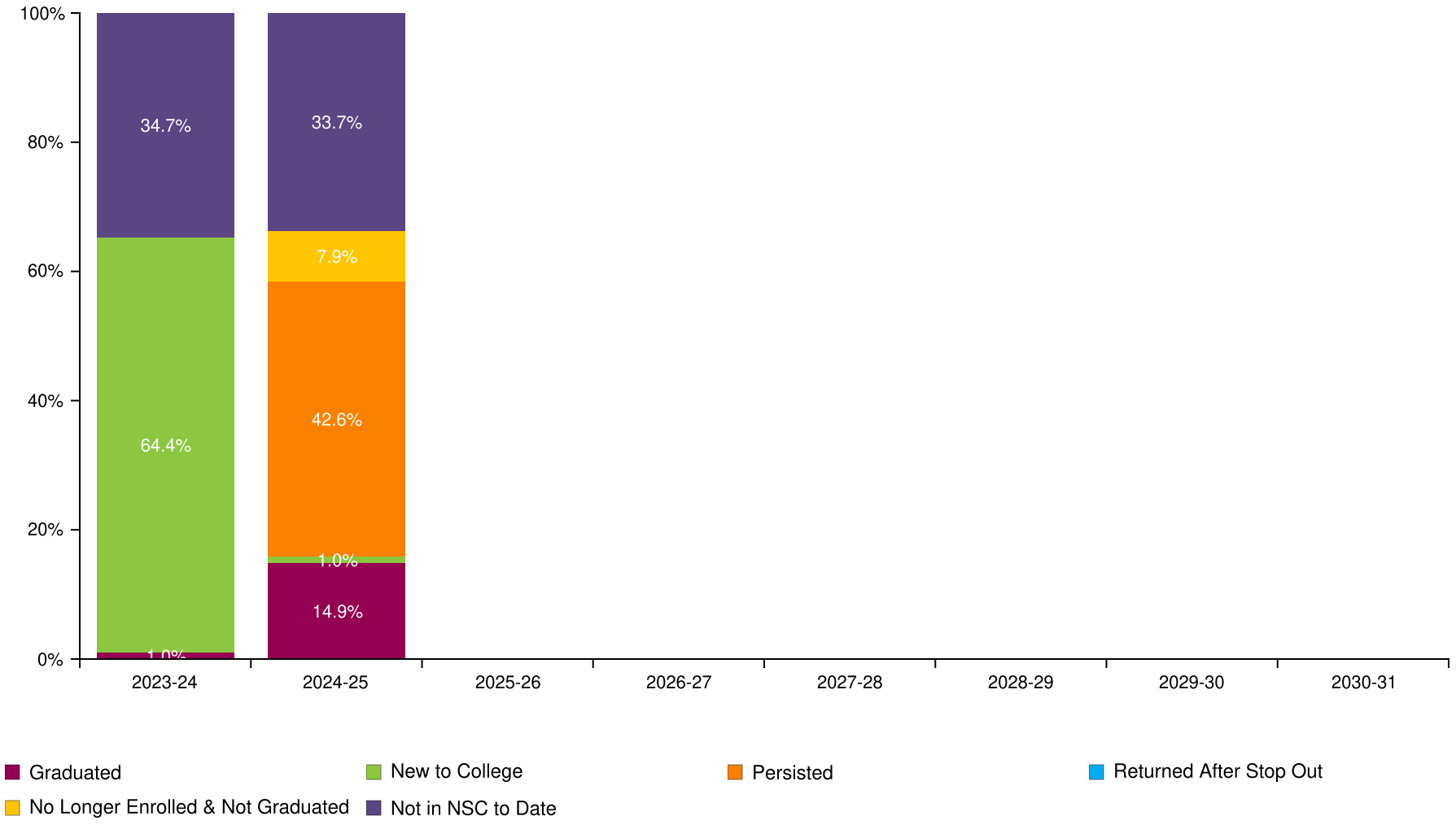

SOMERSET ACAD CHS - S CAMPUS

Report Run Date: 05/22/2026 03:21 PM

NATIONAL STUDENT CLEARINGHOUSE

©2012 National Student Clearinghouse. All rights reserved.

Count of Class 2023 Postsecondary Enrollment and Progress

Total in the Class: 101

Academic Years	2023-24	2024-25	2025-26	2026-27	2027-28	2028-29	2029-30	2030-31
New to College	65	1	0	0	0	0	0	0
Persisted	0	43	0	0	0	0	0	0
Returned After Stop Out	0	0	0	0	0	0	0	0
No Longer Enrolled & Not Graduated	0	8	0	0	0	0	0	0
Graduated	1	15	0	0	0	0	0	0
Not in NSC to Date	35	34	0	0	0	0	0	0

NATIONAL STUDENT CLEARINGHOUSE

©2012 National Student Clearinghouse. All rights reserved.

Class of 2024 Postsecondary Enrollment and Progress

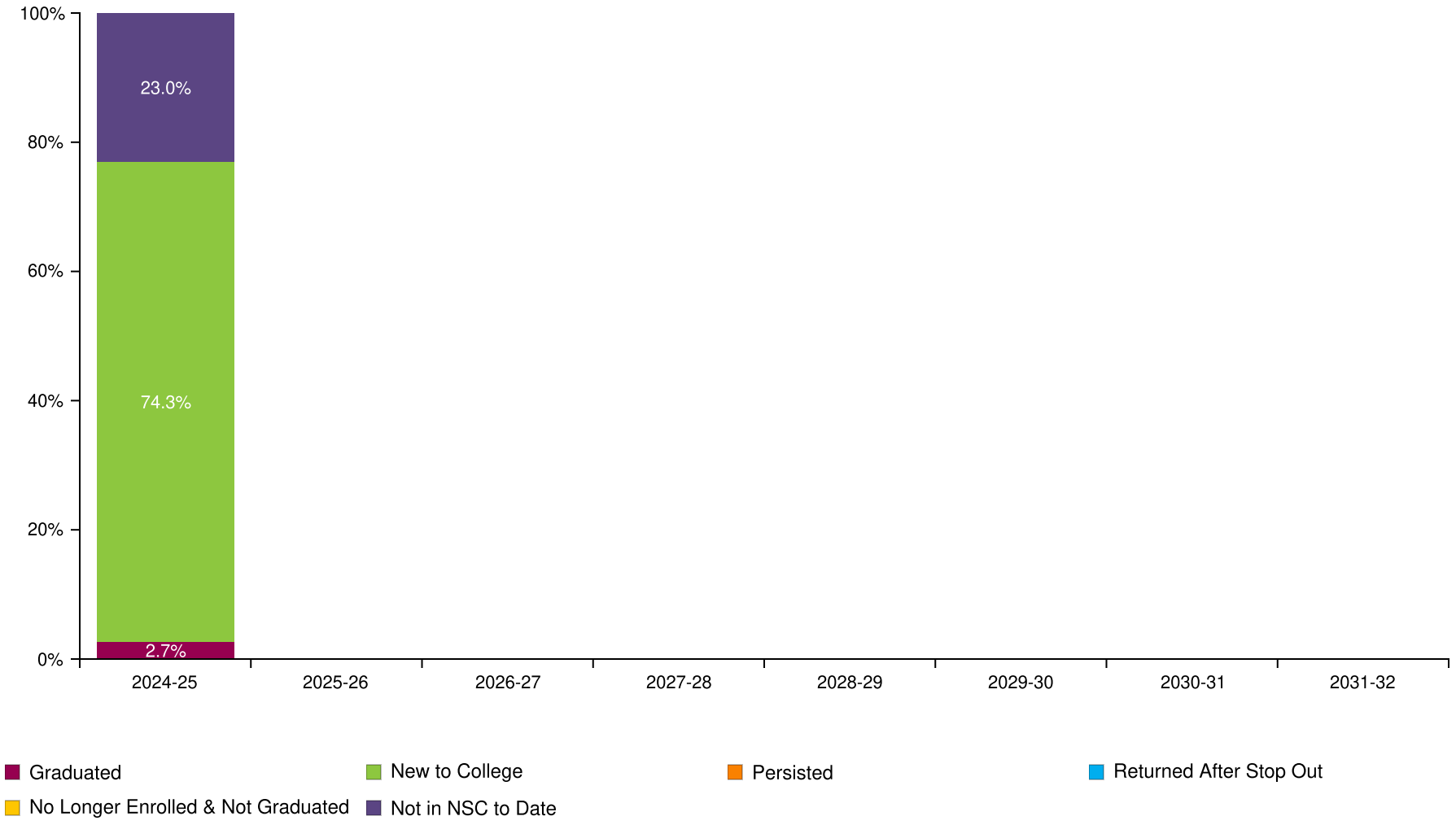

SOMERSET ACAD CHS - S CAMPUS

Report Run Date: 05/22/2026 03:21 PM

NATIONAL STUDENT CLEARINGHOUSE

©2012 National Student Clearinghouse. All rights reserved.

Count of Class 2024 Postsecondary Enrollment and Progress

Total in the Class: 113

Academic Years	2024-25	2025-26	2026-27	2027-28	2028-29	2029-30	2030-31	2031-32
New to College	84	0	0	0	0	0	0	0
Persisted	0	0	0	0	0	0	0	0
Returned After Stop Out	0	0	0	0	0	0	0	0
No Longer Enrolled & Not Graduated	0	0	0	0	0	0	0	0
Graduated	3	0	0	0	0	0	0	0
Not in NSC to Date	26	0	0	0	0	0	0	0

NATIONAL STUDENT CLEARINGHOUSE

©2012 National Student Clearinghouse. All rights reserved.

Most Common Institutions of Enrollment in the Fall Immediately following High School Graduation for All Classes by Number of Students

Name	Rank	State	Level	Type	Total
MIAMI DADE COLLEGE	1	FL	4-year	Public	320
FLORIDA INTERNATIONAL UNIVERSITY	2	FL	4-year	Public	31
UNIVERSITY OF NORTH FLORIDA	3	FL	4-year	Public	7
FLORIDA SOUTHWESTERN STATE COLLEGE	4	FL	4-year	Public	4
UNIVERSITY OF CENTRAL FLORIDA	5	FL	4-year	Public	4
FLORIDA ATLANTIC UNIVERSITY	6	FL	4-year	Public	3
FLORIDA GULF COAST UNIVERSITY	7	FL	4-year	Public	3
FLORIDA STATE UNIVERSITY	8	FL	4-year	Public	3
NOVA SOUTHEASTERN UNIVERSITY	9	FL	4-year	Private	3
SANTA FE COLLEGE	10	FL	4-year	Public	3
ST THOMAS UNIVERSITY	11	FL	4-year	Private	3
VALENCIA COLLEGE	12	FL	4-year	Public	3
AVE MARIA UNIVERSITY	13	FL	4-year	Private	2
BARRY UNIVERSITY	14	FL	4-year	Private	2
FLORIDA MEMORIAL UNIVERSITY	15	FL	4-year	Private	2
FULL SAIL UNIVERSITY	16	FL	4-year	Private	2
NUC UNIVERSITY- FL TECHNICAL COLLEGE- CUTLER BAY	17	FL	4-year	Private	2
SAINT VINCENT COLLEGE	18	PA	4-year	Private	2
TEXAS STATE UNIVERSITY - SAN MARCOS	19	TX	4-year	Public	2
UNIVERSITY OF FLORIDA	20	FL	4-year	Public	2
ASA COLLEGE	21	NY	2-year	Private	1
CALIFORNIA STATE UNIVERSITY- NORTHRIDGE	22	CA	4-year	Public	1
CAPITAL UNIVERSITY, COLUMBUS	23	OH	4-year	Private	1
CENTRAL GEORGIA TECHNICAL COLLEGE	24	GA	2-year	Public	1
CENTRAL STATE UNIVERSITY-OH	25	OH	4-year	Public	1

NATIONAL STUDENT CLEARINGHOUSE

©2012 National Student Clearinghouse. All rights reserved.

Appendix

Graphs (in order of appearance)		Description
Percent of Students Enrolled in College the Fall Immediately Following Graduation From High School (pp. 2-5)		Percentage of high school students who enrolled in a two- or four- year postsecondary institution in the fall semester immediately following graduation. The fall semester immediately following graduation is defined as any college enrollment between August 15 and October 31. The student must have an active enrollment between these dates.Shown only for classes which have completed a fall semester.
Percent of Students Enrolled in College at Any Time During the First Year After High School (pp. 7-10)		Percentage of high school students who enrolled in a two- or four-year postsecondary institution in the academic year immediately following graduation. The first year after high school includes any college enrollment any college enrollment where a studen between August 15 of the graduation calendar year and August 14 of the following yeart had active enrollment between August 15 of the graduation calendar year and August 14 of the following calendar year.*
Percent of Students Enrolled in College at Any Time During the First Two Years After High School (pp. 12-15)		Percentage of high school students who enrolled in a two- or four-year postsecondary institution in the academic year immediately following graduation. The two years after high school includes any college enrollment where student had active enrollment between August 15 of the graduation calendar year and August 14 of the following two calendar years.*
Percent of Students Enrolled in College the First year After High School Who Returned for a Second Year (pp. 17-20)		Percentage of students who remained enrolled (persisted) in postsecondary education from the first year to the second year. Note: The graphs show the percentage of students who remained enrolled at any postsecondary institution, not retention at the same institution. Shown only for classes which have completed the first two years after high school.
Percent of High School Class with a College Degree Within Six Years (pp. 22-25)		The six-year degree completion rate at two- and four- year institutions. Shown only for classes where six academic years have passed since high school graduation.When student has a degree with an award date that is more than 6 years after high school year,it will not be counted in this report; it will be reported in the student-level Detail Report. Only associate's, bachelor's, and advanced degrees are counted in these rates. Certificates are not included in these counts but will be reported in the student-level Detail Report.
Time to College Graduation Within Six Years (p. 27)		This graph shows the time to first degree broken down by the number of academic years since the students graduated from high school.
Class of XXXX Postsecondary Enrollment and Progress (each class year is on its own page)		Progress of a single class of students (cohort) through postsecondary education up to eight years after high school graduation. Each segment of the bar chart corresponds to one of the following definitions: GRADUATED: Student has completed an associate's, bachelor's or higher degree (certificates are not included). Once a student is counted as a graduate,s/he is not counted again elsewhere in the report. A Graduated Record is reported before all other possible categories (e.g. New to College,Persisted, etc.) NEW TO COLLEGE: First year that a student was found in the Clearinghouse database. PERSISTED: Student was enrolled during the previous year and continues to be enrolled in the current year. The graphs show the student's continued enrollment at any postsecondary institution, not retention at the same institution. RETURNED AFTER STOP OUT: Student was enrolled, did not appear in postsecondary education the following year, and reappeared in a year thereafter. NO LONGER ENROLLED & NOT GRADUATED: Student was enrolled in postsecondary education, is not currently enrolled and there is no record of completion. NOT IN NSC TO DATE: Student was not found in the Clearinghouse database.**

NATIONAL STUDENT CLEARINGHOUSE

©2012 National Student Clearinghouse. All rights reserved.

Most Common Institutions of Enrollment in the Fall Immediately Following Graduation from High School for All Classes by Number of Students		A comprehensive list of top 25 most frequentlly attended the postsecondary institutions your students attended in the first fall following high school graduation.

Term	Definition
Effective Date	Set by Clearinghouse's Research Center three times per year - Fall, Spring and Summer. The date will be noted in the Report File Name and within the StudentTracker application.The date is established to ensure that your StudentTracker reports provide the most comprehensive enrollment and degree data provided by the colleges and universities for a given period, and that all secondary education institutions are matched against the same set of post-secondary data.Reports generated in between effective dates will be processed against the most recent effective date, no new data will be reported.
High School Class (labeled by graduation year)	Includes all students who graduated high school between September 1 of the previous year and August 31 of the graduation calendar year.
Academic Year	Defined as any collegiate enrollment that occurs between August 15 of one year and August 14 of the following calendar year.
Institutional Level	Indicates the level of degree predominantly offered by the institution (i.e. two-year or four-year).
Institutional Type	Indicates whether the institution is controlled publically or by a private entity.
Institutional Location	Indicates if an institution is in-state or out-of-state based on the comparison between the states where the institution and the high school are located.
Demographic Packet	A packet of reports for many of the same outcomes described above but stratified by the Demographic data elements you provided in your Diploma or Request file, if any.The Demographic data elements are: Gender,Ethnicity,Economic Disadvantage indicator,Disability indicator,English Language Learner.
Academic Packet	A packet of reports for many of the same outcomes described above but stratified by the Academic data elements you provided in your Diploma or Request file, if any.The Academic data elements are: Math Assessment 8th grade and high school,English Assessment 8th grade and high school,Dual Enrollment indicator and Number of Semester of Match completed.

*Revised in Spring 2016 to display the recent high school class even though the full time period has not elapsed
**Institutions that participate in the Clearinghouse represent more that 98% of the nation's two- and four-year postsecondary enrollment.Students who are enrolled in postsecondary institutions that do not participate in the Clearinghouse are not in the Clearinhouse database.

NATIONAL STUDENT CLEARINGHOUSE®

©2012 National Student Clearinghouse. All rights reserved.