

NATIONAL STUDENT CLEARINGHOUSE[®]

StudentTracker[®] for High Schools Aggregate Report

Prepared for
MIAMI-DADE VIRTUAL HIGH SCHOOL FRANCHISE
ACT Code: 102756

MIAMI-DADE VIRTUAL HIGH SCHOOL FRANCHISE

Report Run Date: 09/16/2024 05:12 PM

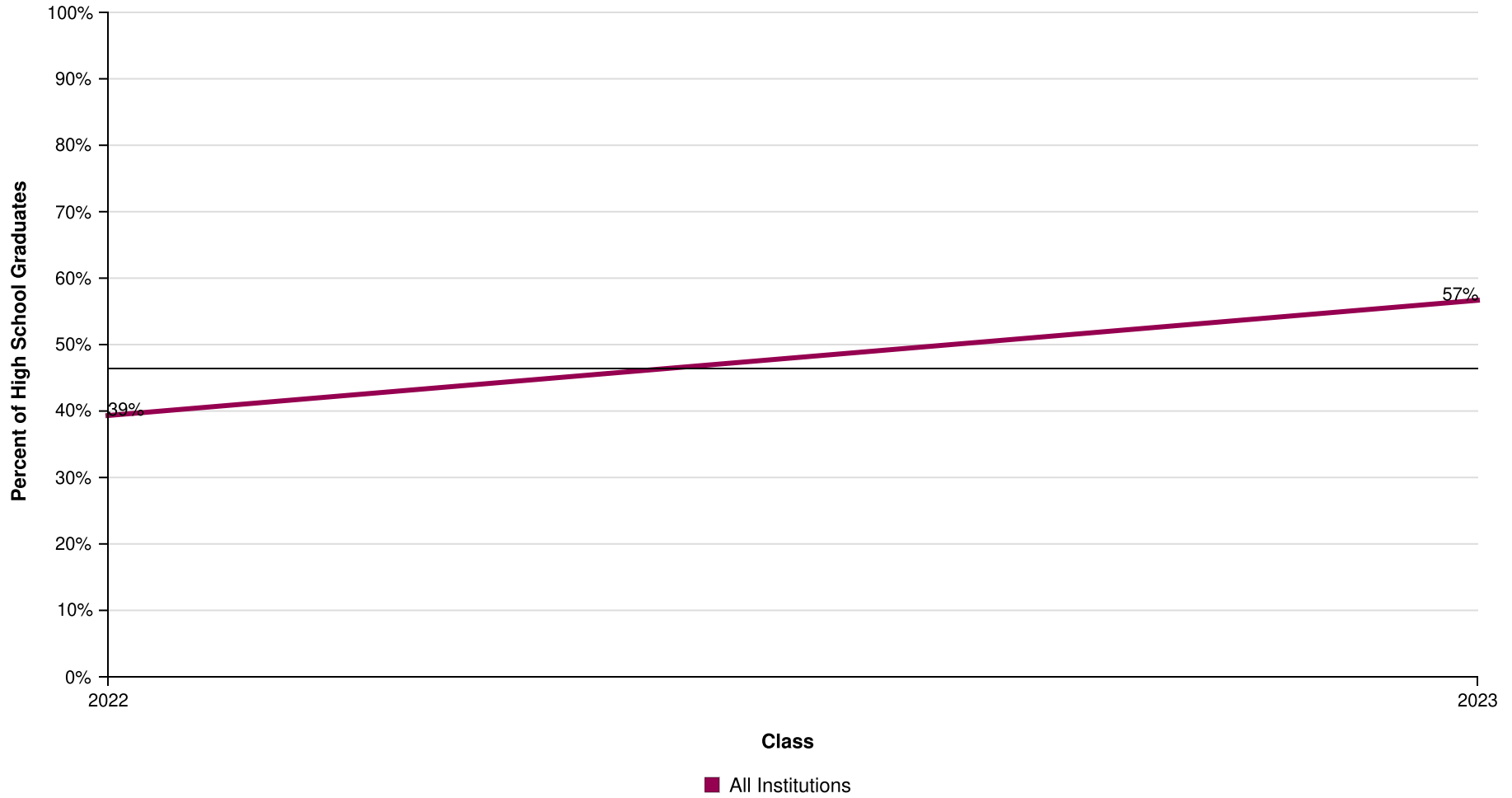
Page 1 of 35

NATIONAL STUDENT
CLEARINGHOUSE[®]

©2012 National Student Clearinghouse. All rights reserved.

Percent of Students Enrolled in College the Fall Immediately After High School

Effective Date = August 21, 2024



AVG = 46%

MIAMI-DADE VIRTUAL HIGH SCHOOL FRANCHISE

Report Run Date: 09/16/2024 05:12 PM

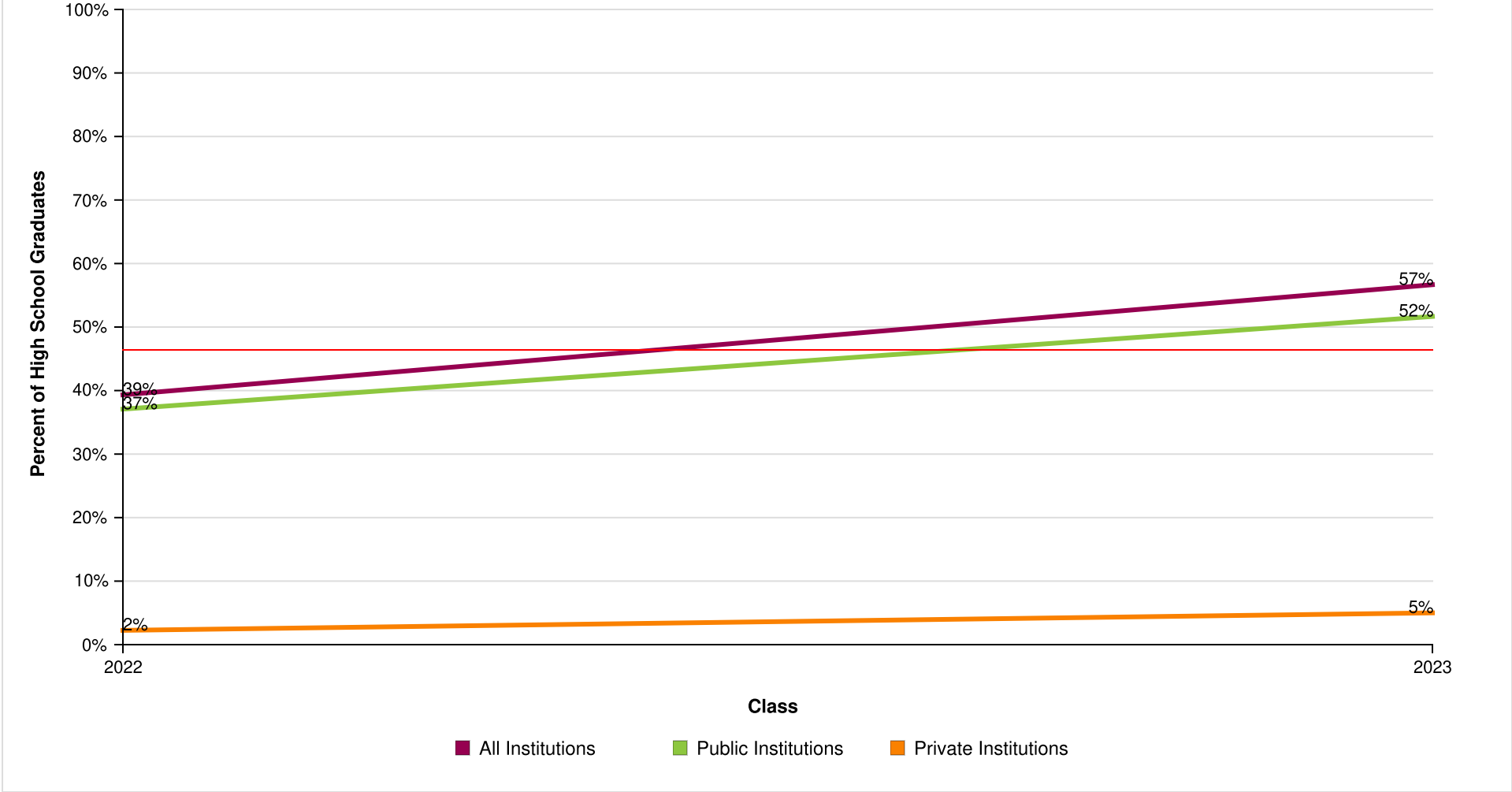
Page 2 of 35

NATIONAL STUDENT CLEARINGHOUSE

©2012 National Student Clearinghouse. All rights reserved.

Percent of Students Enrolled in College the Fall Immediately After High School by Institutional Type

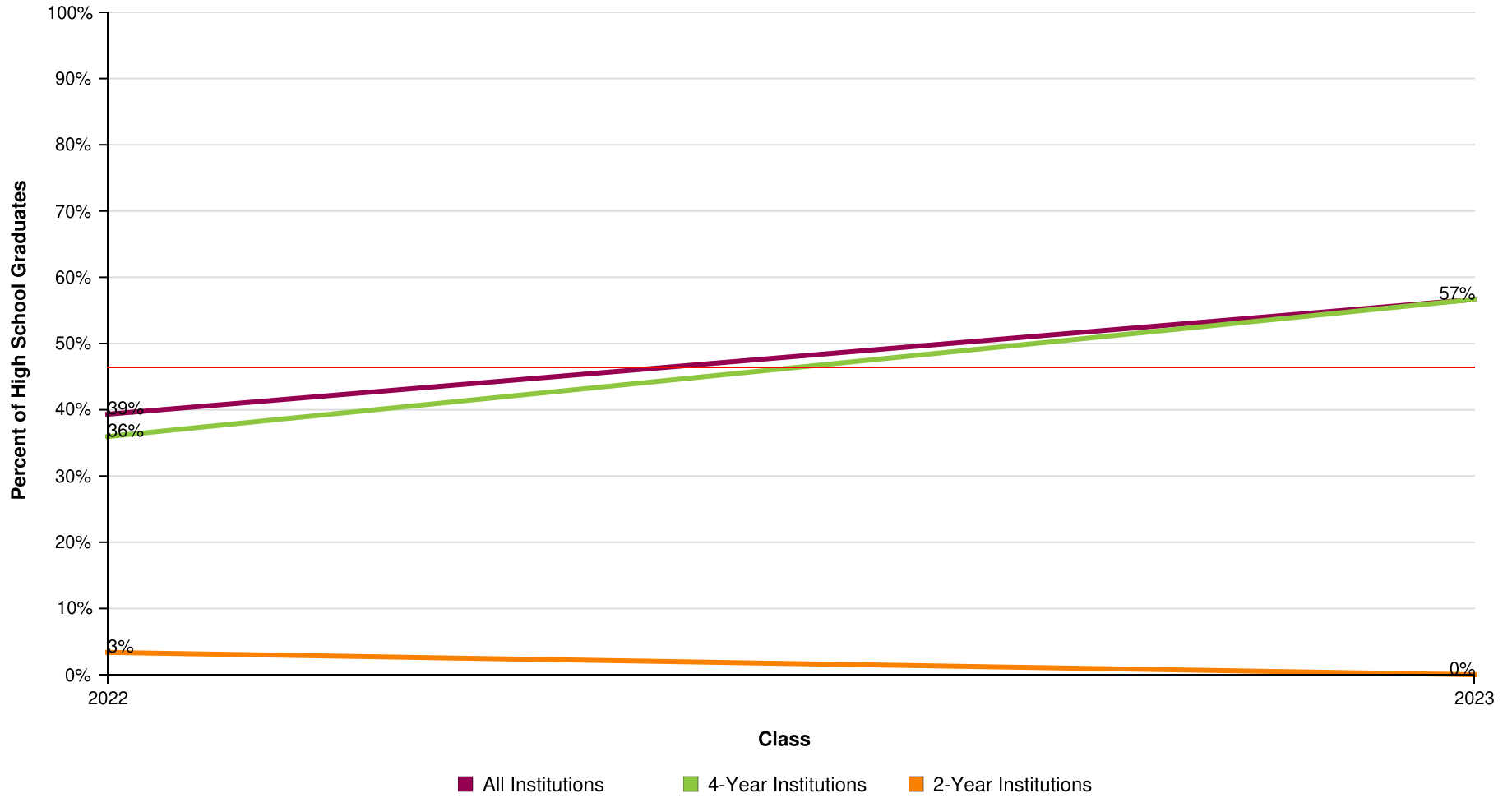
Effective Date = August 21, 2024



AVG = 46%

Percent of Students Enrolled in College the Fall Immediately After High School by Institutional Level

Effective Date = August 21, 2024



AVG = 46%

MIAMI-DADE VIRTUAL HIGH SCHOOL FRANCHISE

Report Run Date: 09/16/2024 05:12 PM

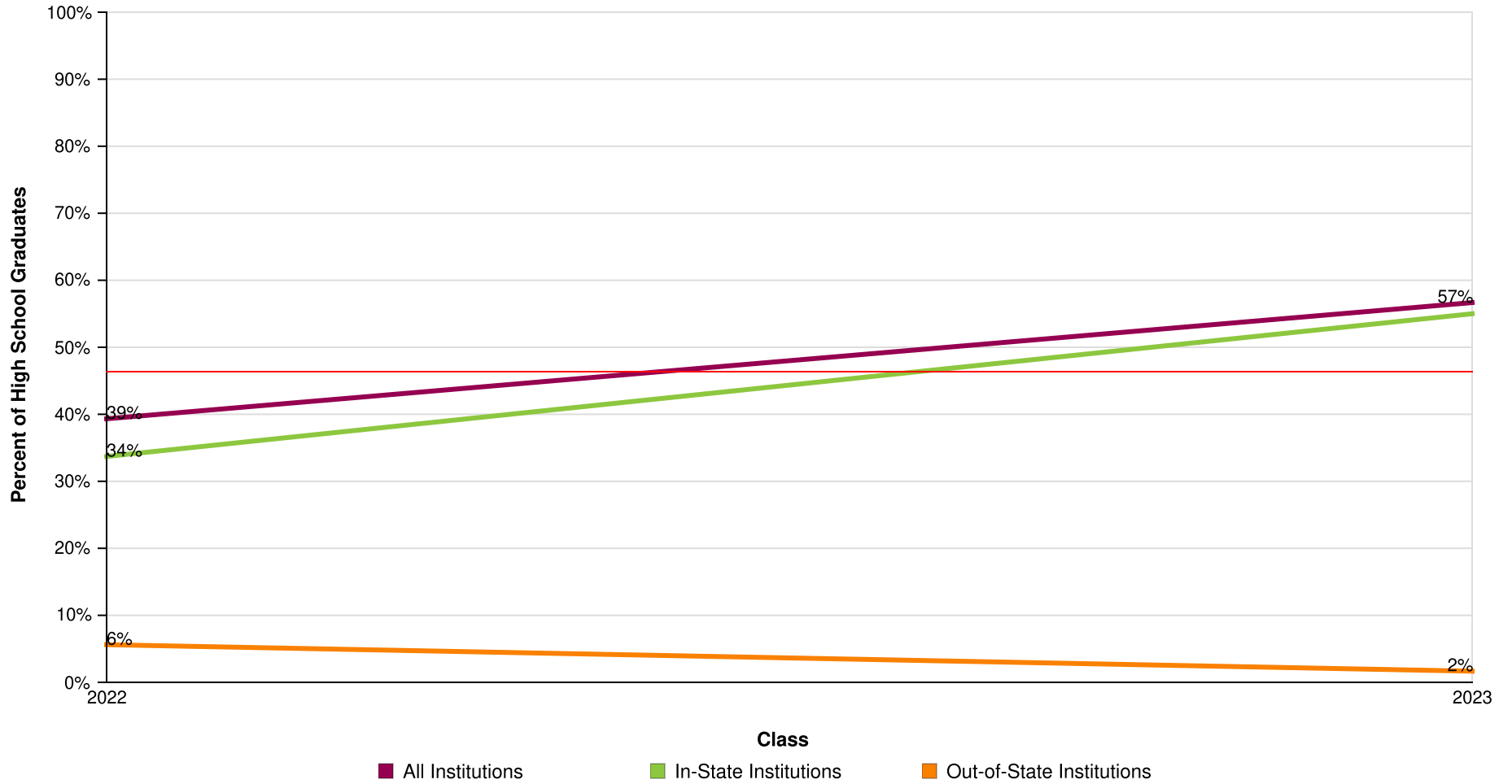
Page 4 of 35

NATIONAL STUDENT CLEARINGHOUSE

©2012 National Student Clearinghouse. All rights reserved.

Percent of Students Enrolled in College the Fall Immediately After High School by Institutional Location

Effective Date = August 21, 2024



AVG = 46%

MIAMI-DADE VIRTUAL HIGH SCHOOL FRANCHISE

Report Run Date: 09/16/2024 05:12 PM

Page 5 of 35

NATIONAL STUDENT CLEARINGHOUSE

©2012 National Student Clearinghouse. All rights reserved.

Count of Students Enrolled in College the Fall Immediately After High School

Effective Date = August 21, 2024

Class of	2022	2023
Total in the Class	89	60
Total Enrolled	35	34
Total in Public	33	31
Total in Private	2	3
Total in 4-Year	32	34
Total in 2-Year	3	0
Total In-State	30	33
Total Out-of-State	5	1

MIAMI-DADE VIRTUAL HIGH SCHOOL FRANCHISE

Report Run Date: 09/16/2024 05:12 PM

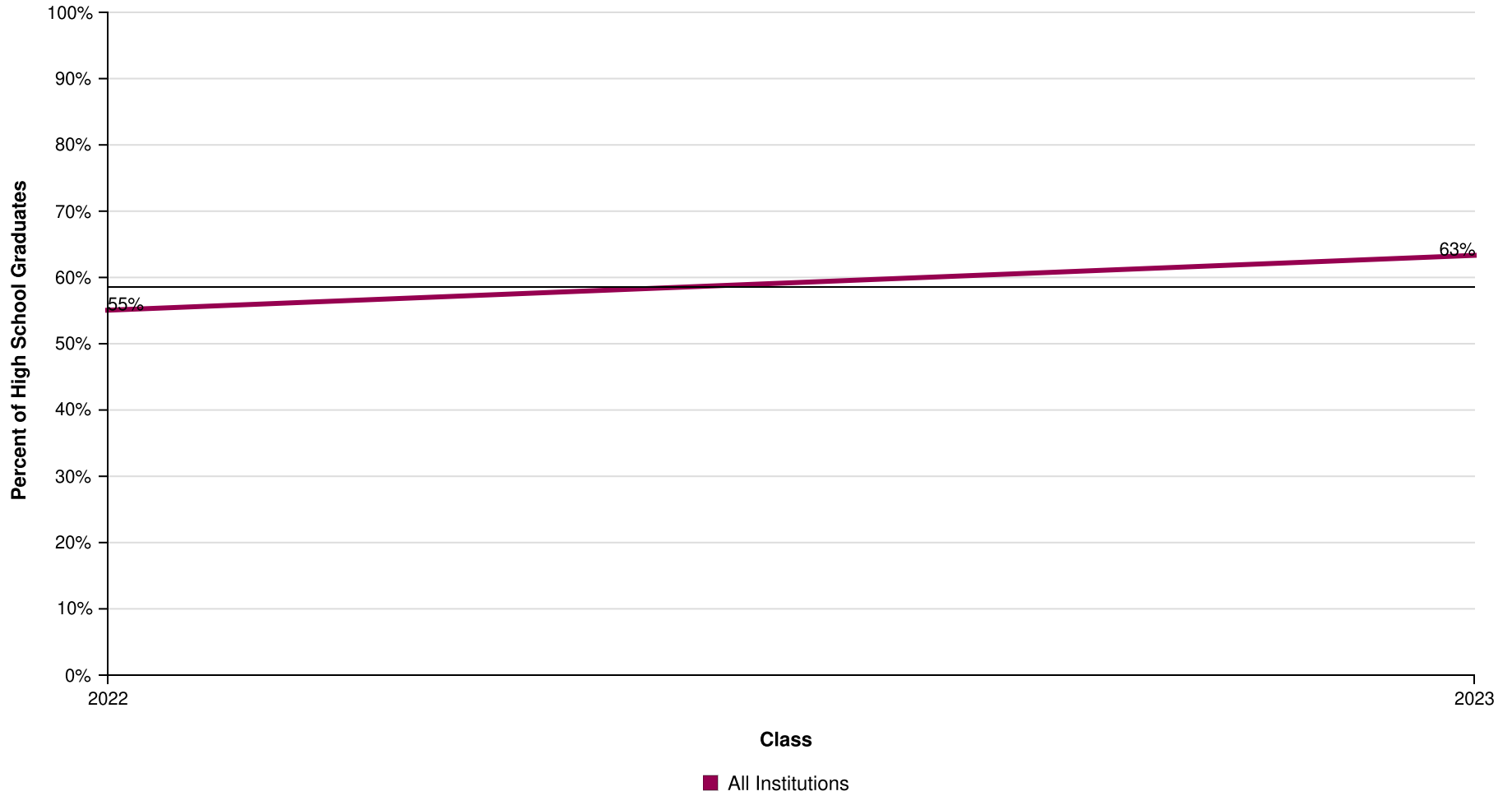
Page 6 of 35

**NATIONAL STUDENT
CLEARINGHOUSE**

©2012 National Student Clearinghouse. All rights reserved.

Percent of Students Enrolled in College at Any Time During the First Year After High School

Effective Date = August 21, 2024



AVG = 58%

MIAMI-DADE VIRTUAL HIGH SCHOOL FRANCHISE

Report Run Date: 09/16/2024 05:12 PM

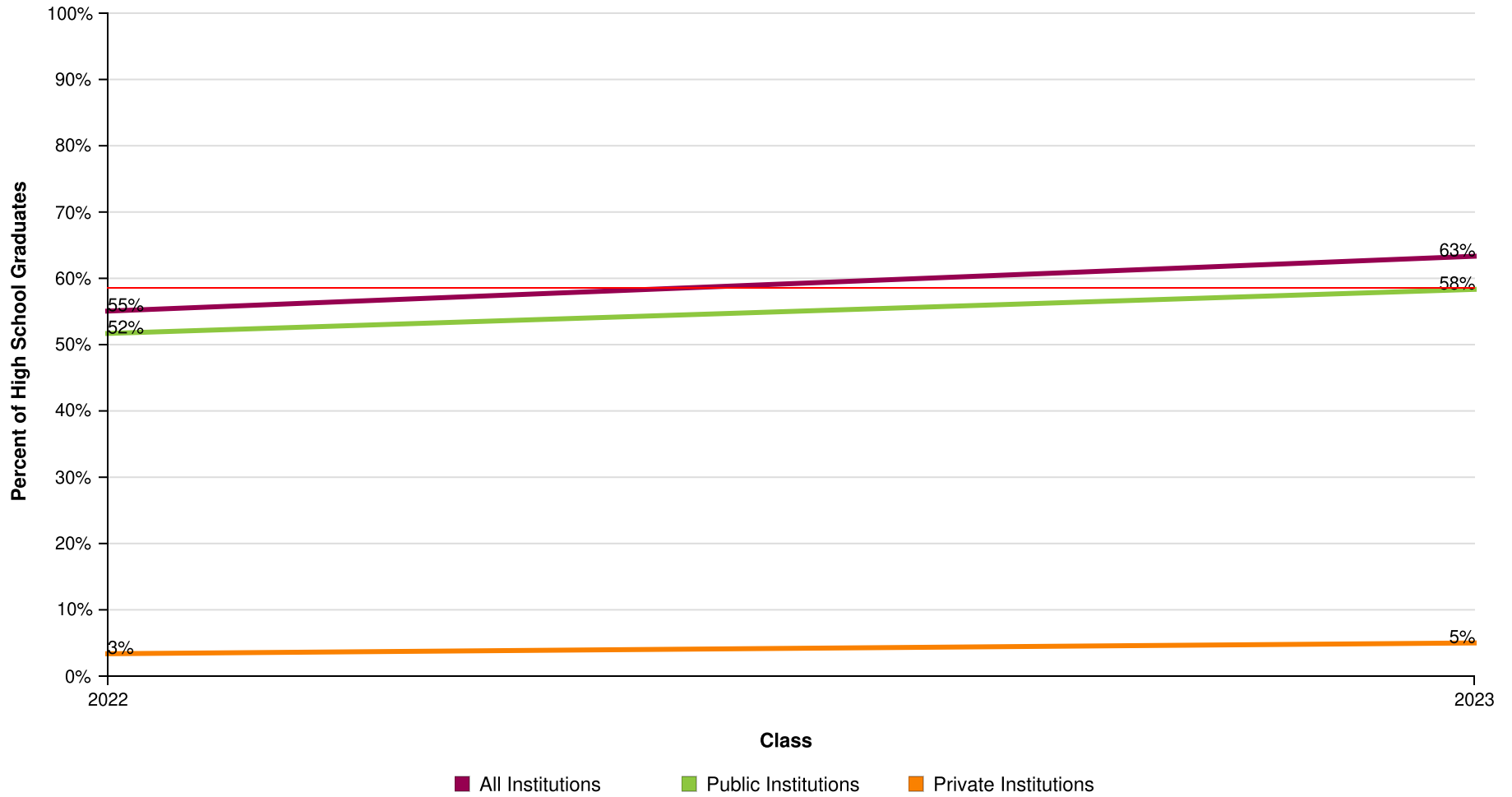
Page 7 of 35

NATIONAL STUDENT
CLEARINGHOUSE

©2012 National Student Clearinghouse. All rights reserved.

Percent of Students Enrolled in College at Any Time During the First Year After High School by Institutional Type

Effective Date = August 21, 2024



AVG = 58%

MIAMI-DADE VIRTUAL HIGH SCHOOL FRANCHISE

Report Run Date: 09/16/2024 05:12 PM

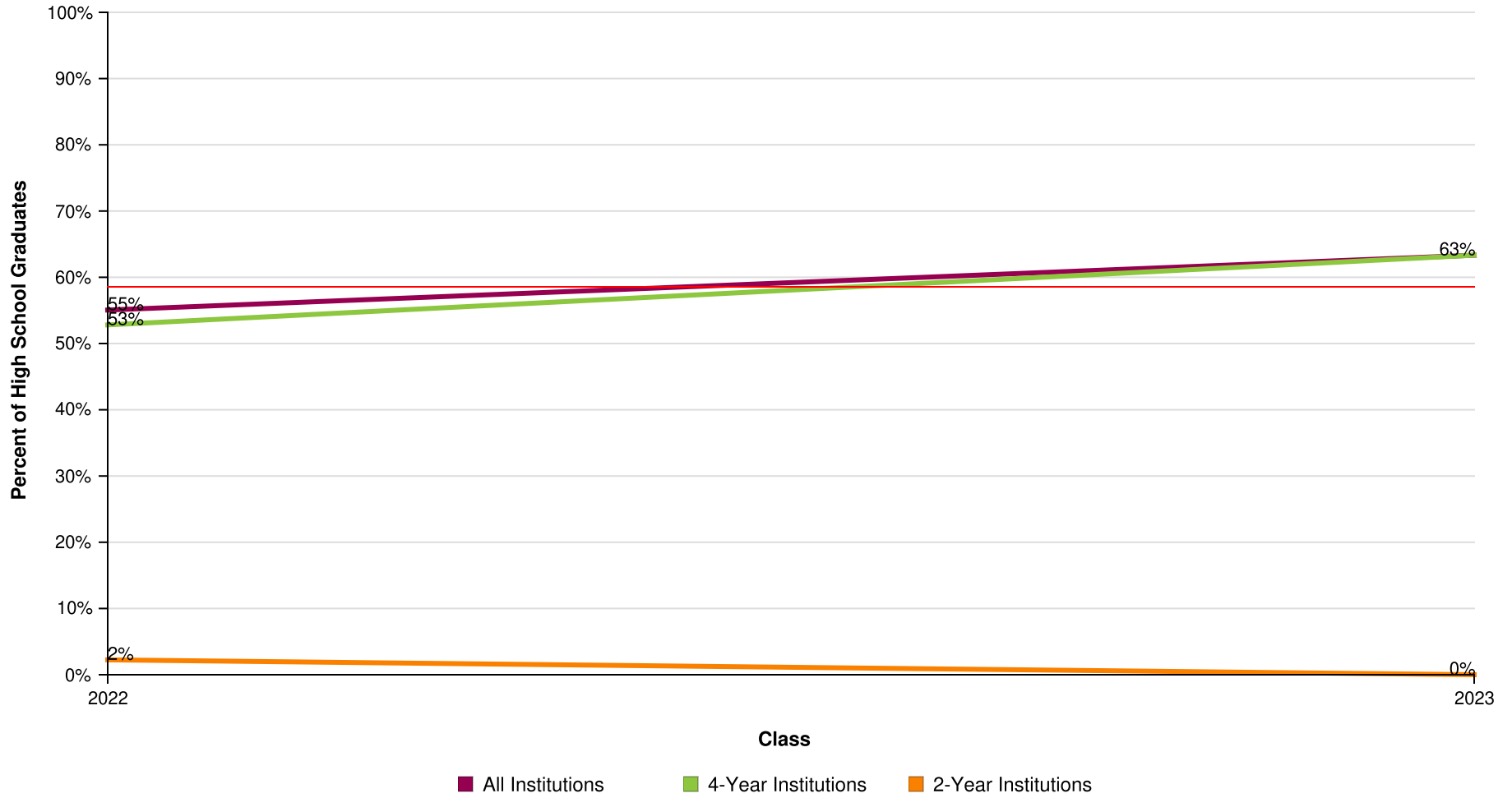
Page 8 of 35

NATIONAL STUDENT CLEARINGHOUSE

©2012 National Student Clearinghouse. All rights reserved.

Percent of Students Enrolled in College at Any Time During the First Year After High School by Institutional Level

Effective Date = August 21, 2024



AVG = 58%

MIAMI-DADE VIRTUAL HIGH SCHOOL FRANCHISE

Report Run Date: 09/16/2024 05:12 PM

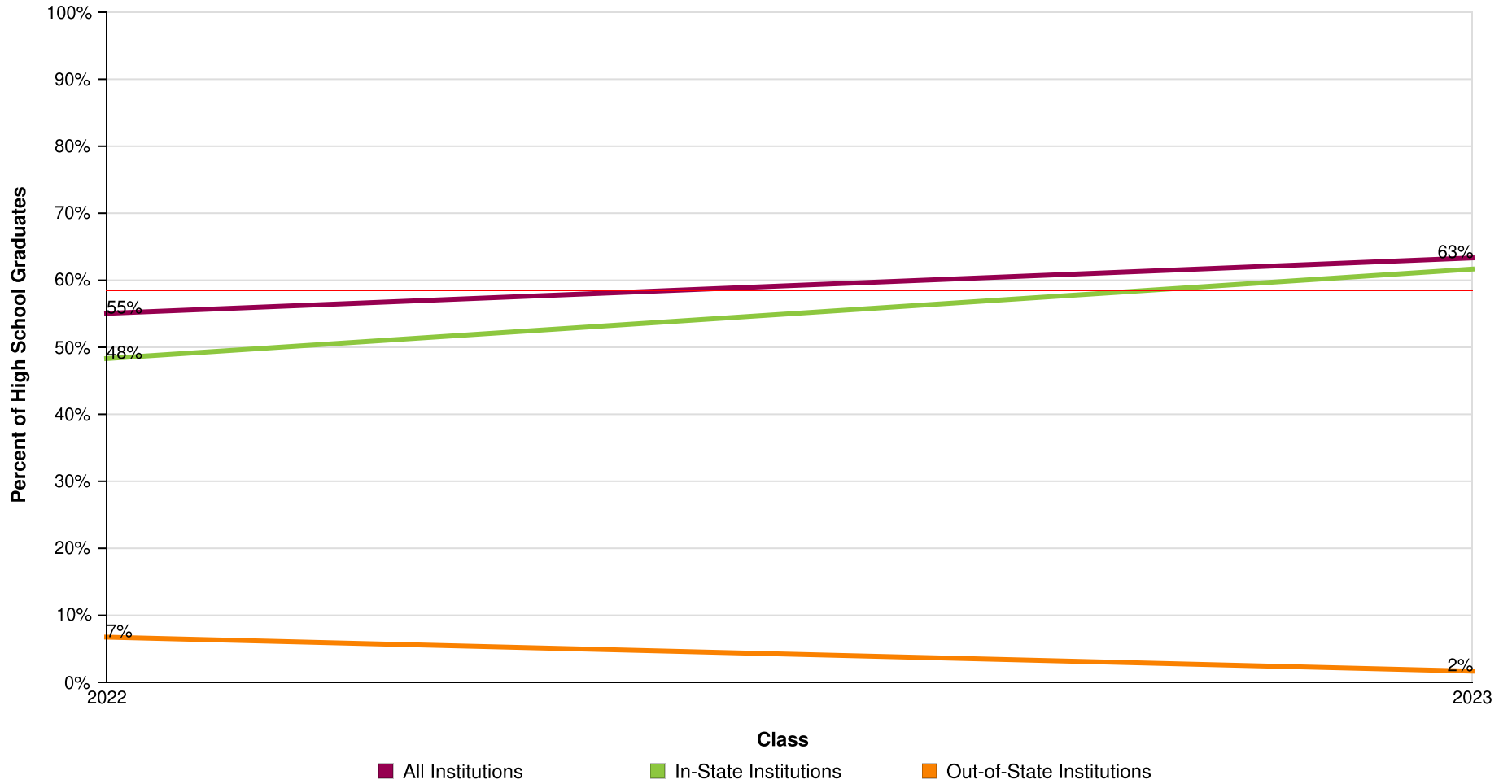
Page 9 of 35

**NATIONAL STUDENT
CLEARINGHOUSE**

©2012 National Student Clearinghouse. All rights reserved.

Percent of Students Enrolled in College at Any Time During the First Year After High School by Institutional Location

Effective Date = August 21, 2024



AVG = 58%

MIAMI-DADE VIRTUAL HIGH SCHOOL FRANCHISE

Report Run Date: 09/16/2024 05:12 PM

Page 10 of 35

NATIONAL STUDENT CLEARINGHOUSE

©2012 National Student Clearinghouse. All rights reserved.

Count of Students Enrolled in College at Any Time During the First Year After High School

Effective Date = August 21, 2024

Class of	2022	2023
Total in the Class	89	60
Total Enrolled	49	38
Total in Public	46	35
Total in Private	3	3
Total in 4-Year	47	38
Total in 2-Year	2	0
Total In-State	43	37
Total Out-Of-State	6	1

MIAMI-DADE VIRTUAL HIGH SCHOOL FRANCHISE

Report Run Date: 09/16/2024 05:12 PM

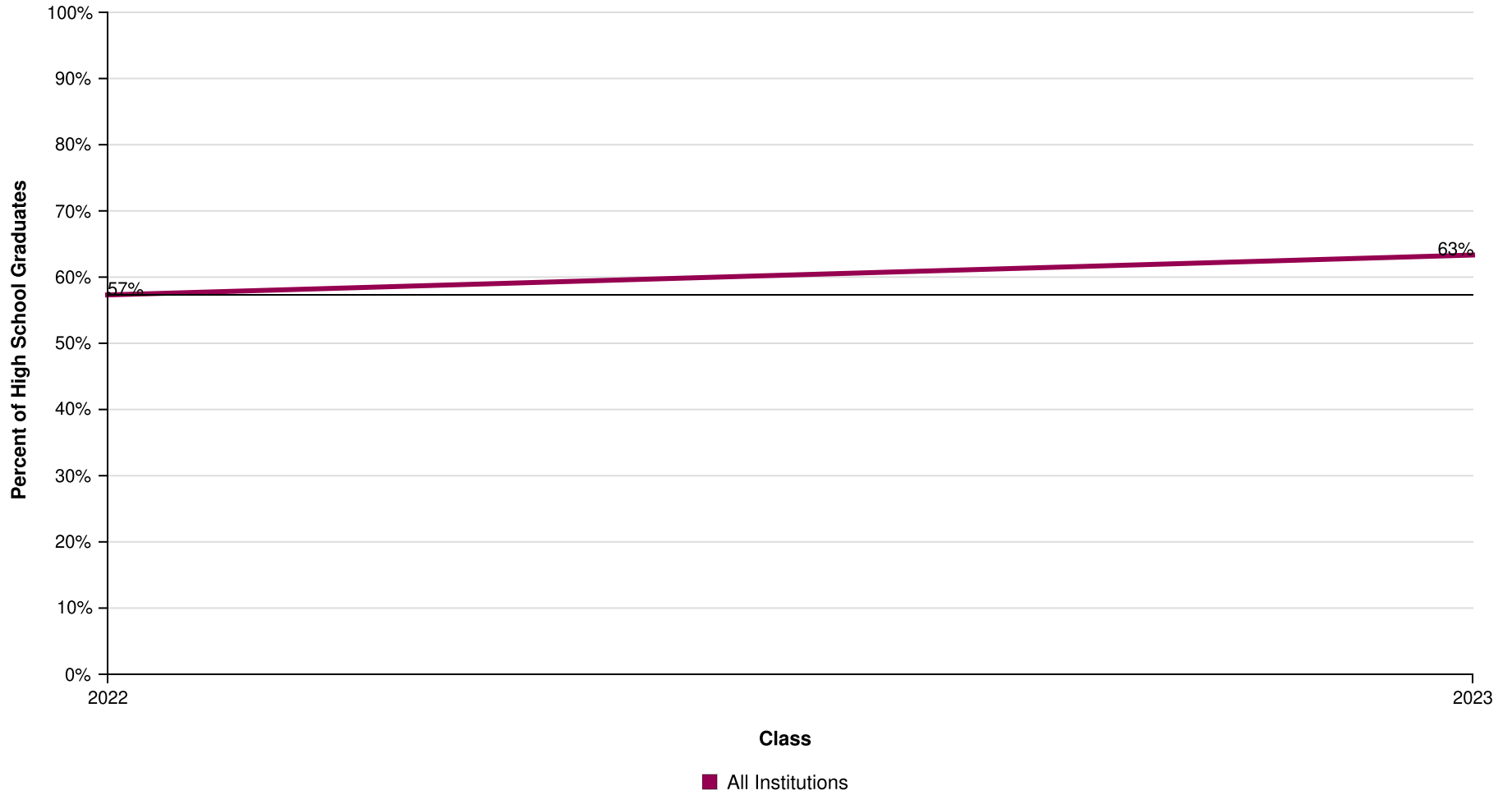
Page 11 of 35

**NATIONAL STUDENT
CLEARINGHOUSE**

©2012 National Student Clearinghouse. All rights reserved.

Percent of Students Enrolled in College at Any Time During the First Two Years After High School

Effective Date = August 21, 2024



AVG = 57%

MIAMI-DADE VIRTUAL HIGH SCHOOL FRANCHISE

Report Run Date: 09/16/2024 05:12 PM

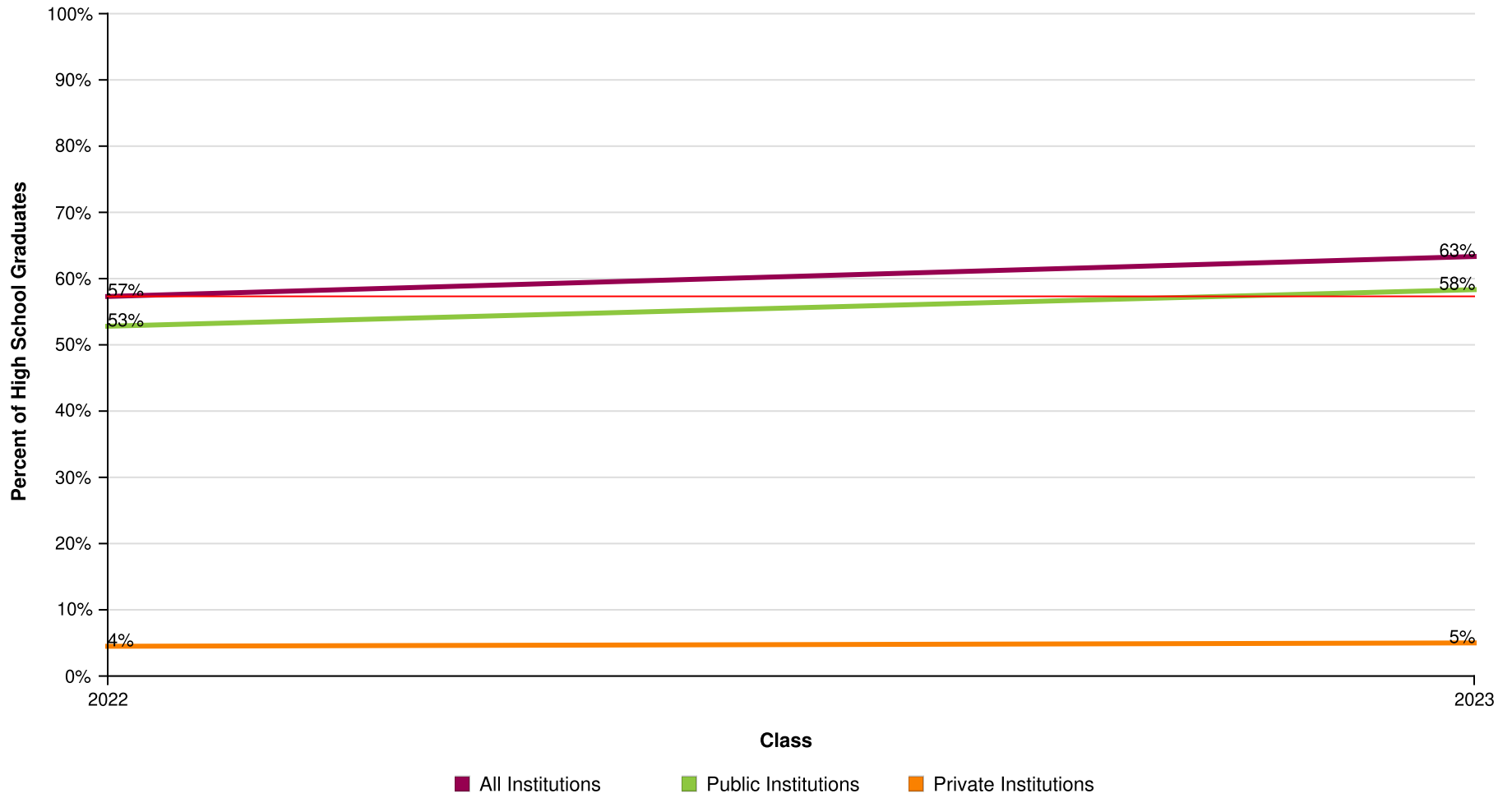
Page 12 of 35

**NATIONAL STUDENT
CLEARINGHOUSE**

©2012 National Student Clearinghouse. All rights reserved.

Percent of Students Enrolled in College at Any Time During the First Two Years After High School by Institutional Type

Effective Date = August 21, 2024



AVG = 57%

MIAMI-DADE VIRTUAL HIGH SCHOOL FRANCHISE

Report Run Date: 09/16/2024 05:12 PM

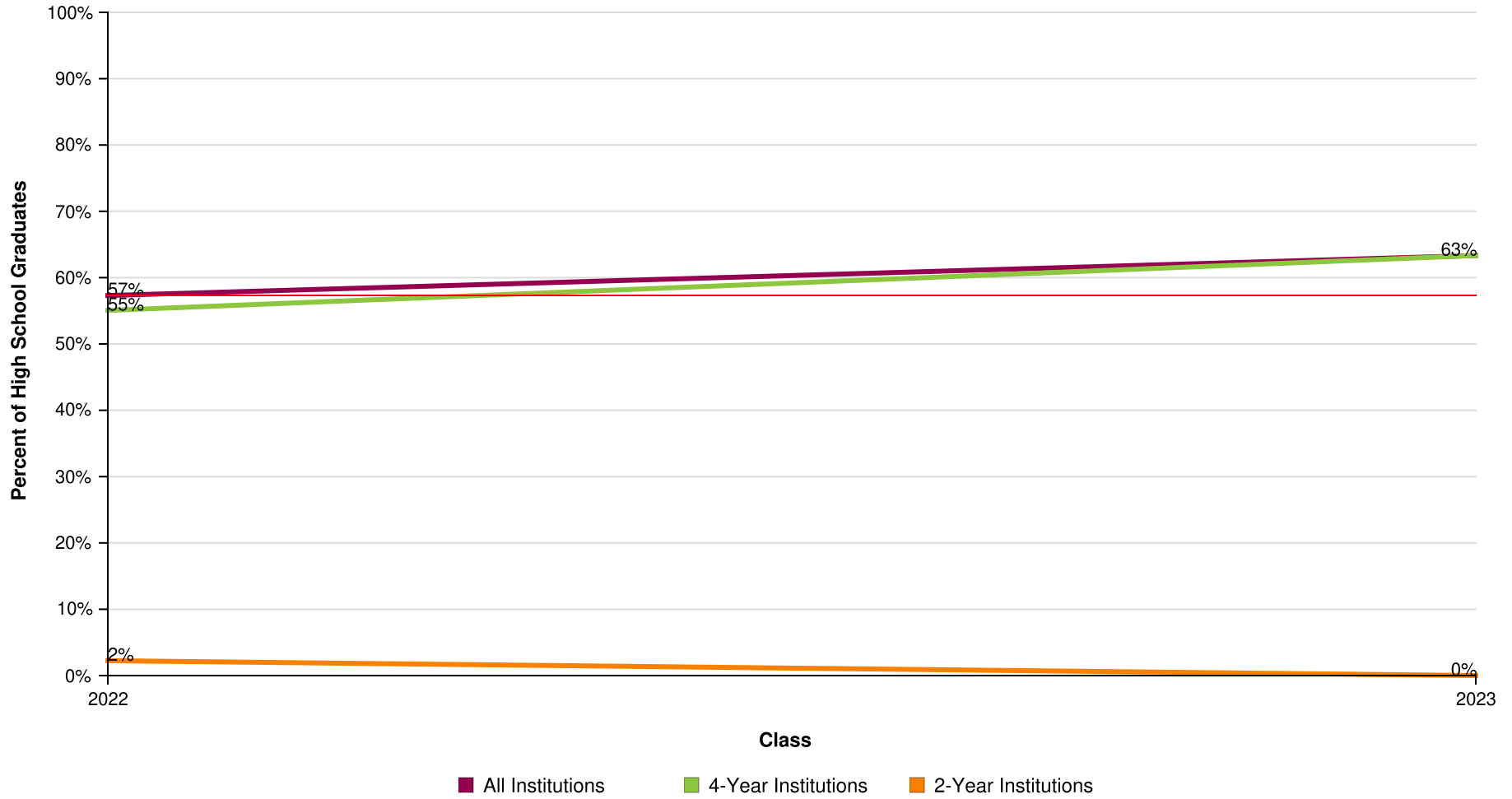
Page 13 of 35

**NATIONAL STUDENT
CLEARINGHOUSE**

©2012 National Student Clearinghouse. All rights reserved.

Percent of Students Enrolled in College at Any Time During the First Two Years After High School by Institutional Level

Effective Date = August 21, 2024



AVG = 57%

MIAMI-DADE VIRTUAL HIGH SCHOOL FRANCHISE

Report Run Date: 09/16/2024 05:12 PM

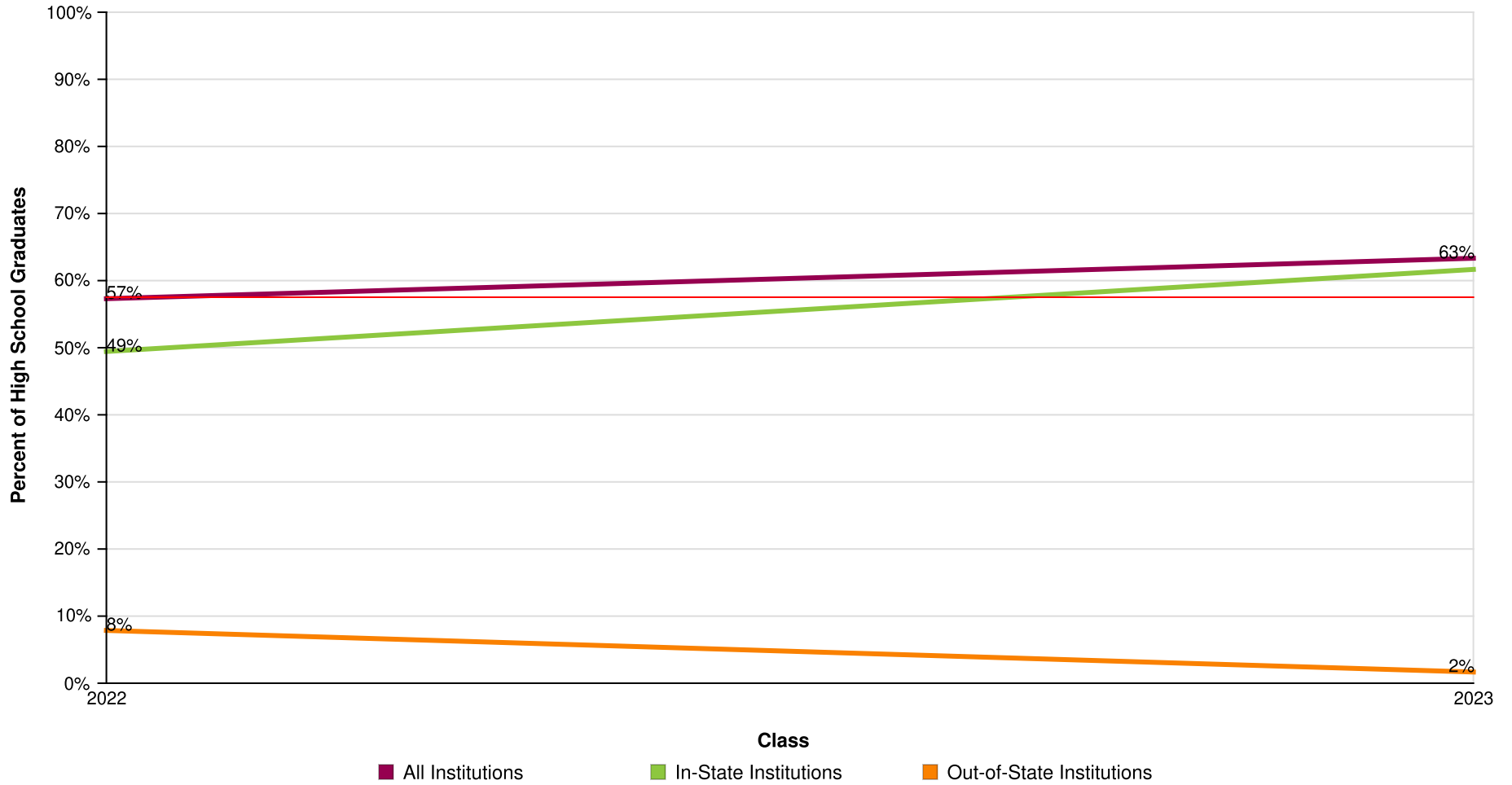
Page 14 of 35

**NATIONAL STUDENT
CLEARINGHOUSE**

©2012 National Student Clearinghouse. All rights reserved.

Percent of Students Enrolled in College at Any Time During the First Two Years After High School by Institutional Location

Effective Date = August 21, 2024



AVG = 57%

MIAMI-DADE VIRTUAL HIGH SCHOOL FRANCHISE

Report Run Date: 09/16/2024 05:12 PM

Page 15 of 35

NATIONAL STUDENT CLEARINGHOUSE

©2012 National Student Clearinghouse. All rights reserved.

Count of Students Enrolled in College at Any Time During the First Two Years After High School

Effective Date = August 21, 2024

Class of	2022	2023
Total in the Class	89	60
Total Enrolled	51	38
Total in Public	47	35
Total in Private	4	3
Total in 4-Year	49	38
Total in 2-Year	2	0
Total In-State	44	37
Total Out-of-State	7	1

Percent of Students Enrolled in College the First Year After High School Who Returned for a Second Year (Freshman to Sophomore Persistence)

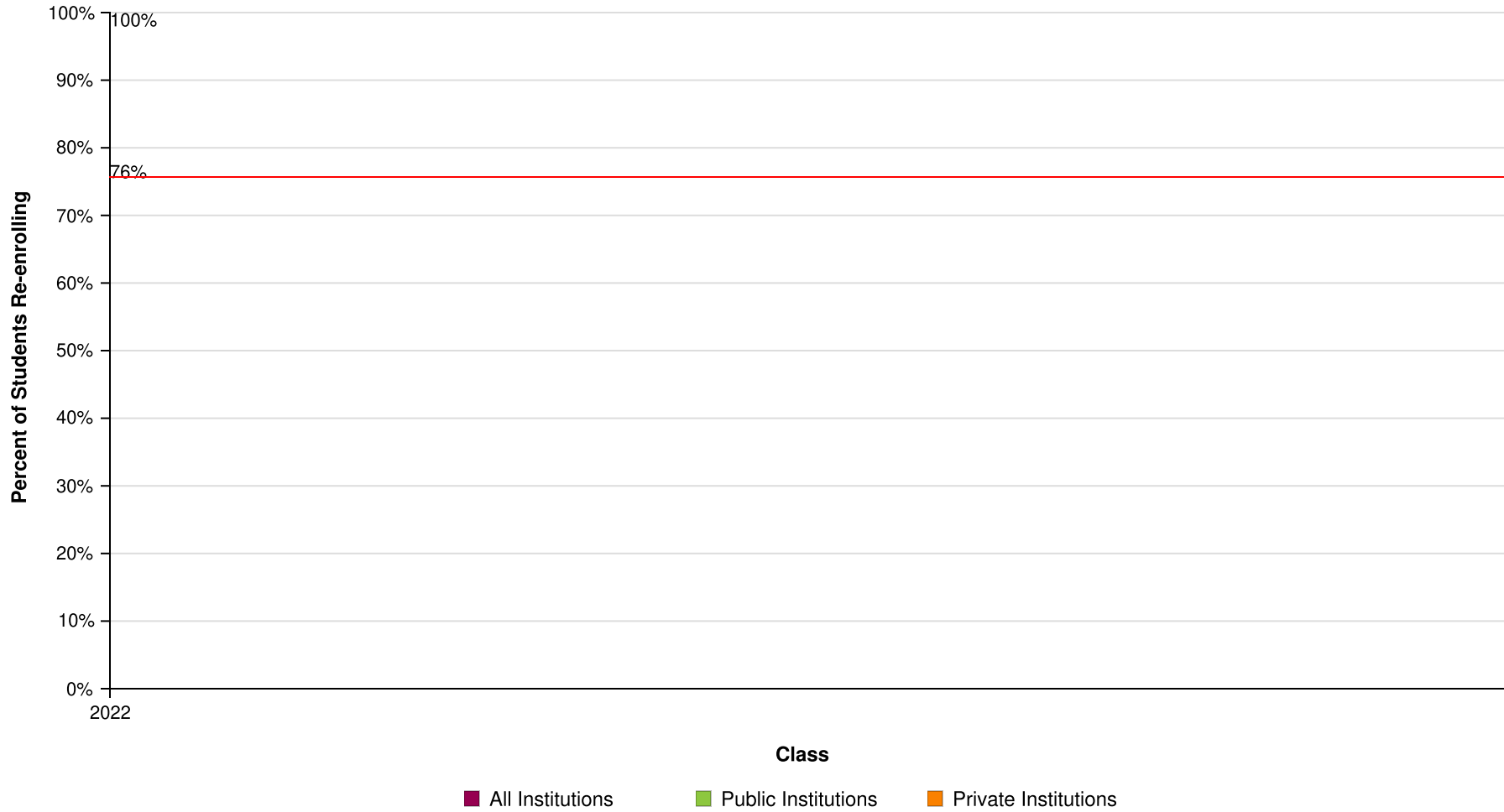
Effective Date = August 21, 2024



AVG = 76%

Percent of Students Enrolled in College the First Year After High School Who Returned for a Second Year (Freshman to Sophomore Persistence) by Institutional Type

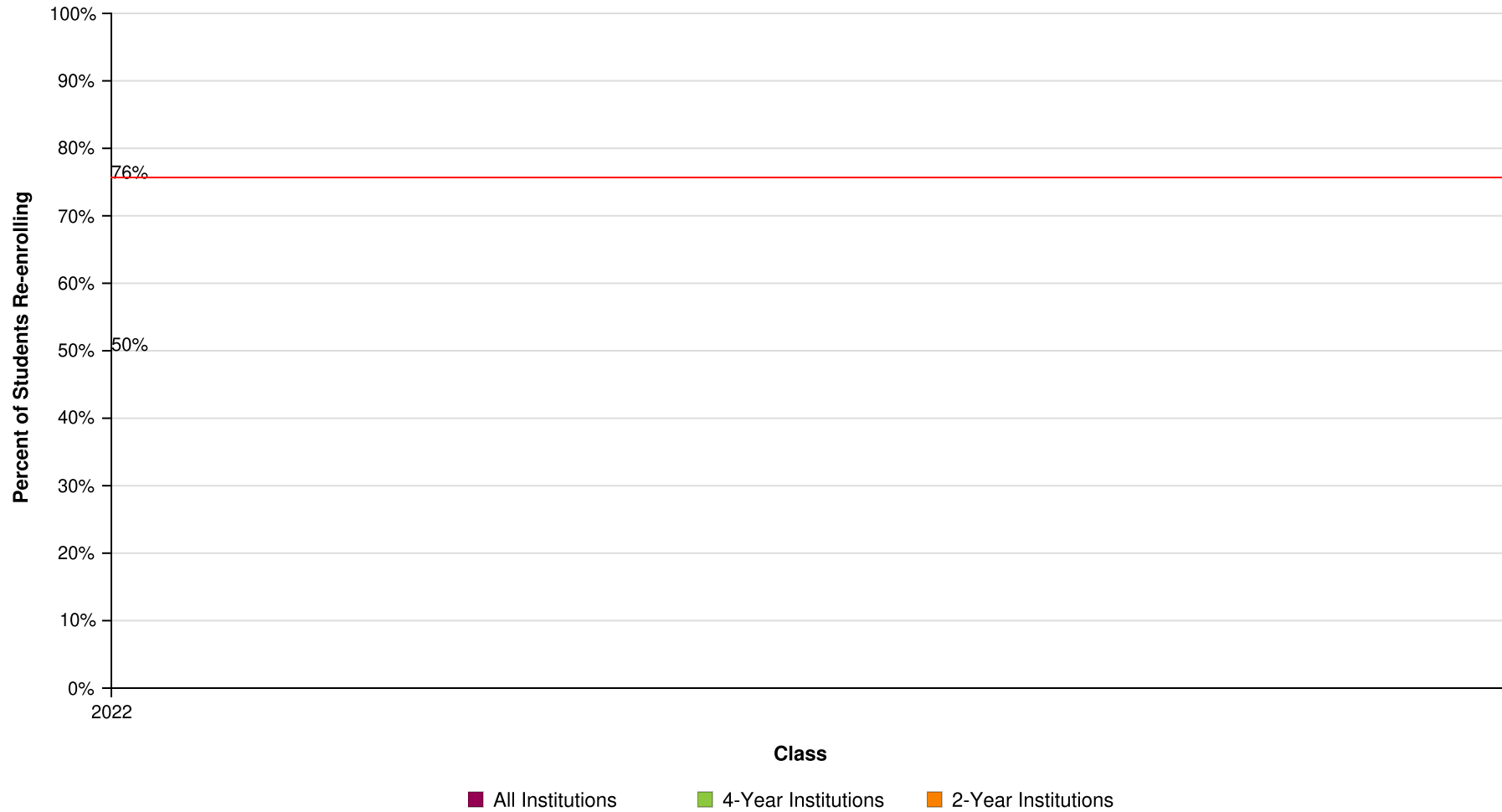
Effective Date = August 21, 2024



AVG = 76%

Percent of Students Enrolled in College the First Year After High School Who Returned for a Second Year (Freshman to Sophomore Persistence) by Institutional Level

Effective Date = August 21, 2024



AVG = 76%

MIAMI-DADE VIRTUAL HIGH SCHOOL FRANCHISE

Report Run Date: 09/16/2024 05:12 PM

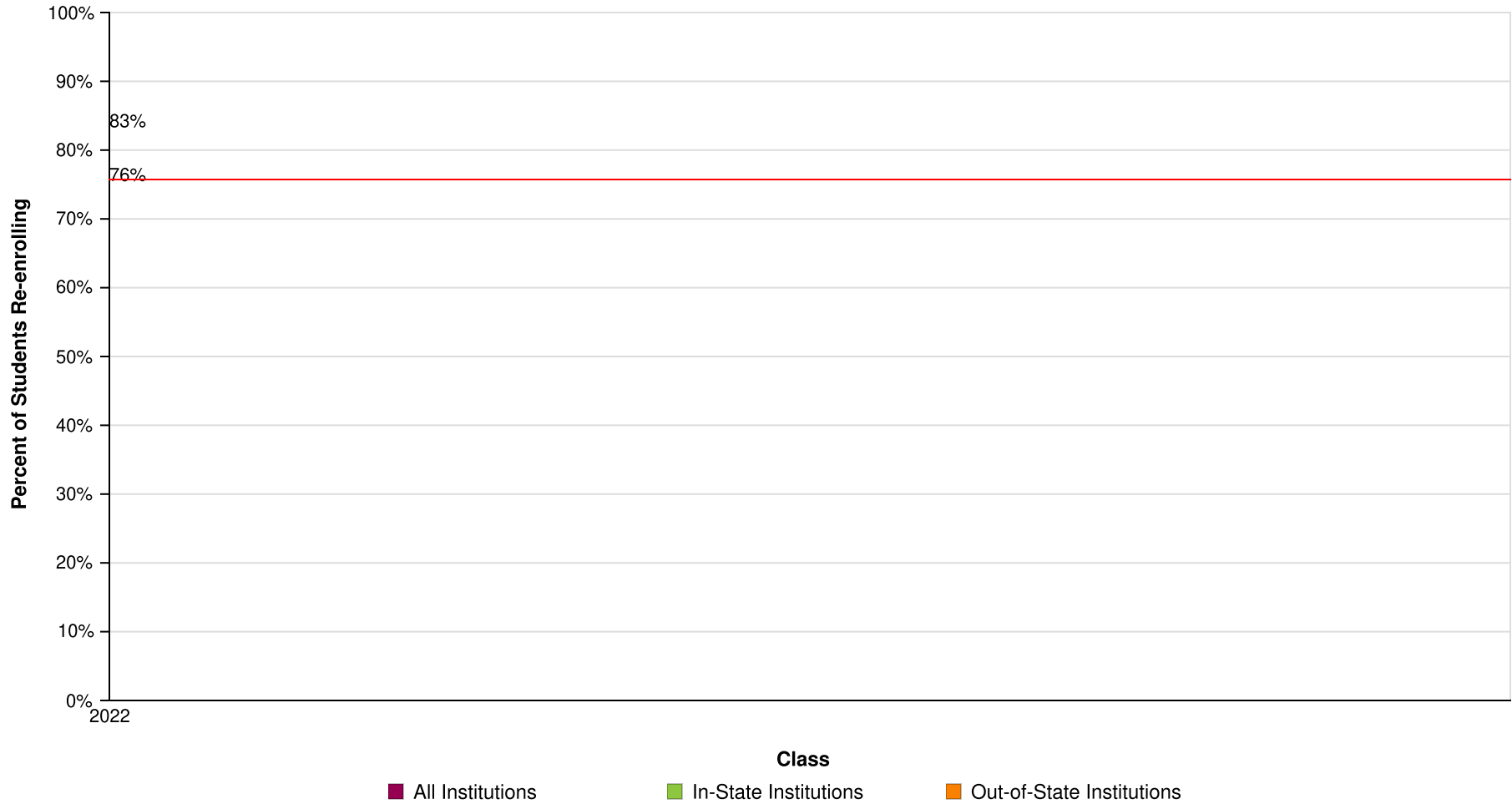
Page 19 of 35

**NATIONAL STUDENT
CLEARINGHOUSE**

©2012 National Student Clearinghouse. All rights reserved.

Percent of Students Enrolled in College the First Year After High School Who Returned for a Second Year (Freshman to Sophomore Persistence) by Institutional Location

Effective Date = August 21, 2024



AVG = 76%

**Count of Students Enrolled in College the First Year After High School Who Returned
for a Second Year (Freshman to Sophomore Persistence)**

Effective Date = August 21, 2024

Class of	2022
Total in the Class	89
Enrolled Anywhere 1st Year	49
Enrolled Anywhere 2nd Year	37
In Public 1st Year	46
Enrolled Anywhere 2nd Year	34
In Private 1st Year	3
Enrolled Anywhere 2nd Year	3
In 4-Year 1st Year	47
Enrolled Anywhere 2nd Year	36
In 2-Year 1st Year	2
Enrolled Anywhere 2nd Year	1
In-State 1st Year	43
Enrolled Anywhere 2nd Year	32
Out-of-State 1st Year	6
Enrolled Anywhere 2nd Year	5

MIAMI-DADE VIRTUAL HIGH SCHOOL FRANCHISE

Report Run Date: 09/16/2024 05:12 PM


Page 21 of 35

**NATIONAL STUDENT
CLEARINGHOUSE**

©2012 National Student Clearinghouse. All rights reserved.

Percent of High School Class Who Completed a Degree Within Six Years

Effective Date = August 21, 2024



Label

MIAMI-DADE VIRTUAL HIGH SCHOOL FRANCHISE

Report Run Date: 09/16/2024 05:12 PM

Page 22 of 35

**NATIONAL STUDENT
CLEARINGHOUSE**

©2012 National Student Clearinghouse. All rights reserved.

Percent of High School Class Who Completed a Degree Within Six Years by Institutional Type

Effective Date = August 21, 2024



Percent of High School Class Who Completed a Degree Within Six Years by Institutional Level

Effective Date = August 21, 2024



Percent of High School Class Who Completed a Degree Within Six Years by Institutional Location

Effective Date = August 21, 2024



MIAMI-DADE VIRTUAL HIGH SCHOOL FRANCHISE

Report Run Date: 09/16/2024 05:12 PM

Page 25 of 35

**NATIONAL STUDENT
CLEARINGHOUSE**

©2012 National Student Clearinghouse. All rights reserved.

Count of High School Graduates with a College Degree

Effective Date = August 21, 2024

Class of	
Total in the Class	
Total With a Degree	
Total from Public	
Total from Private	
Total from 4-Year	
Total from 2-Year	
Total In-State	
Total Out-Of-State	

MIAMI-DADE VIRTUAL HIGH SCHOOL FRANCHISE

Report Run Date: 09/16/2024 05:12 PM

Page 26 of 35

**NATIONAL STUDENT
CLEARINGHOUSE**

©2012 National Student Clearinghouse. All rights reserved.

Time to College Graduation Within Six Years (Associate's, Bachelor's and Higher)



MIAMI-DADE VIRTUAL HIGH SCHOOL FRANCHISE

Report Run Date: 09/16/2024 05:12 PM

Page 27 of 35

**NATIONAL STUDENT
CLEARINGHOUSE**

©2012 National Student Clearinghouse. All rights reserved.

Count of Time to College Graduation within Six Years

Class of	
Total In the Class	
Graduated in 2 Years or Less	
Graduated in 3 Years	
Graduated in 4 Years	
Graduated in 5 Years	
Graduated in 6 Years	

MIAMI-DADE VIRTUAL HIGH SCHOOL FRANCHISE

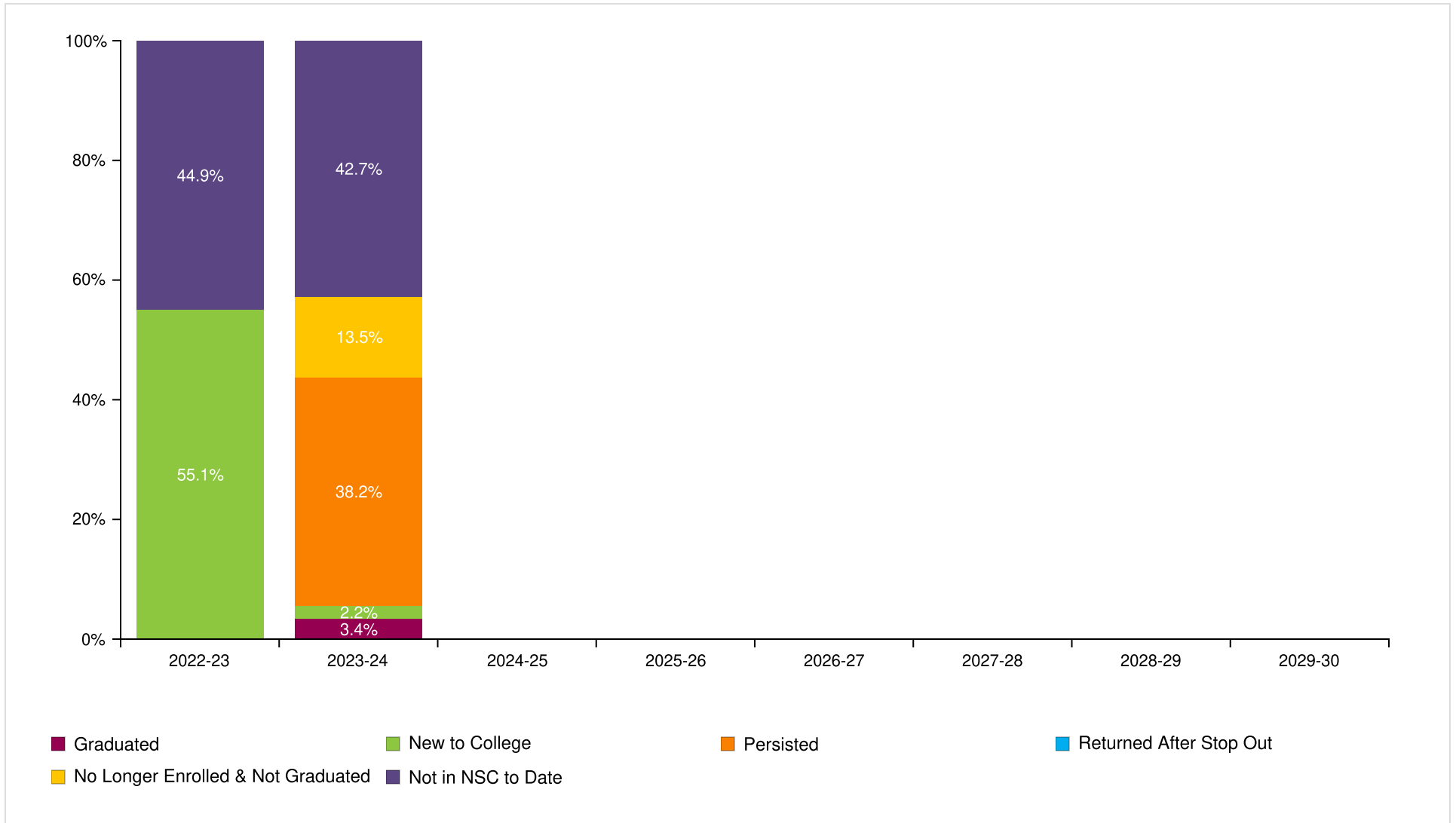
Report Run Date: 09/16/2024 05:12 PM

Page 28 of 35

**NATIONAL STUDENT
CLEARINGHOUSE**

©2012 National Student Clearinghouse. All rights reserved.

Class of 2022 Postsecondary Enrollment and Progress



MIAMI-DADE VIRTUAL HIGH SCHOOL FRANCHISE

Report Run Date: 09/16/2024 05:12 PM

Page 29 of 35

**NATIONAL STUDENT
CLEARINGHOUSE**

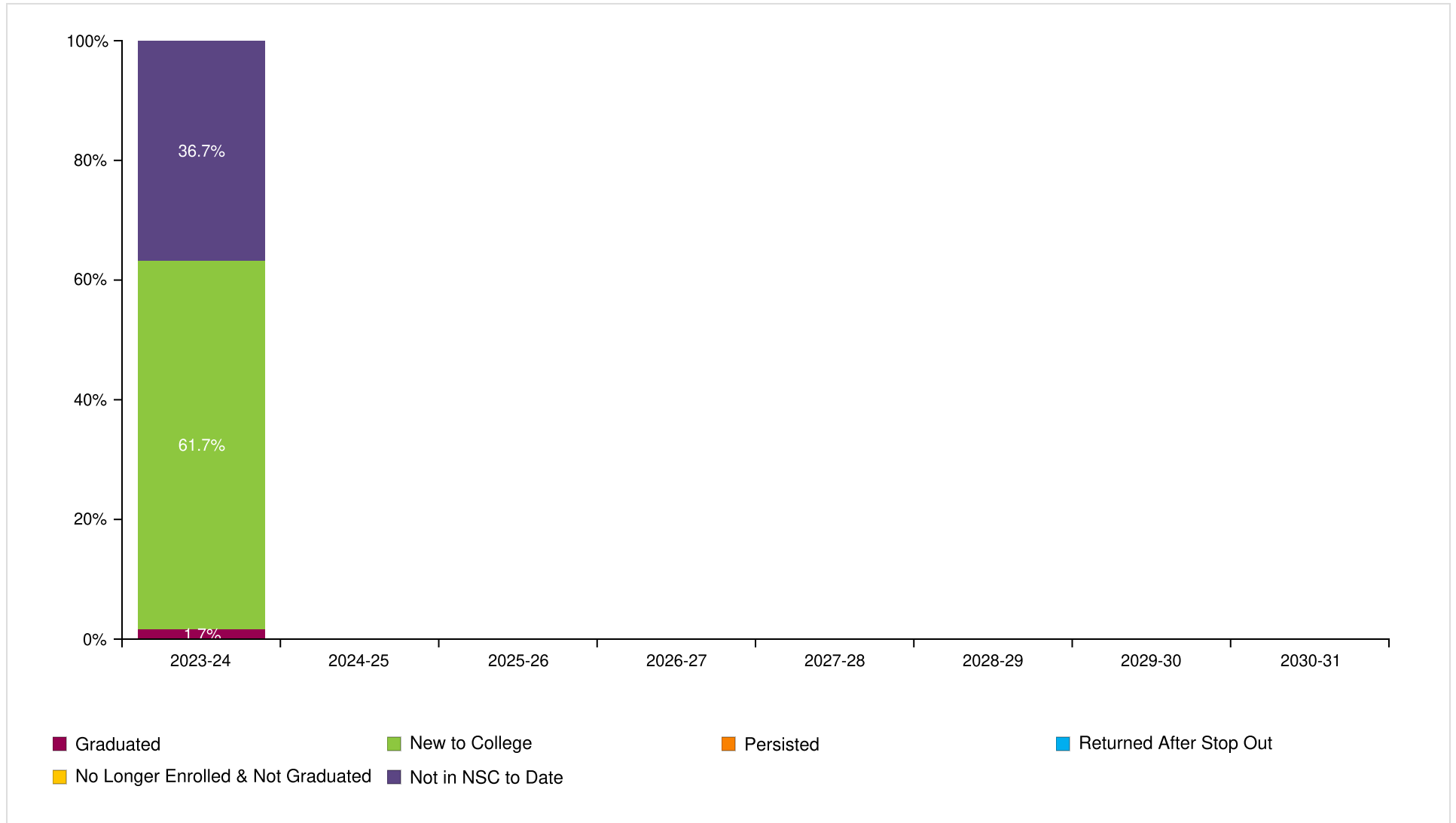
©2012 National Student Clearinghouse. All rights reserved.

Count of Class 2022 Postsecondary Enrollment and Progress

Total in the Class: 89

Academic Years	2022-23	2023-24	2024-25	2025-26	2026-27	2027-28	2028-29	2029-30
New to College	49	2	0	0	0	0	0	0
Persisted	0	34	0	0	0	0	0	0
Returned After Stop Out	0	0	0	0	0	0	0	0
No Longer Enrolled & Not Graduated	0	12	0	0	0	0	0	0
Graduated	0	3	0	0	0	0	0	0
Not in NSC to Date	40	38	0	0	0	0	0	0

Class of 2023 Postsecondary Enrollment and Progress



MIAMI-DADE VIRTUAL HIGH SCHOOL FRANCHISE

Report Run Date: 09/16/2024 05:12 PM

Page 31 of 35

**NATIONAL STUDENT
CLEARINGHOUSE**

©2012 National Student Clearinghouse. All rights reserved.

Count of Class 2023 Postsecondary Enrollment and Progress

Total in the Class: 60

Academic Years	2023-24	2024-25	2025-26	2026-27	2027-28	2028-29	2029-30	2030-31
New to College	37	0	0	0	0	0	0	0
Persisted	0	0	0	0	0	0	0	0
Returned After Stop Out	0	0	0	0	0	0	0	0
No Longer Enrolled & Not Graduated	0	0	0	0	0	0	0	0
Graduated	1	0	0	0	0	0	0	0
Not in NSC to Date	22	0	0	0	0	0	0	0

**Most Common Institutions of Enrollment in the Fall Immediately following High School Graduation
for All Classes by Number of Students**

Name	Rank	State	Level	Type	Total
MIAMI DADE COLLEGE	1	FL	4-year	Public	45
FLORIDA INTERNATIONAL UNIVERSITY	2	FL	4-year	Public	8
ARIZONA STATE UNIVERSITY	3	AZ	4-year	Public	2
NOVA SOUTHEASTERN UNIVERSITY	4	FL	4-year	Private	2
BROWARD COLLEGE	5	FL	4-year	Public	1
FLORIDA SOUTHWESTERN STATE COLLEGE	6	FL	4-year	Public	1
GEORGIA GWINNETT COLLEGE	7	GA	4-year	Public	1
GEORGIA STATE UNIVERSITY- PERIMETER COLLEGE	8	GA	2-year	Public	1
GOGEBIC COMMUNITY COLLEGE	9	MI	2-year	Public	1
PALM BEACH ATLANTIC UNIVERSITY	10	FL	4-year	Private	1
TALLAHASSEE STATE COLLEGE	11	FL	2-year	Public	1
UNIVERSITY OF CENTRAL FLORIDA	12	FL	4-year	Public	1
UNIVERSITY OF FLORIDA	13	FL	4-year	Public	1
VALENCIA COLLEGE	14	FL	4-year	Public	1
WEST COAST UNIVERSITY- MIAMI	15	FL	4-year	Private	1
WINGATE UNIVERSITY	16	NC	4-year	Private	1

MIAMI-DADE VIRTUAL HIGH SCHOOL FRANCHISE

Report Run Date: 09/16/2024 05:12 PM

Page 33 of 35

**NATIONAL STUDENT
CLEARINGHOUSE**

©2012 National Student Clearinghouse. All rights reserved.

Appendix

Graphs (in order of appearance)	Description
Percent of Students Enrolled in College the Fall Immediately Following Graduation From High School (pp. 2-5)	Percentage of high school students who enrolled in a two- or four- year postsecondary institution in the fall semester immediately following graduation. The fall semester immediately following graduation is defined as any college enrollment between August 15 and October 31. The student must have an active enrollment between these dates. Shown only for classes which have completed a fall semester.
Percent of Students Enrolled in College at Any Time During the First Year After High School (pp. 7-10)	Percentage of high school students who enrolled in a two- or four-year postsecondary institution in the academic year immediately following graduation. The first year after high school includes any college enrollment any college enrollment where a student between August 15 of the graduation calendar year and August 14 of the following year had active enrollment between August 15 of the graduation calendar year and August 14 of the following calendar year.*
Percent of Students Enrolled in College at Any Time During the First Two Years After High School (pp. 12-15)	Percentage of high school students who enrolled in a two- or four-year postsecondary institution in the academic year immediately following graduation. The two years after high school includes any college enrollment where student had active enrollment between August 15 of the graduation calendar year and August 14 of the following two calendar years.*
Percent of Students Enrolled in College the First year After High School Who Returned for a Second Year (pp. 17-20)	Percentage of students who remained enrolled (persisted) in postsecondary education from the first year to the second year. Note: The graphs show the percentage of students who remained enrolled at any postsecondary institution, not retention at the same institution. Shown only for classes which have completed the first two years after high school.
Percent of High School Class with a College Degree Within Six Years (pp. 22-25)	The six-year degree completion rate at two- and four- year institutions. Shown only for classes where six academic years have passed since high school graduation. When student has a degree with an award date that is more than 6 years after high school year, it will not be counted in this report; it will be reported in the student-level Detail Report. Only associate's, bachelor's, and advanced degrees are counted in these rates. Certificates are not included in these counts but will be reported in the student-level Detail Report.
Time to College Graduation Within Six Years (p. 27)	This graph shows the time to first degree broken down by the number of academic years since the students graduated from high school.
Class of XXXX Postsecondary Enrollment and Progress (each class year is on its own page)	<p>Progress of a single class of students (cohort) through postsecondary education up to eight years after high school graduation. Each segment of the bar chart corresponds to one of the following definitions:</p> <p>GRADUATED: Student has completed an associate's, bachelor's or higher degree (certificates are not included). Once a student is counted as a graduate, s/he is not counted again elsewhere in the report. A Graduated Record is reported before all other possible categories (e.g. New to College, Persisted, etc.)</p> <p>NEW TO COLLEGE: First year that a student was found in the Clearinghouse database.</p> <p>PERSISTED: Student was enrolled during the previous year and continues to be enrolled in the current year. The graphs show the student's continued enrollment at any postsecondary institution, not retention at the same institution.</p> <p>RETURNED AFTER STOP OUT: Student was enrolled, did not appear in postsecondary education the following year, and reappeared in a year thereafter.</p> <p>NO LONGER ENROLLED & NOT GRADUATED: Student was enrolled in postsecondary education, is not currently enrolled and there is no record of completion.</p> <p>NOT IN NSC TO DATE: Student was not found in the Clearinghouse database.**</p>

<p>Most Common Institutions of Enrollment in the Fall Immediately Following Graduation from High School for All Classes by Number of Students</p>	<p>A comprehensive list of top 25 most frequently attended the postsecondary institutions your students attended in the first fall following high school graduation.</p>
<p>Term</p> <p>Effective Date</p> <p>High School Class (labeled by graduation year)</p> <p>Academic Year</p> <p>Institutional Level</p> <p>Institutional Type</p> <p>Institutional Location</p> <p>Demographic Packet</p> <p>Academic Packet</p>	<p>Definition</p> <p>Set by Clearinghouse's Research Center three times per year - Fall, Spring and Summer. The date will be noted in the Report File Name and within the StudentTracker application. The date is established to ensure that your StudentTracker reports provide the most comprehensive enrollment and degree data provided by the colleges and universities for a given period, and that all secondary education institutions are matched against the same set of post-secondary data. Reports generated in between effective dates will be processed against the most recent effective date, no new data will be reported.</p> <p>Includes all students who graduated high school between September 1 of the previous year and August 31 of the graduation calendar year.</p> <p>Defined as any collegiate enrollment that occurs between August 15 of one year and August 14 of the following calendar year.</p> <p>Indicates the level of degree predominantly offered by the institution (i.e. two-year or four-year).</p> <p>Indicates whether the institution is controlled publically or by a private entity.</p> <p>Indicates if an institution is in-state or out-of-state based on the comparison between the states where the institution and the high school are located.</p> <p>A packet of reports for many of the same outcomes described above but stratified by the Demographic data elements you provided in your Diploma or Request file, if any. The Demographic data elements are: Gender, Ethnicity, Economic Disadvantage indicator, Disability indicator, English Language Learner.</p> <p>A packet of reports for many of the same outcomes described above but stratified by the Academic data elements you provided in your Diploma or Request file, if any. The Academic data elements are: Math Assessment 8th grade and high school, English Assessment 8th grade and high school, Dual Enrollment indicator and Number of Semester of Match completed.</p>

*Revised in Spring 2016 to display the recent high school class even though the full time period has not elapsed

**Institutions that participate in the Clearinghouse represent more that 98% of the nation's two- and four-year postsecondary enrollment. Students who are enrolled in postsecondary institutions that do not participate in the Clearinghouse are not in the Clearinhouse database.