

NATIONAL STUDENT CLEARINGHOUSE[®]

StudentTracker[®] for High Schools Aggregate Report

Prepared for
Hialeah-Miami Lakes Senior High
ACT Code: 100664

Hialeah-Miami Lakes Senior High

Report Run Date: 09/09/2021 01:03 PM

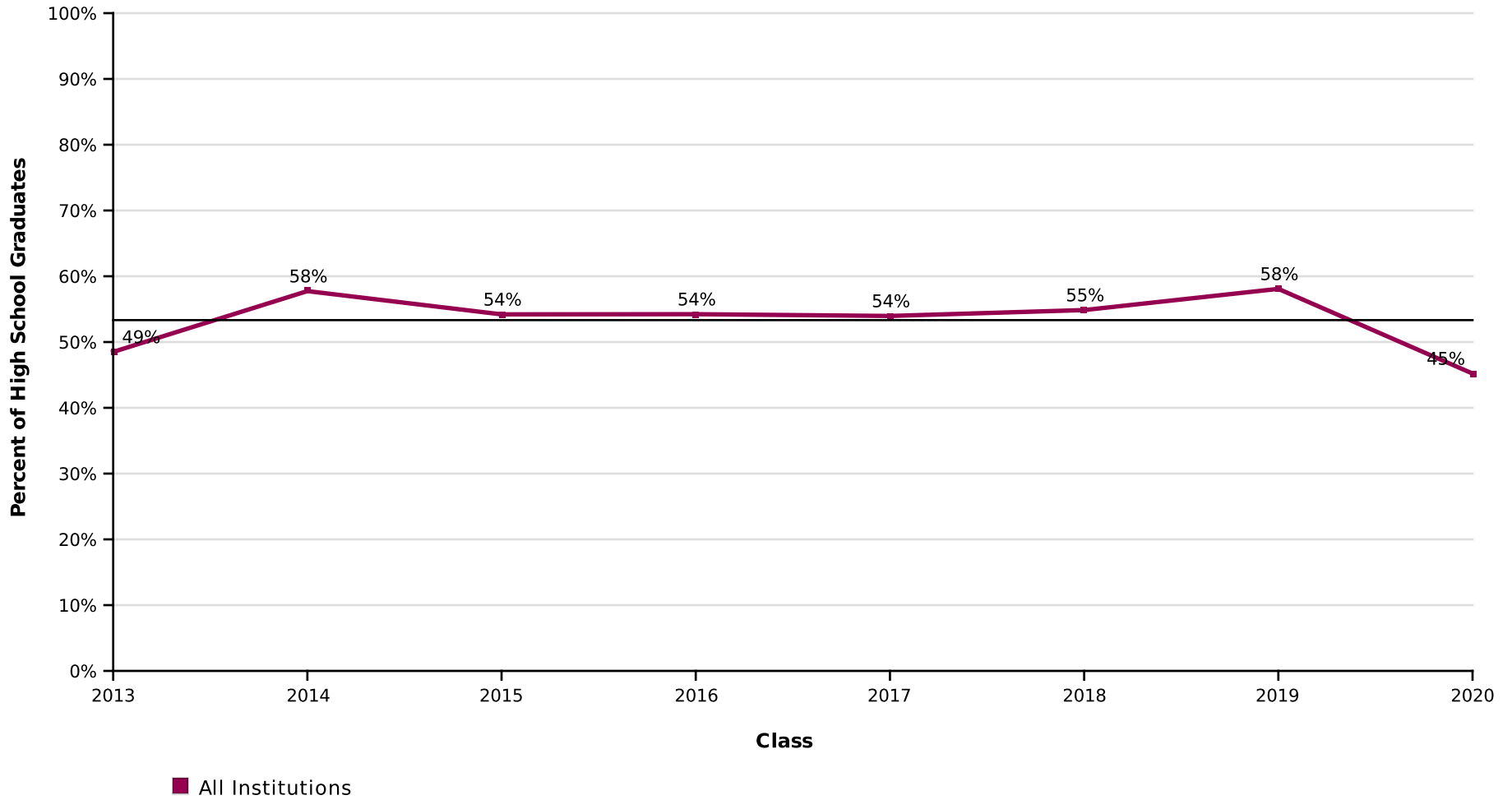
Page 1 of 47

NATIONAL STUDENT
CLEARINGHOUSE[®]

©2012 National Student Clearinghouse. All rights reserved.

Percent of Students Enrolled in College the Fall Immediately After High School

Effective Date = August 21, 2021



AVG = 53%

Hialeah-Miami Lakes Senior High

Report Run Date: 09/09/2021 01:03 PM

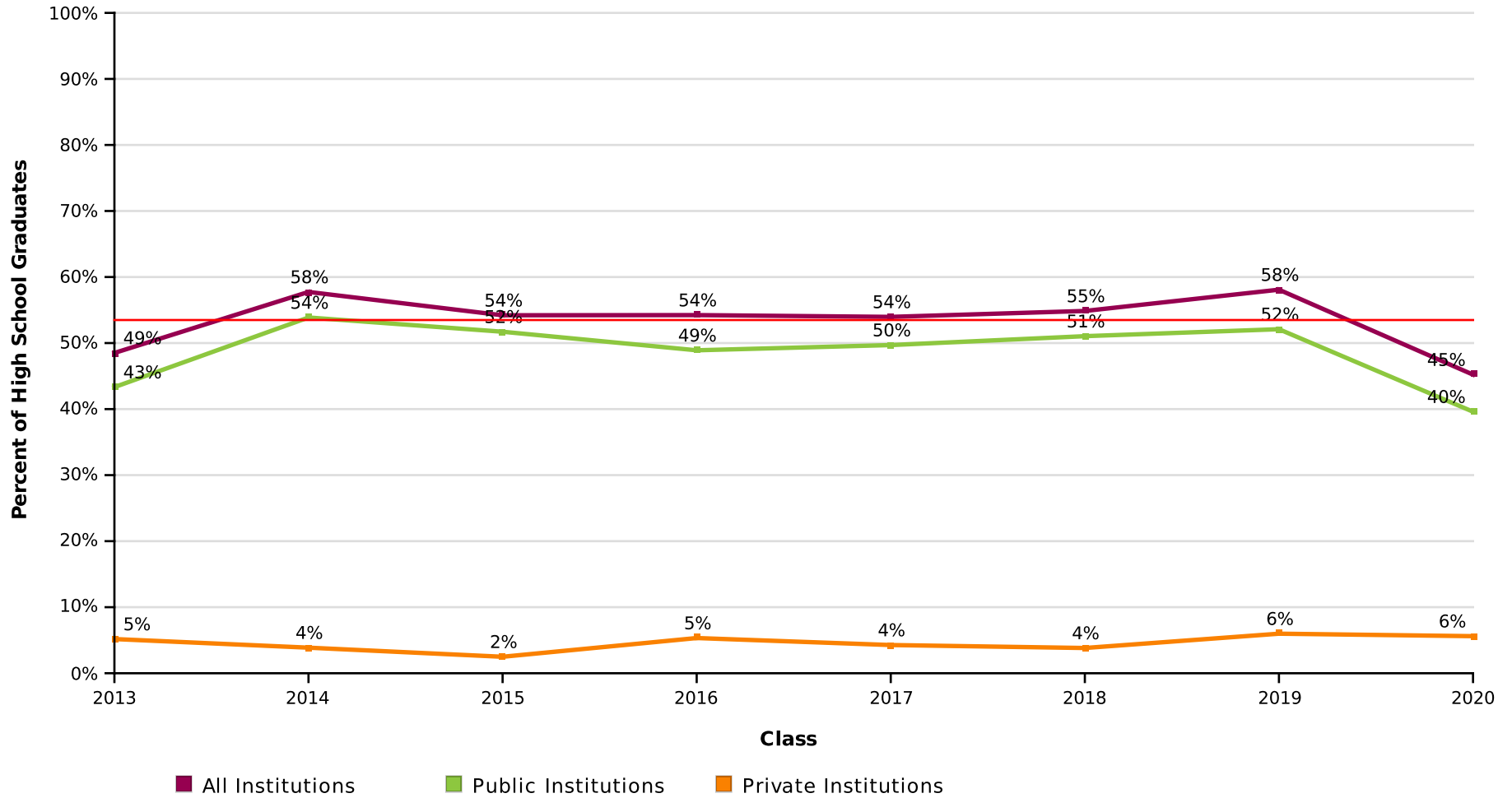
Page 2 of 47

NATIONAL STUDENT
CLEARINGHOUSE

©2012 National Student Clearinghouse. All rights reserved.

Percent of Students Enrolled in College the Fall Immediately After High School by Institutional Type

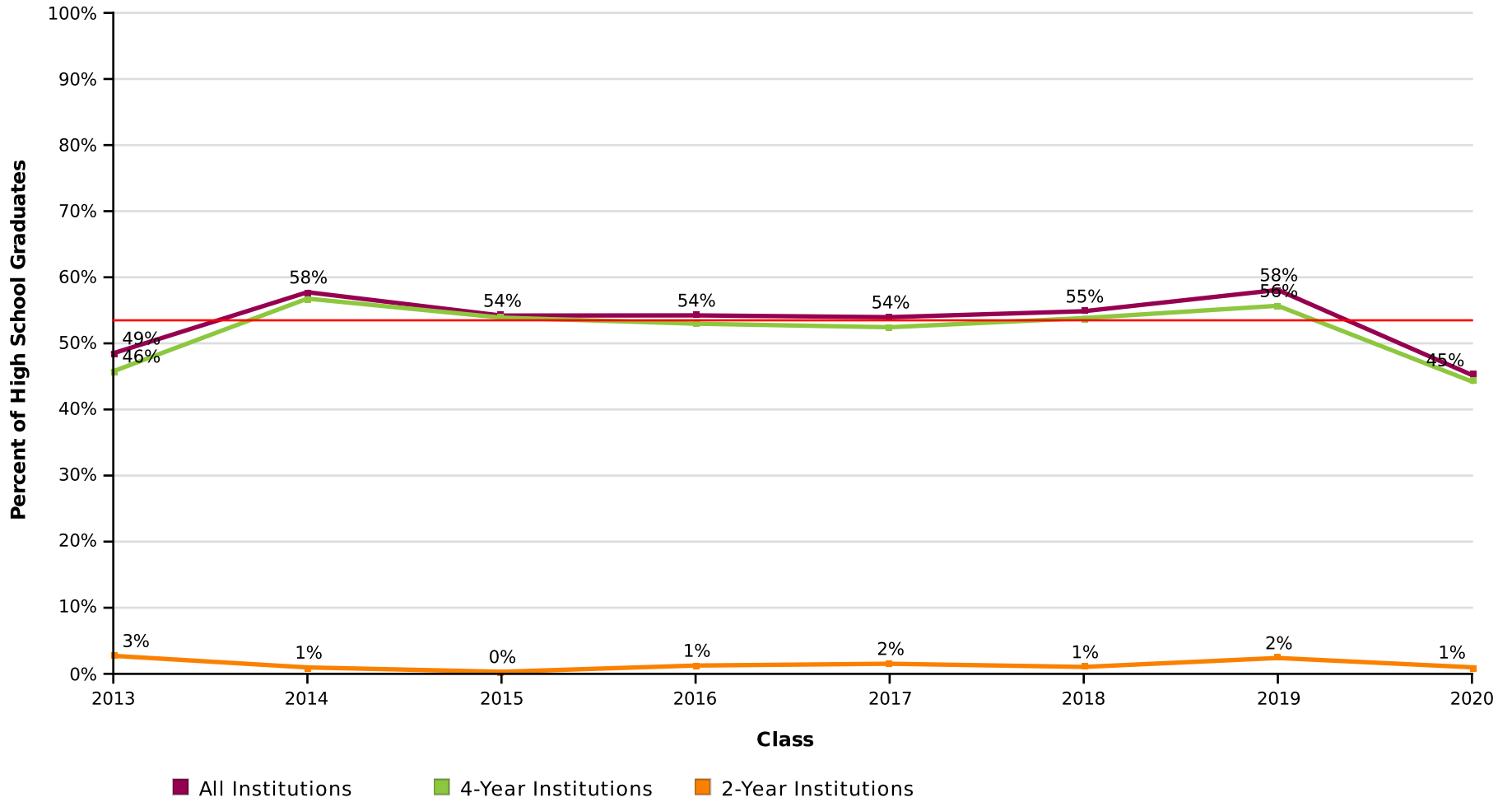
Effective Date = August 21, 2021



AVG = 53%

Percent of Students Enrolled in College the Fall Immediately After High School by Institutional Level

Effective Date = August 21, 2021



AVG = 53%

Hialeah-Miami Lakes Senior High

Report Run Date: 09/09/2021 01:03 PM

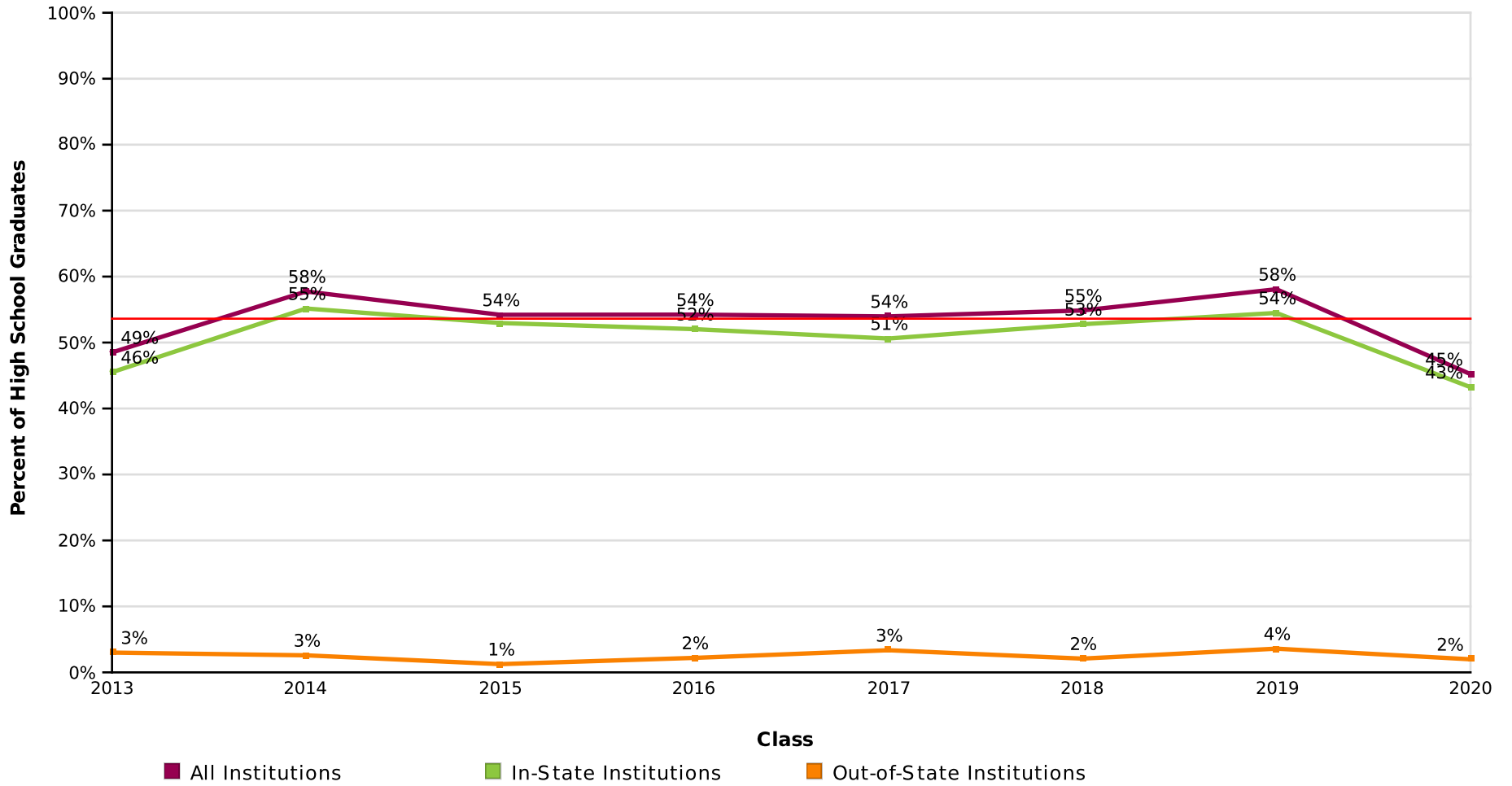
Page 4 of 47

**NATIONAL STUDENT
CLEARINGHOUSE**

©2012 National Student Clearinghouse. All rights reserved.

Percent of Students Enrolled in College the Fall Immediately After High School by Institutional Location

Effective Date = August 21, 2021



AVG = 53%

Hialeah-Miami Lakes Senior High

Report Run Date: 09/09/2021 01:03 PM

Page 5 of 47

**NATIONAL STUDENT
CLEARINGHOUSE**

©2012 National Student Clearinghouse. All rights reserved.

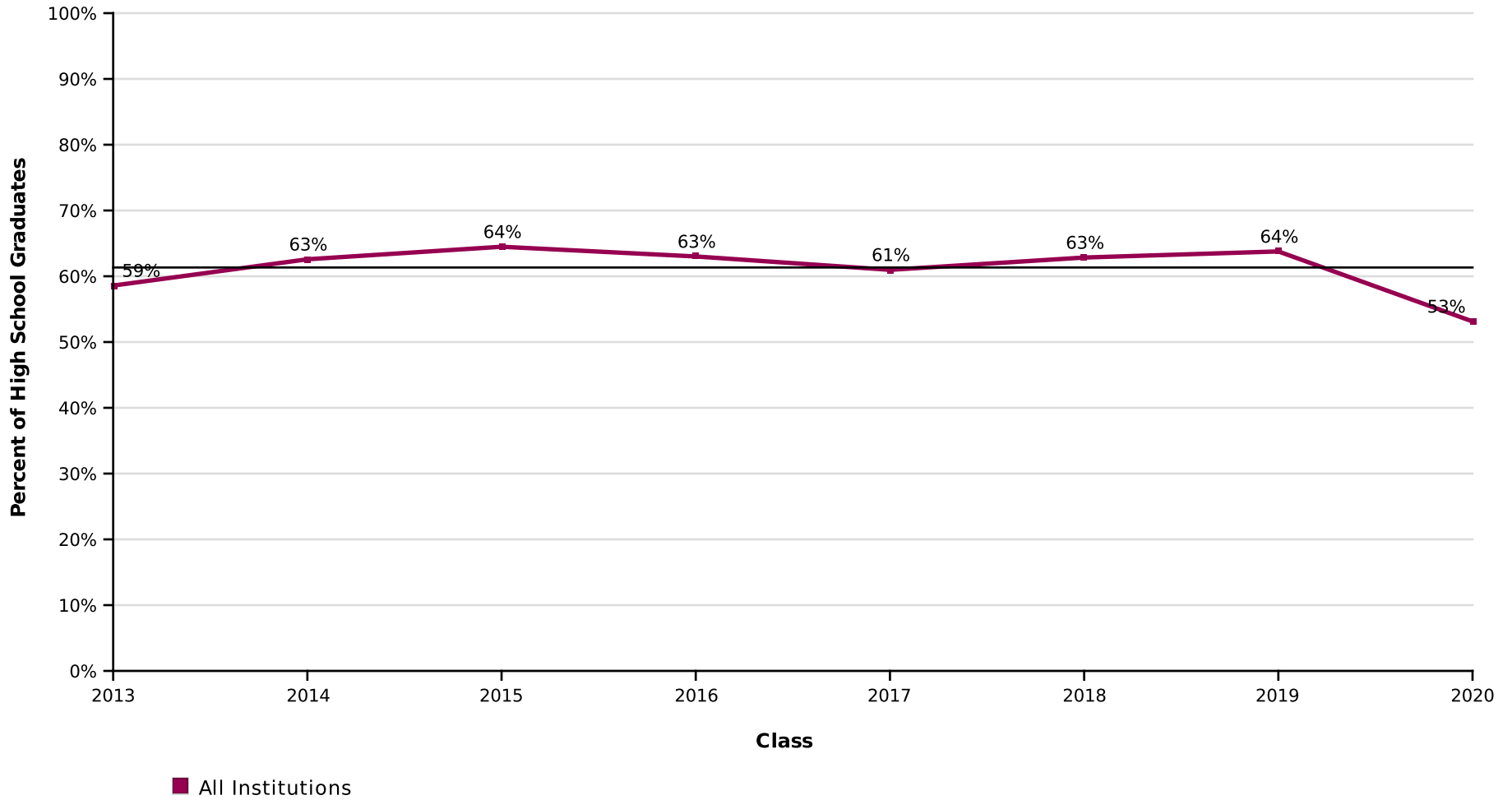
Count of Students Enrolled in College the Fall Immediately After High School

Effective Date = August 21, 2021

Class of	2013	2014	2015	2016	2017	2018	2019	2020
Total in the Class	367	310	321	319	328	288	334	303
Total Enrolled	178	179	174	173	177	158	194	137
Total in Public	159	167	166	156	163	147	174	120
Total in Private	19	12	8	17	14	11	20	17
Total in 4-Year	168	176	173	169	172	155	186	134
Total in 2-Year	10	3	1	4	5	3	8	3
Total In-State	167	171	170	166	166	152	182	131
Total Out-of-State	11	8	4	7	11	6	12	6

Percent of Students Enrolled in College at Any Time During the First Year After High School

Effective Date = August 21, 2021



AVG = 61%

Hialeah-Miami Lakes Senior High

Report Run Date: 09/09/2021 01:03 PM

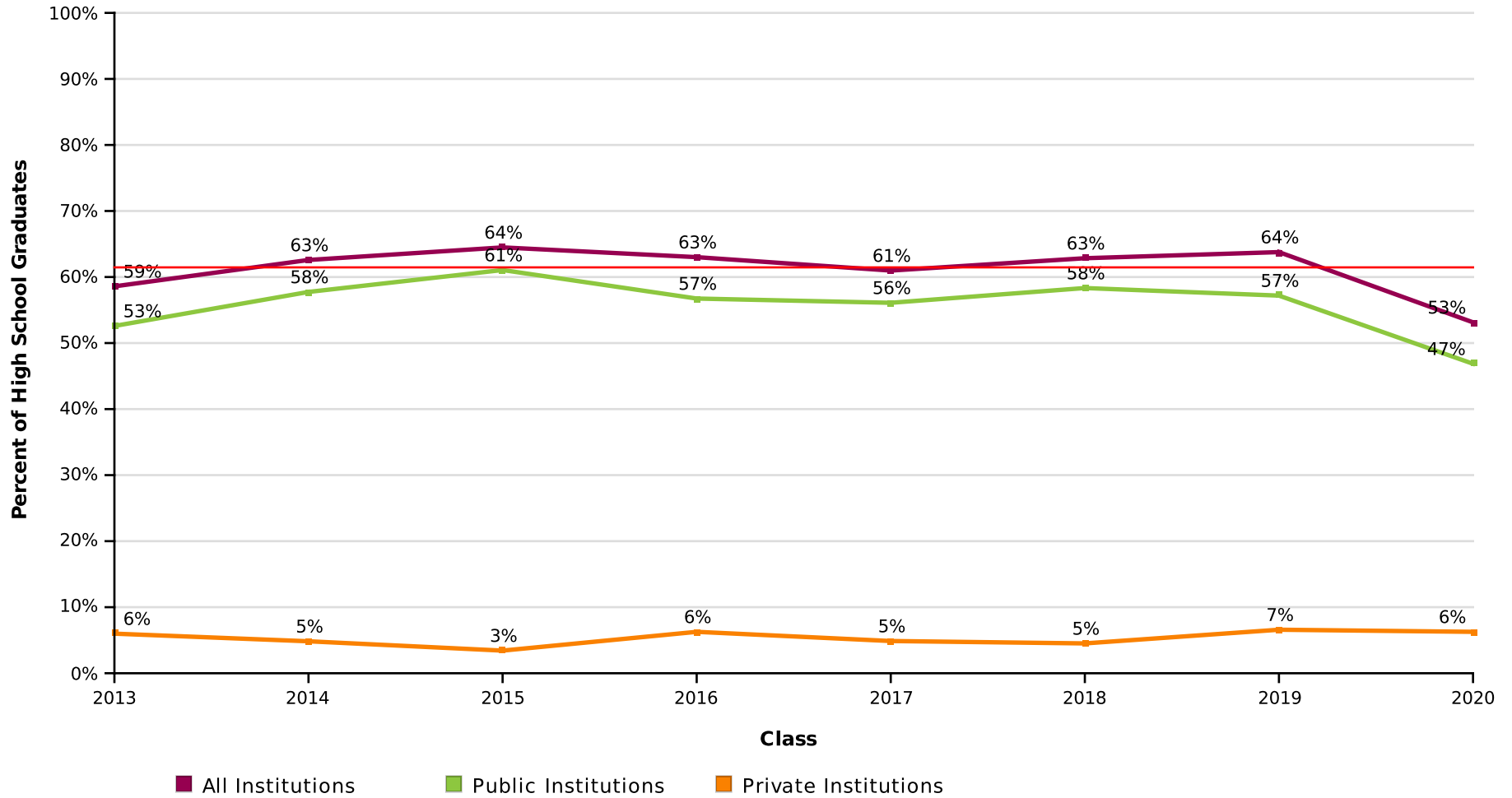
Page 7 of 47

**NATIONAL STUDENT
CLEARINGHOUSE**

©2012 National Student Clearinghouse. All rights reserved.

Percent of Students Enrolled in College at Any Time During the First Year After High School by Institutional Type

Effective Date = August 21, 2021



AVG = 61%

Hialeah-Miami Lakes Senior High

Report Run Date: 09/09/2021 01:03 PM

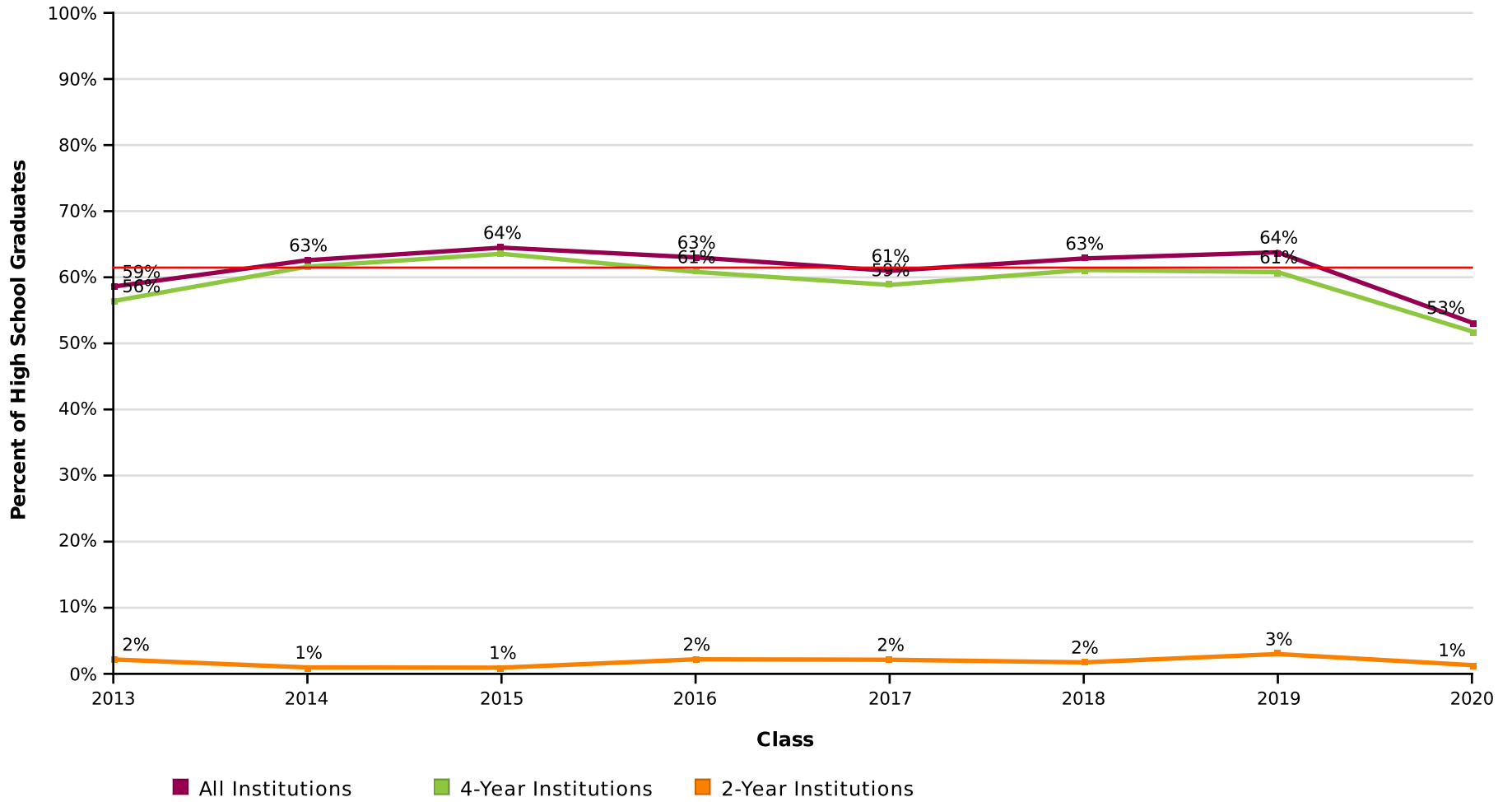
Page 8 of 47

NATIONAL STUDENT CLEARINGHOUSE

©2012 National Student Clearinghouse. All rights reserved.

Percent of Students Enrolled in College at Any Time During the First Year After High School by Institutional Level

Effective Date = August 21, 2021



AVG = 61%

Hialeah-Miami Lakes Senior High

Report Run Date: 09/09/2021 01:03 PM

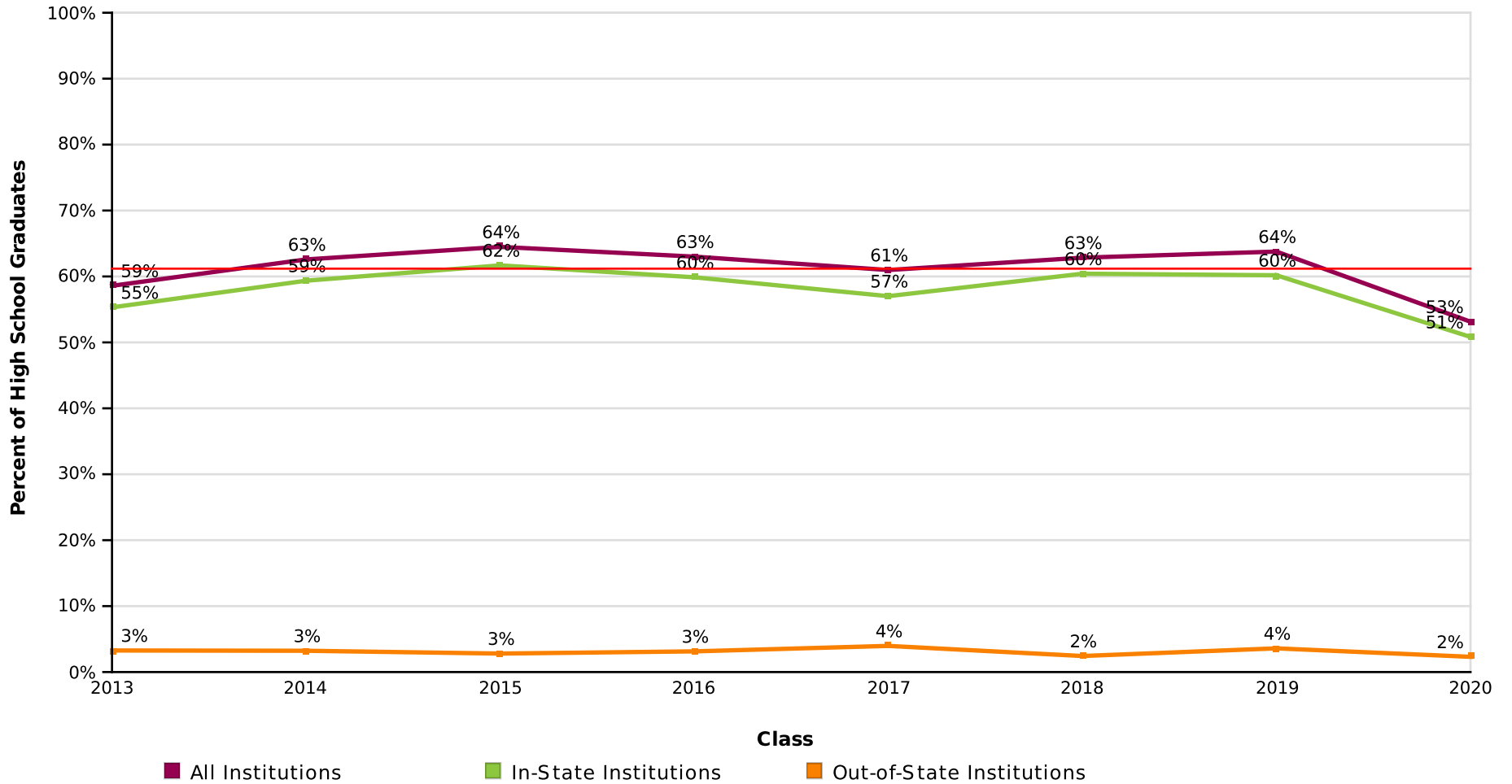
Page 9 of 47

**NATIONAL STUDENT
CLEARINGHOUSE**

©2012 National Student Clearinghouse. All rights reserved.

Percent of Students Enrolled in College at Any Time During the First Year After High School by Institutional Location

Effective Date = August 21, 2021



AVG = 61%

Hialeah-Miami Lakes Senior High

Report Run Date: 09/09/2021 01:03 PM

Page 10 of 47

**NATIONAL STUDENT
CLEARINGHOUSE**

©2012 National Student Clearinghouse. All rights reserved.

Count of Students Enrolled in College at Any Time During the First Year After High School

Effective Date = August 21, 2021

Class of	2013	2014	2015	2016	2017	2018	2019	2020
Total in the Class	367	310	321	319	328	288	334	303
Total Enrolled	215	194	207	201	200	181	213	161
Total in Public	193	179	196	181	184	168	191	142
Total in Private	22	15	11	20	16	13	22	19
Total in 4-Year	207	191	204	194	193	176	203	157
Total in 2-Year	8	3	3	7	7	5	10	4
Total In-State	203	184	198	191	187	174	201	154
Total Out-Of-State	12	10	9	10	13	7	12	7

Percent of Students Enrolled in College at Any Time During the First Two Years After High School

Effective Date = August 21, 2021



AVG = 66%

Hialeah-Miami Lakes Senior High

Report Run Date: 09/09/2021 01:03 PM

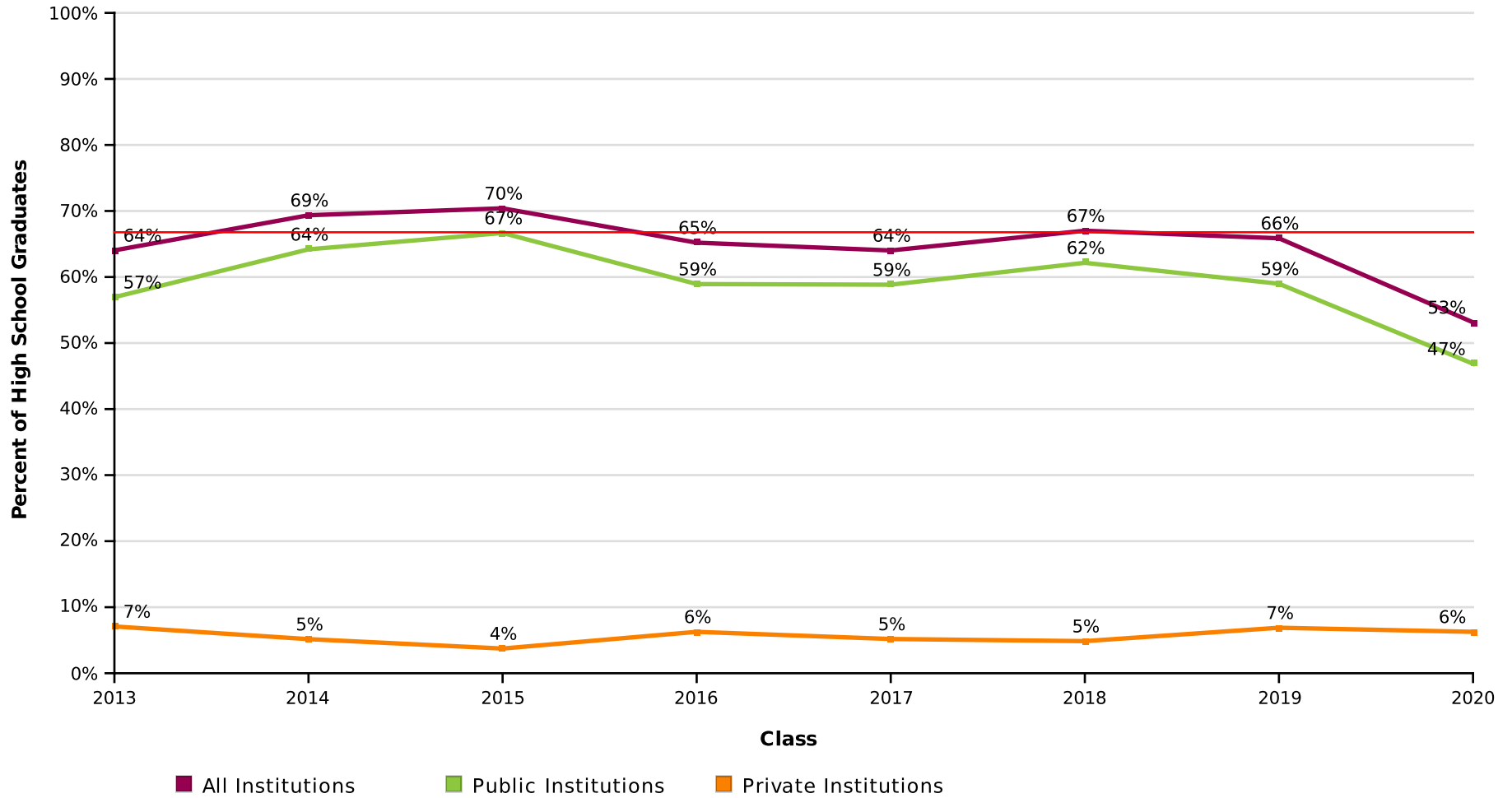
Page 12 of 47

NATIONAL STUDENT
CLEARINGHOUSE

©2012 National Student Clearinghouse. All rights reserved.

Percent of Students Enrolled in College at Any Time During the First Two Years After High School by Institutional Type

Effective Date = August 21, 2021



AVG = 66%

Hialeah-Miami Lakes Senior High

Report Run Date: 09/09/2021 01:03 PM

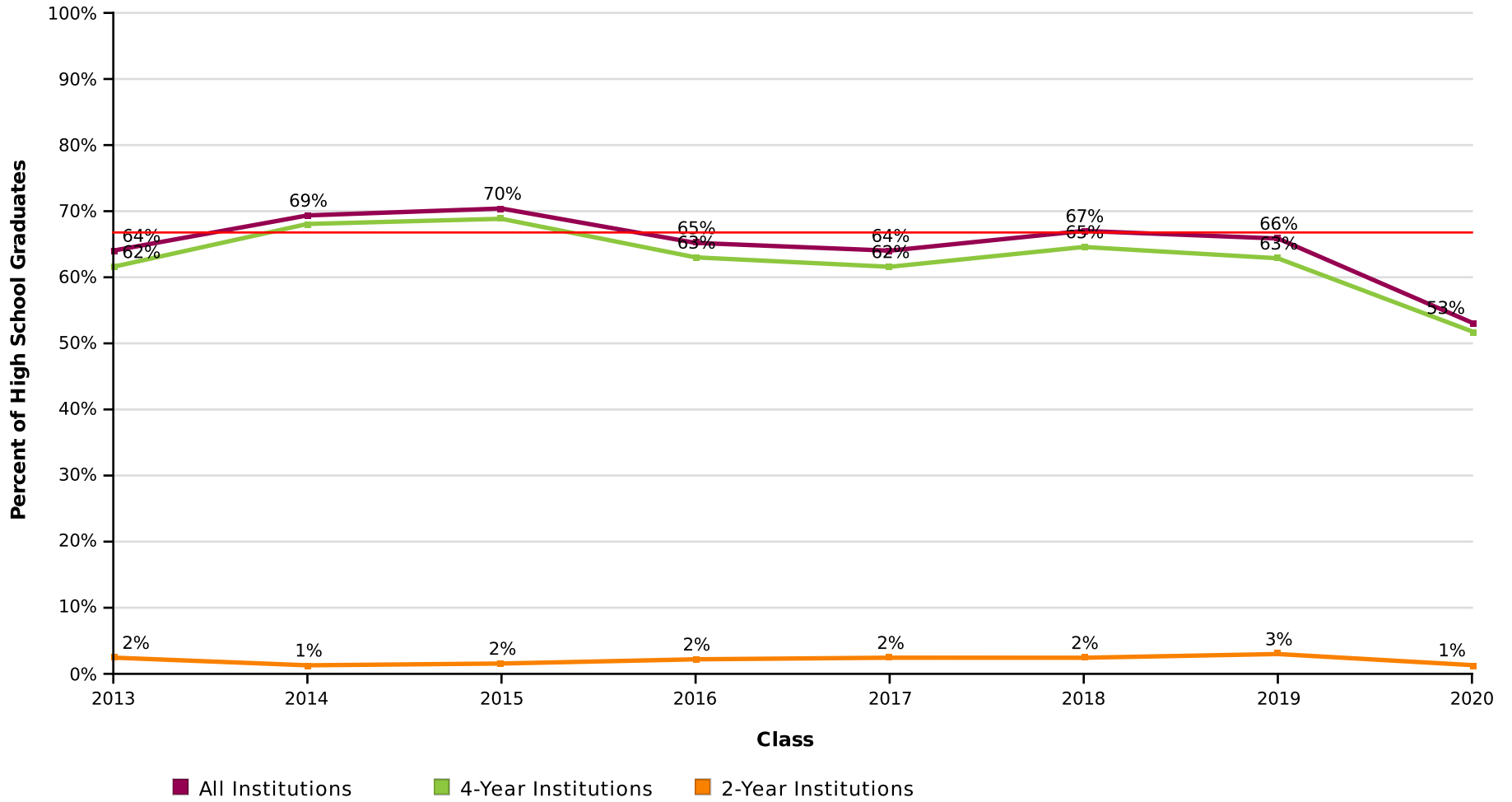
Page 13 of 47

**NATIONAL STUDENT
CLEARINGHOUSE**

©2012 National Student Clearinghouse. All rights reserved.

Percent of Students Enrolled in College at Any Time During the First Two Years After High School by Institutional Level

Effective Date = August 21, 2021



AVG = 66%

Hialeah-Miami Lakes Senior High

Report Run Date: 09/09/2021 01:03 PM

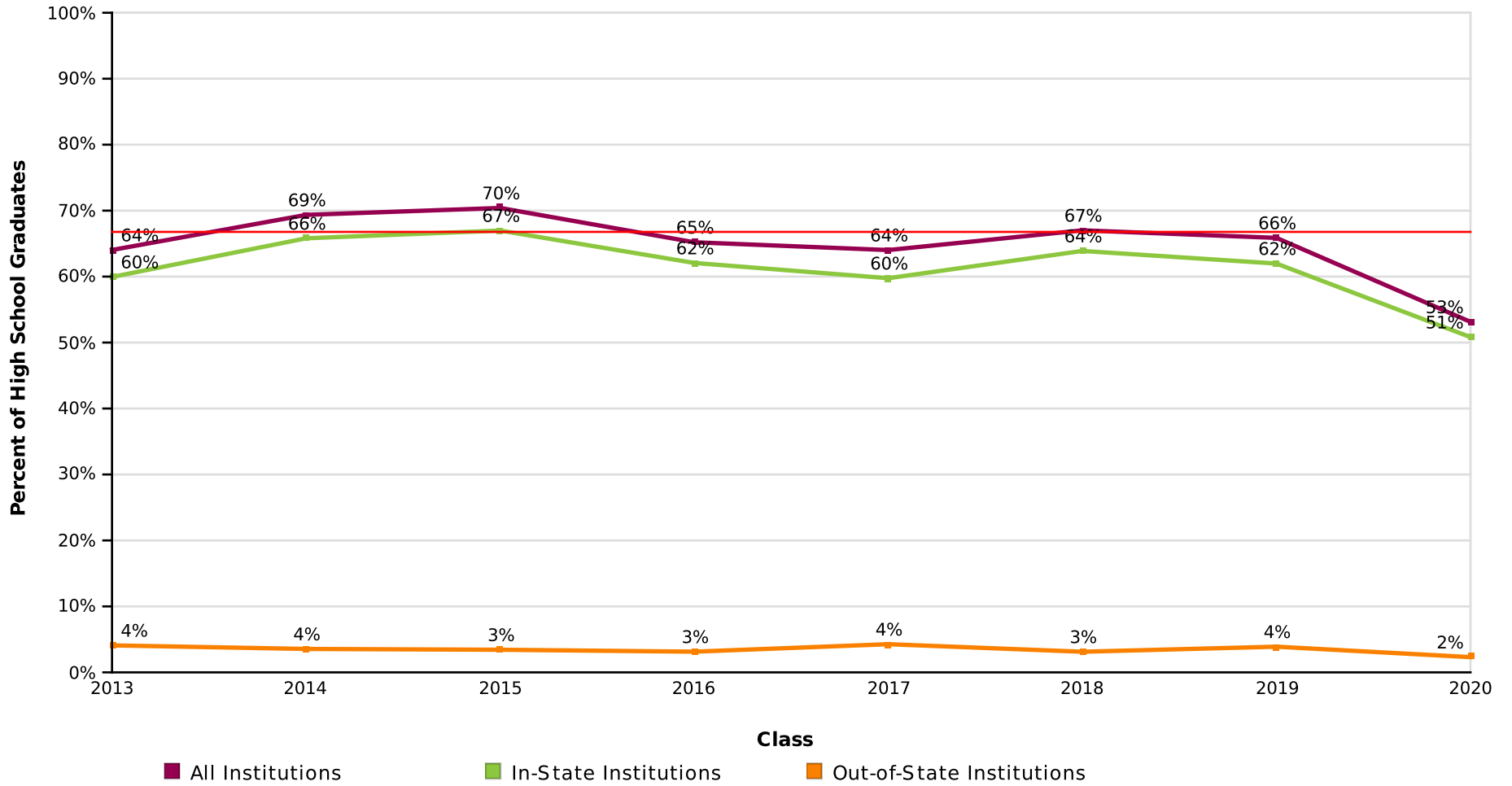
Page 14 of 47

**NATIONAL STUDENT
CLEARINGHOUSE**

©2012 National Student Clearinghouse. All rights reserved.

Percent of Students Enrolled in College at Any Time During the First Two Years After High School by Institutional Location

Effective Date = August 21, 2021



AVG = 66%

Hialeah-Miami Lakes Senior High

Report Run Date: 09/09/2021 01:03 PM

Page 15 of 47

**NATIONAL STUDENT
CLEARINGHOUSE**

©2012 National Student Clearinghouse. All rights reserved.

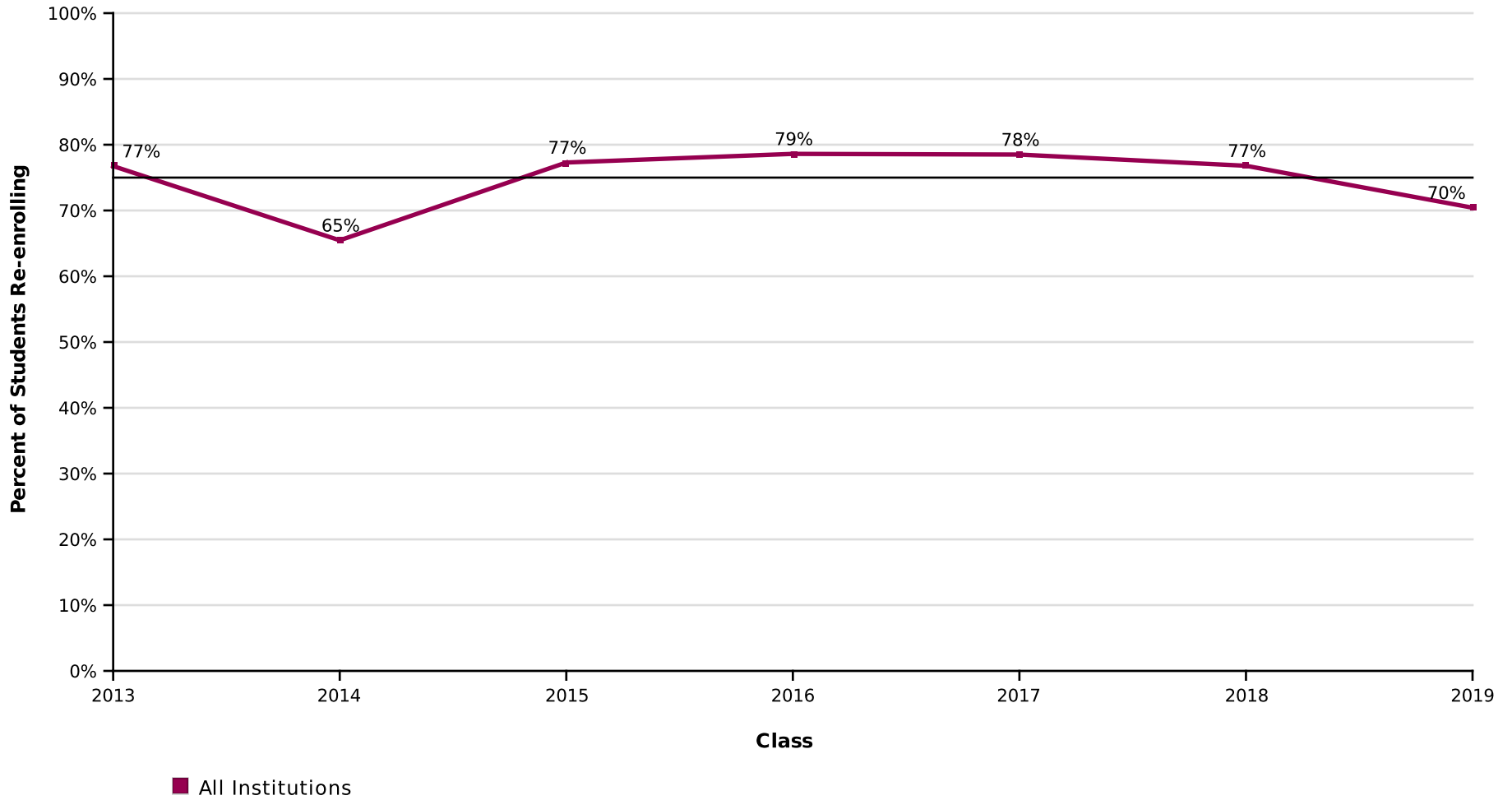
Count of Students Enrolled in College at Any Time During the First Two Years After High School

Effective Date = August 21, 2021

Class of	2013	2014	2015	2016	2017	2018	2019	2020
Total in the Class	367	310	321	319	328	288	334	303
Total Enrolled	235	215	226	208	210	193	220	161
Total in Public	209	199	214	188	193	179	197	142
Total in Private	26	16	12	20	17	14	23	19
Total in 4-Year	226	211	221	201	202	186	210	157
Total in 2-Year	9	4	5	7	8	7	10	4
Total In-State	220	204	215	198	196	184	207	154
Total Out-of-State	15	11	11	10	14	9	13	7

Percent of Students Enrolled in College the First Year After High School Who Returned for a Second Year (Freshman to Sophomore Persistence)

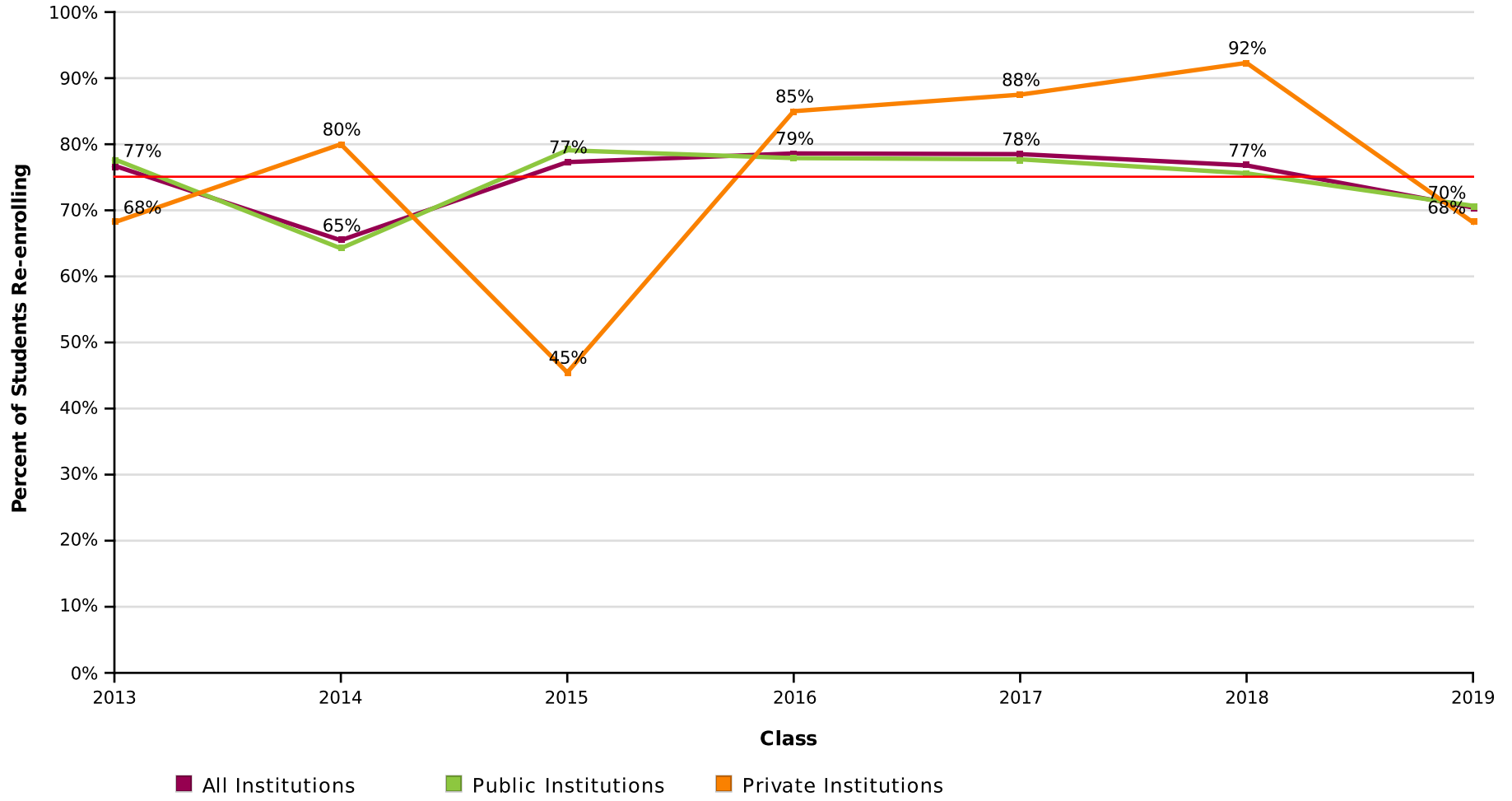
Effective Date = August 21, 2021



AVG = 75%

Percent of Students Enrolled in College the First Year After High School Who Returned for a Second Year (Freshman to Sophomore Persistence) by Institutional Type

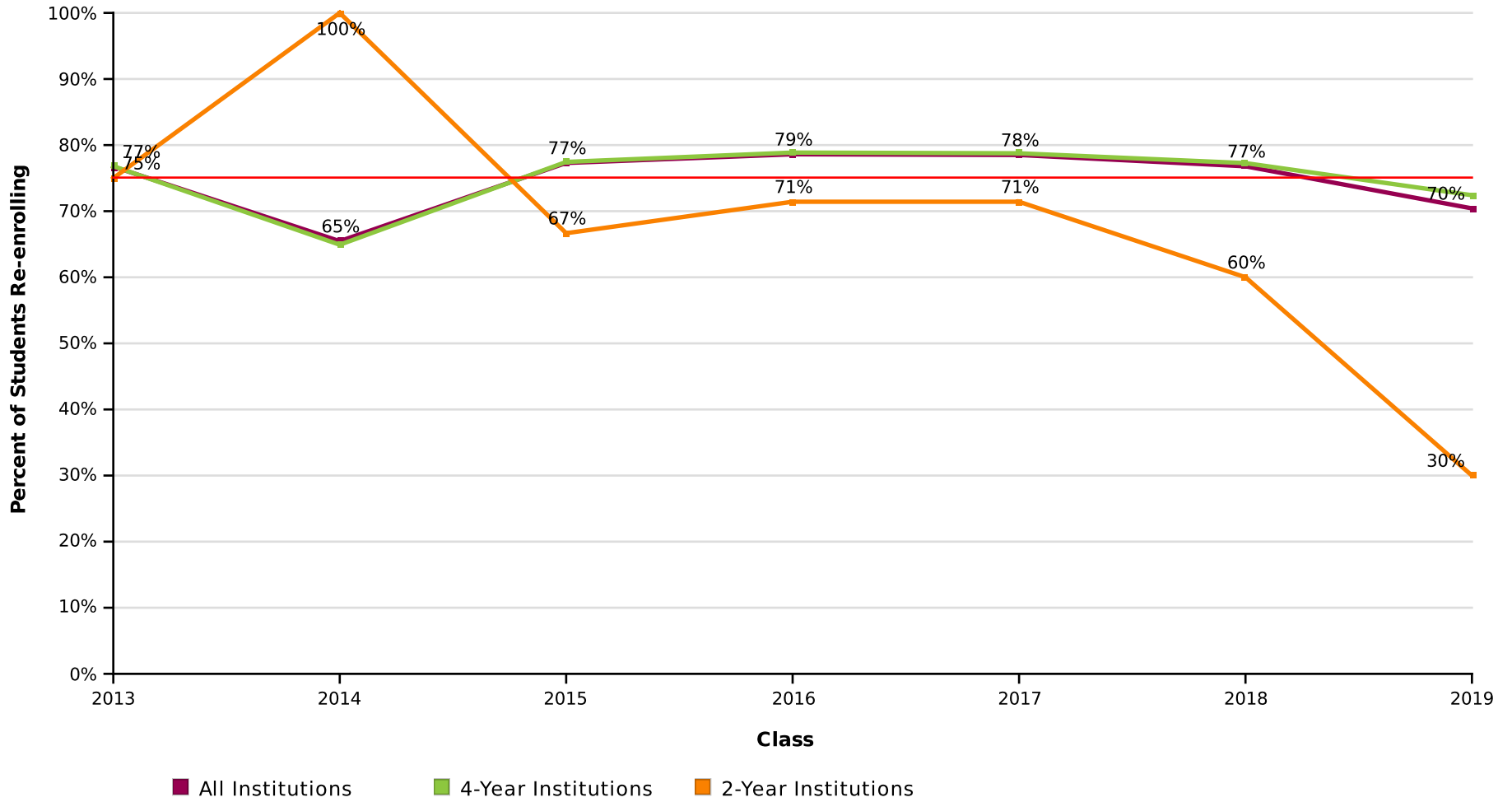
Effective Date = August 21, 2021



AVG = 75%

Percent of Students Enrolled in College the First Year After High School Who Returned for a Second Year (Freshman to Sophomore Persistence) by Institutional Level

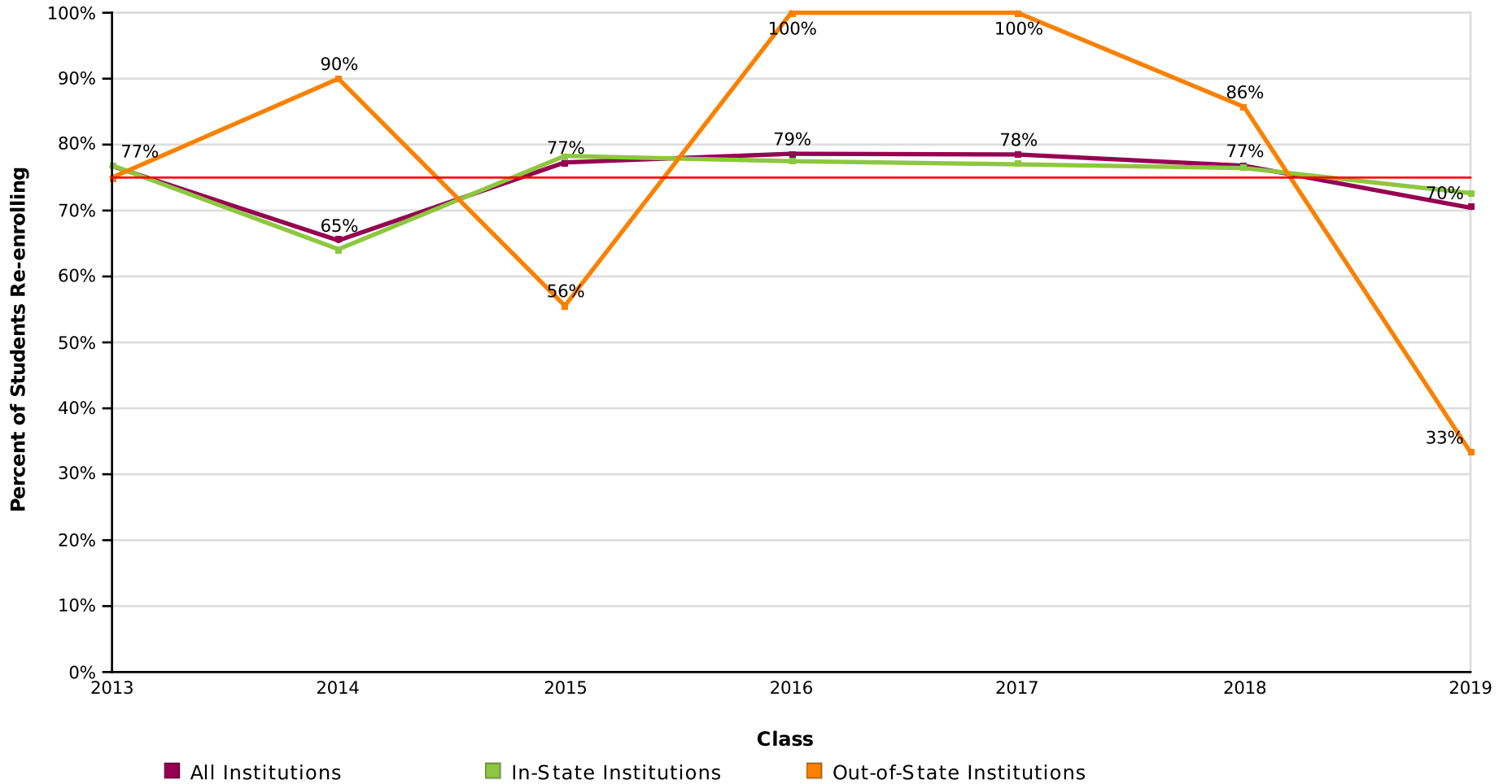
Effective Date = August 21, 2021



AVG = 75%

Percent of Students Enrolled in College the First Year After High School Who Returned for a Second Year (Freshman to Sophomore Persistence) by Institutional Location

Effective Date = August 21, 2021



AVG = 75%

**Count of Students Enrolled in College the First Year After High School Who Returned
for a Second Year (Freshman to Sophomore Persistence)**

Effective Date = August 21, 2021

Class of	2013	2014	2015	2016	2017	2018	2019
Total in the Class	367	310	321	319	328	288	334
Enrolled Anywhere 1st Year	215	194	207	201	200	181	213
Enrolled Anywhere 2nd Year	165	127	160	158	157	139	150
In Public 1st Year	193	179	196	181	184	168	191
Enrolled Anywhere 2nd Year	150	115	155	141	143	127	135
In Private 1st Year	22	15	11	20	16	13	22
Enrolled Anywhere 2nd Year	15	12	5	17	14	12	15
In 4-Year 1st Year	207	191	204	194	193	176	203
Enrolled Anywhere 2nd Year	159	124	158	153	152	136	147
In 2-Year 1st Year	8	3	3	7	7	5	10
Enrolled Anywhere 2nd Year	6	3	2	5	5	3	3
In-State 1st Year	203	184	198	191	187	174	201
Enrolled Anywhere 2nd Year	156	118	155	148	144	133	146
Out-of-State 1st Year	12	10	9	10	13	7	12
Enrolled Anywhere 2nd Year	9	9	5	10	13	6	4

Hialeah-Miami Lakes Senior High

Report Run Date: 09/09/2021 01:03 PM

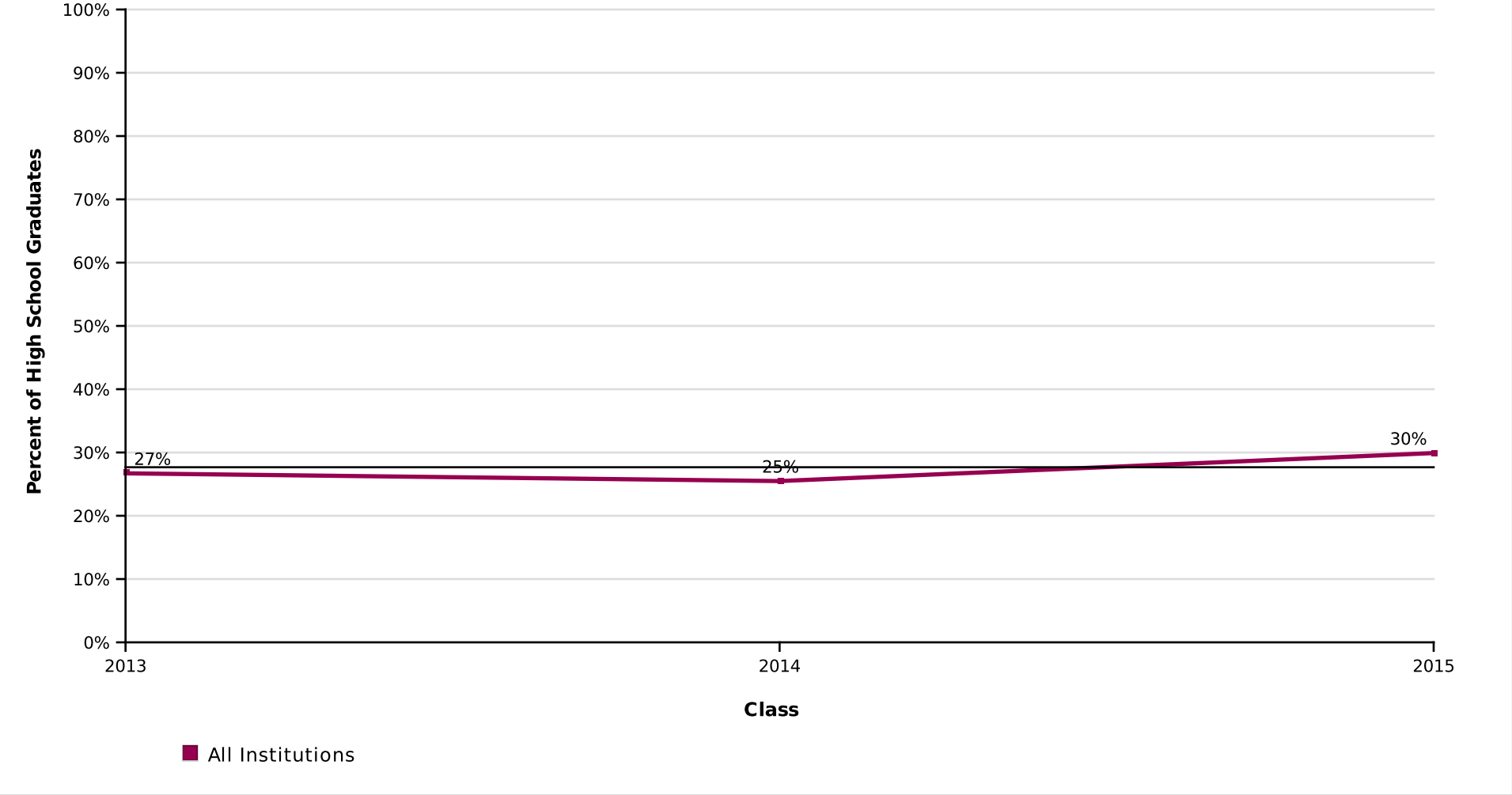
Page 21 of 47



©2012 National Student Clearinghouse. All rights reserved.

Percent of High School Class Who Completed a Degree Within Six Years

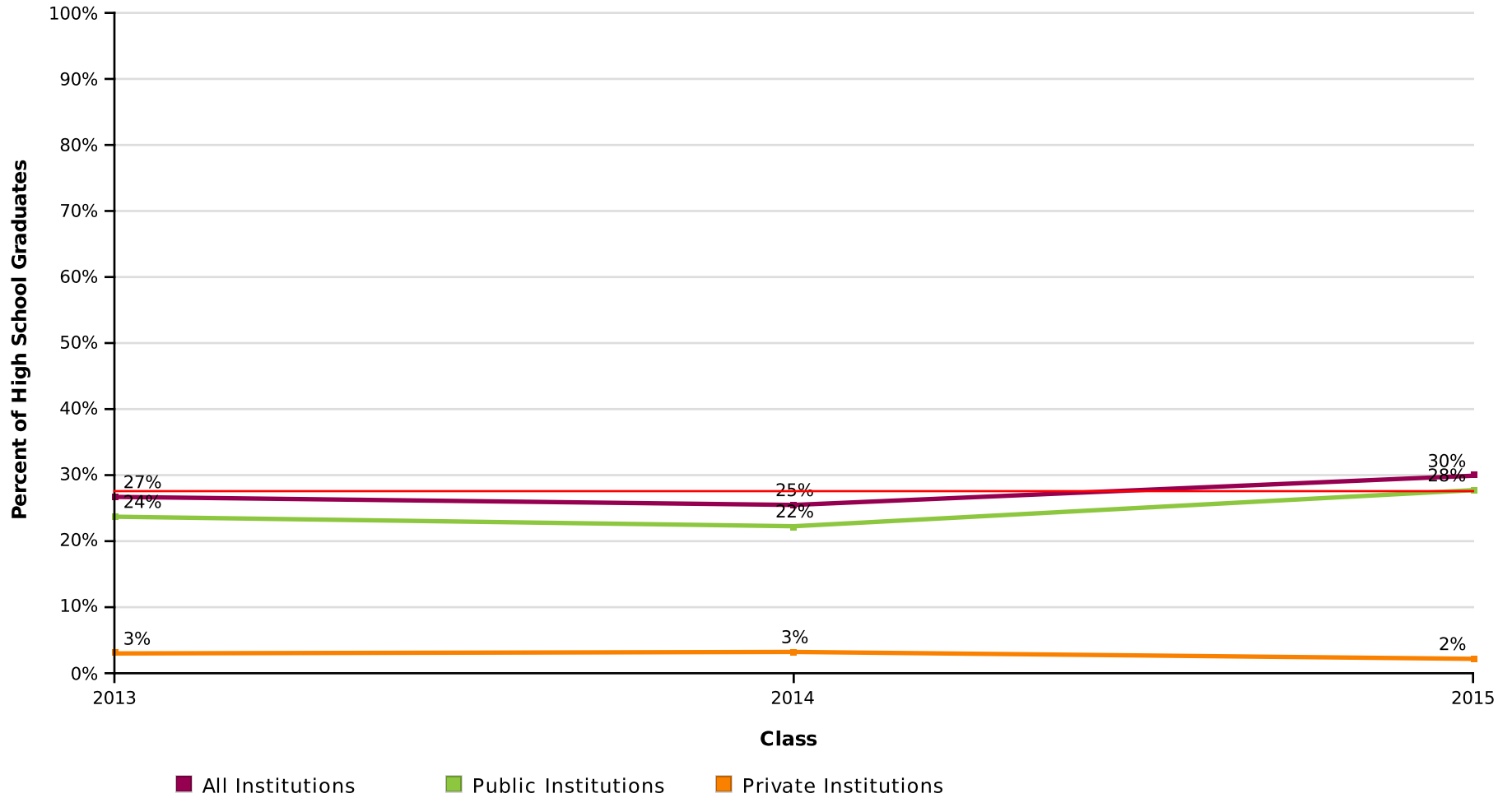
Effective Date = August 21, 2021



AVG = 27%

Percent of High School Class Who Completed a Degree Within Six Years by Institutional Type

Effective Date = August 21, 2021



AVG = 27%

Hialeah-Miami Lakes Senior High

Report Run Date: 09/09/2021 01:03 PM

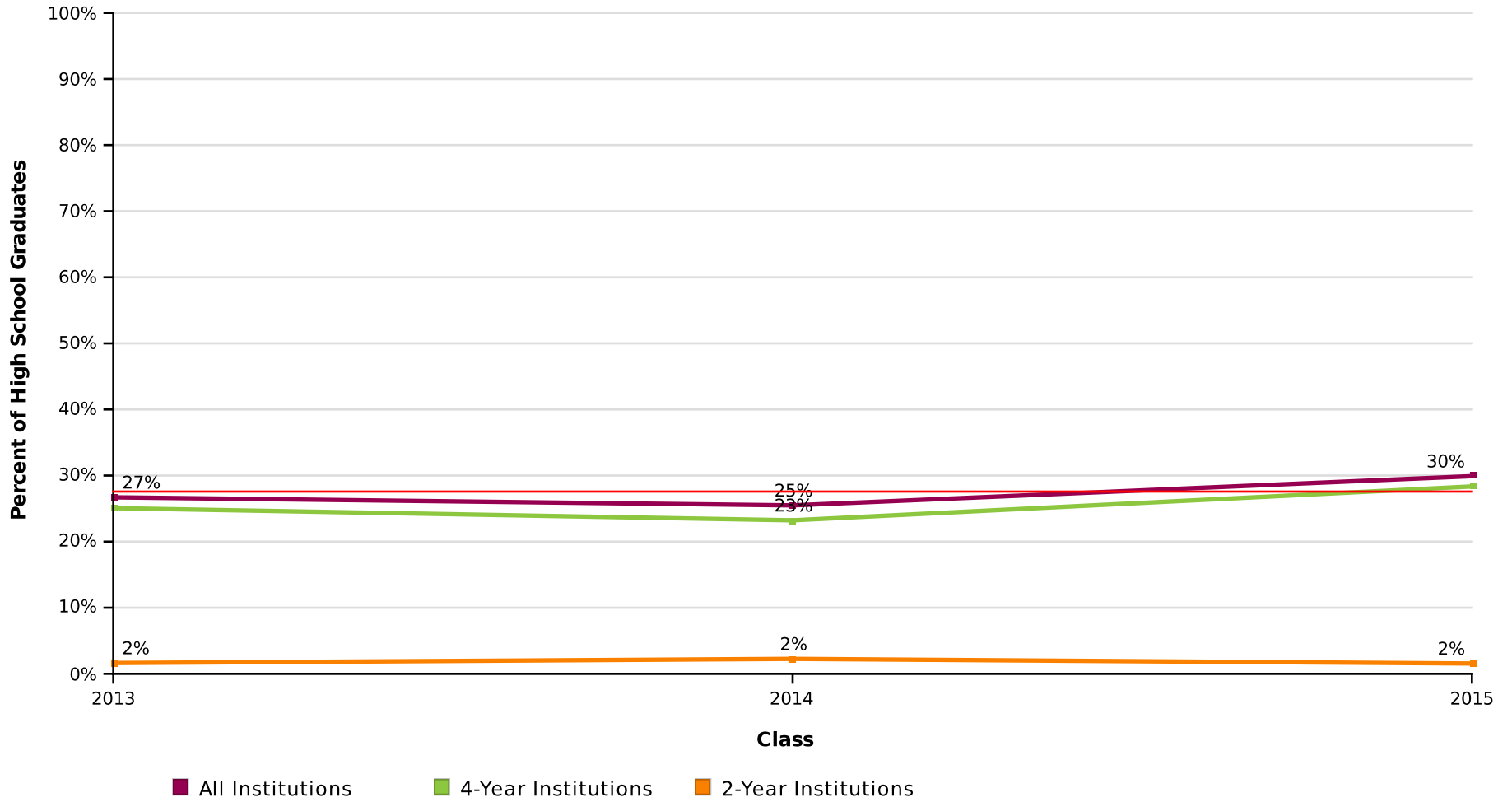
Page 23 of 47

NATIONAL STUDENT CLEARINGHOUSE

©2012 National Student Clearinghouse. All rights reserved.

Percent of High School Class Who Completed a Degree Within Six Years by Institutional Level

Effective Date = August 21, 2021



AVG = 27%

Hialeah-Miami Lakes Senior High

Report Run Date: 09/09/2021 01:03 PM

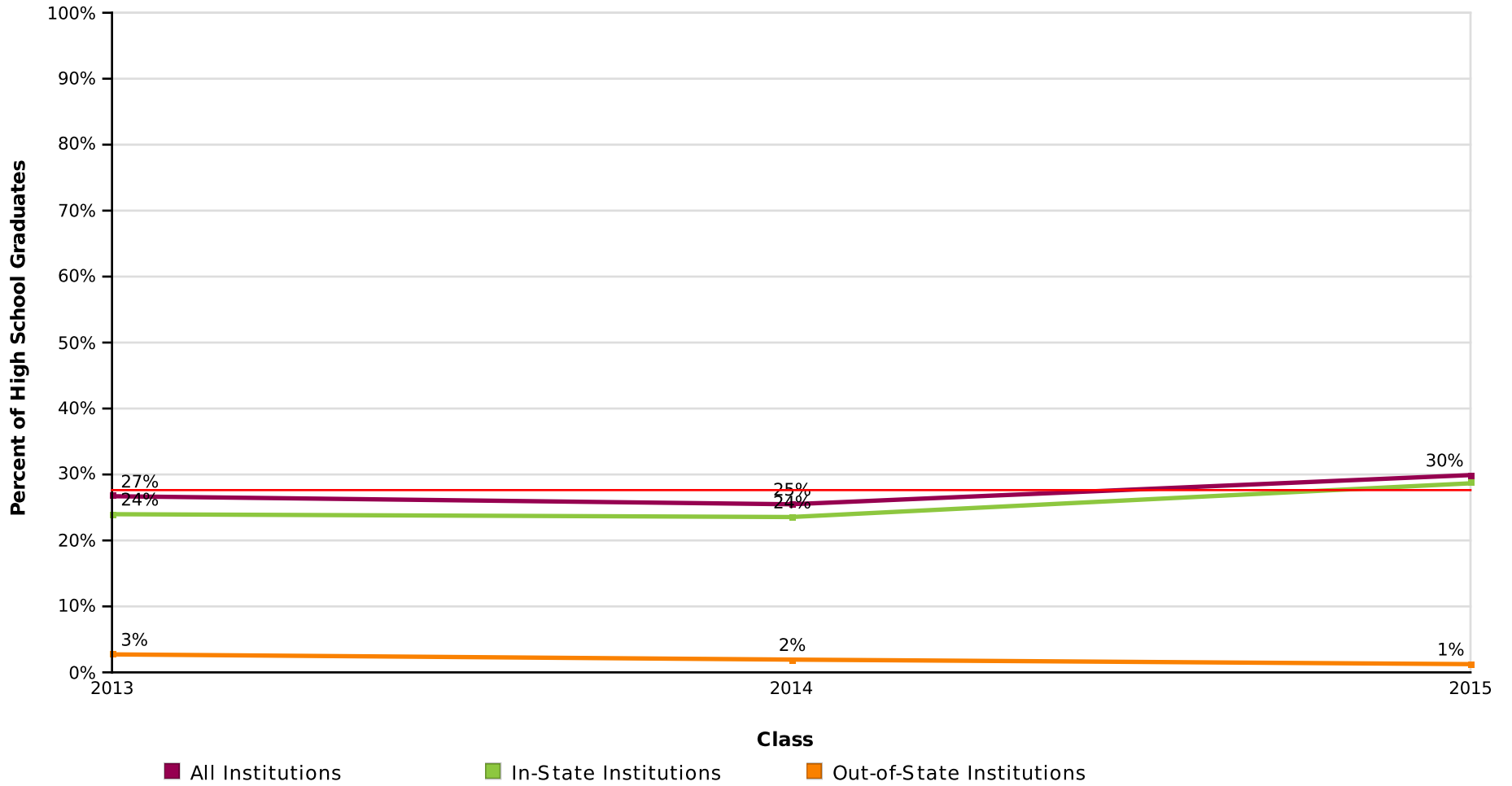
Page 24 of 47

NATIONAL STUDENT
CLEARINGHOUSE

©2012 National Student Clearinghouse. All rights reserved.

Percent of High School Class Who Completed a Degree Within Six Years by Institutional Location

Effective Date = August 21, 2021



AVG = 27%

Hialeah-Miami Lakes Senior High

Report Run Date: 09/09/2021 01:03 PM

Page 25 of 47

**NATIONAL STUDENT
CLEARINGHOUSE**

©2012 National Student Clearinghouse. All rights reserved.

Count of High School Graduates with a College Degree

Effective Date = August 21, 2021

Class of	2013	2014	2015
Total in the Class	367	310	321
Total With a Degree	98	79	96
Total from Public	87	69	89
Total from Private	11	10	7
Total from 4-Year	92	72	91
Total from 2-Year	6	7	5
Total In-State	88	73	92
Total Out-Of-State	10	6	4

Hialeah-Miami Lakes Senior High

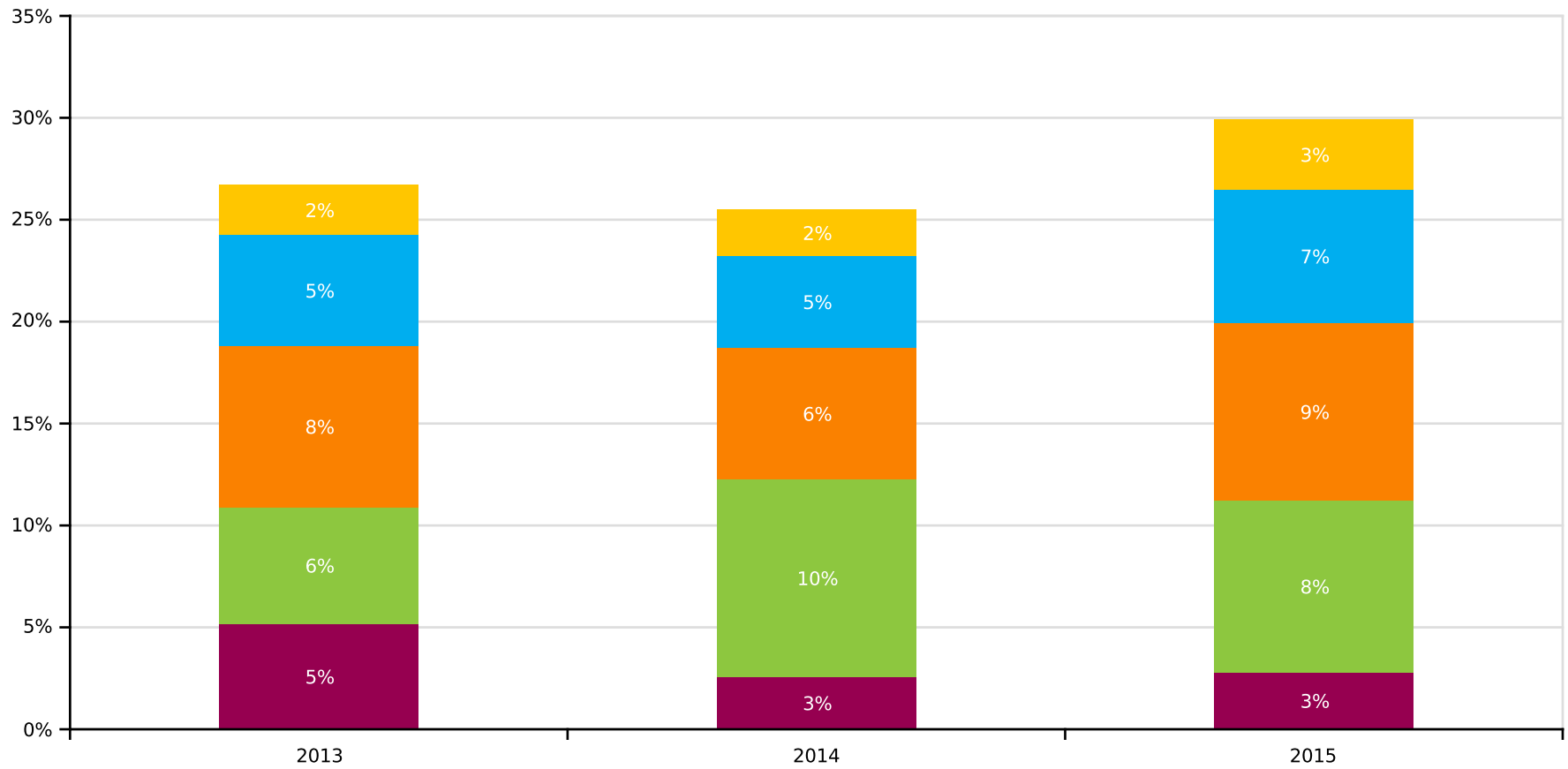
Report Run Date: 09/09/2021 01:03 PM

Page 26 of 47

**NATIONAL STUDENT
CLEARINGHOUSE**

©2012 National Student Clearinghouse. All rights reserved.

Time to College Graduation Within Six Years (Associate's, Bachelor's and Higher)



■ Graduated in 2 Years or Less
 ■ Graduated in 3 Years
 ■ Graduated in 4 Years
 ■ Graduated in 5 Years
■ Graduated in 6 Years

Count of Time to College Graduation within Six Years

Class of	2013	2014	2015
Total In the Class	367	310	321
Graduated in 2 Years or Less	19	8	9
Graduated in 3 Years	21	30	27
Graduated in 4 Years	29	20	28
Graduated in 5 Years	20	14	21
Graduated in 6 Years	9	7	11

Hialeah-Miami Lakes Senior High

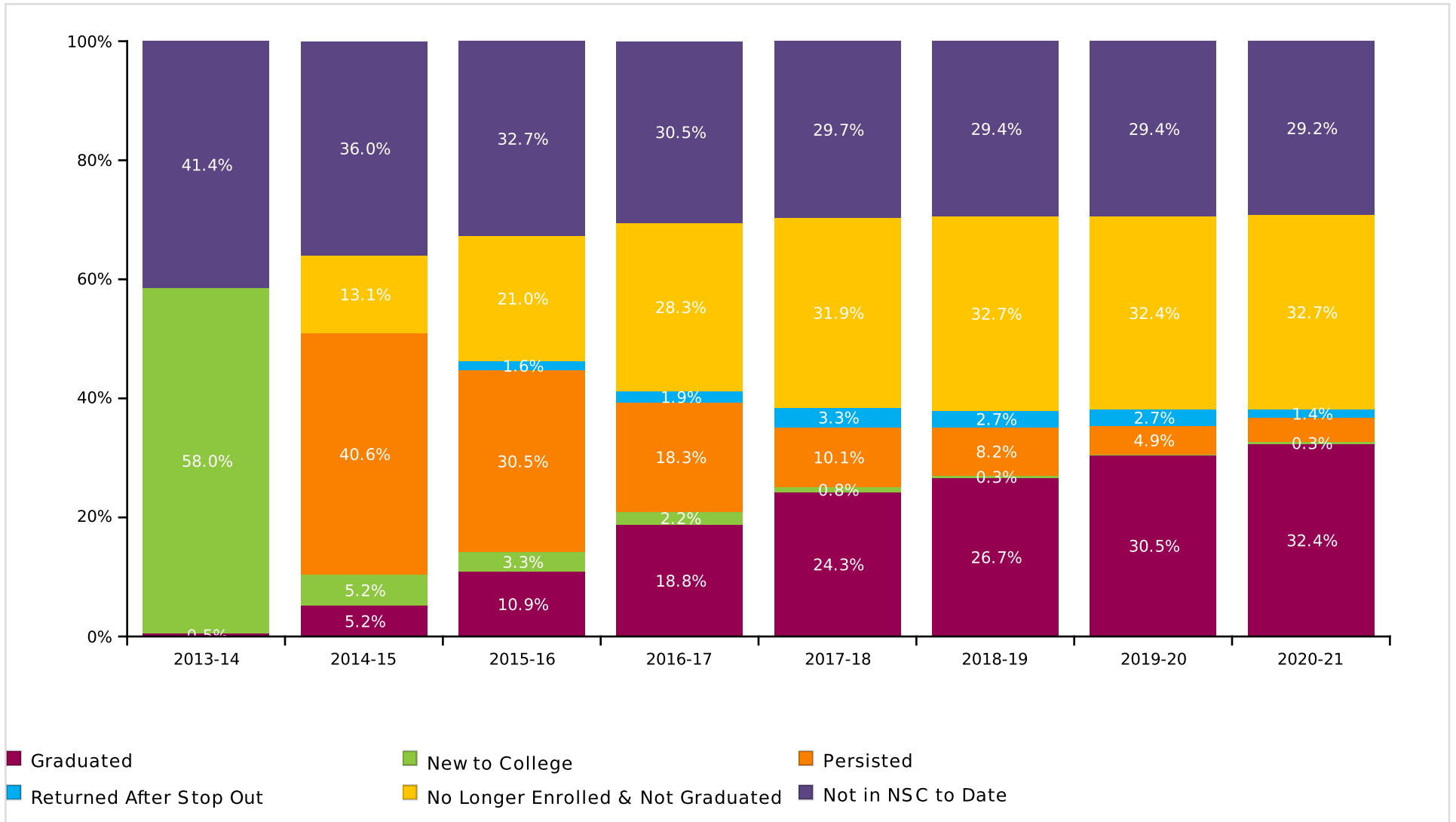
Report Run Date: 09/09/2021 01:03 PM

Page 28 of 47

**NATIONAL STUDENT
CLEARINGHOUSE**

©2012 National Student Clearinghouse. All rights reserved.

Class of 2013 Postsecondary Enrollment and Progress



Hialeah-Miami Lakes Senior High

Report Run Date: 09/09/2021 01:03 PM

Page 29 of 47

**NATIONAL STUDENT
CLEARINGHOUSE**

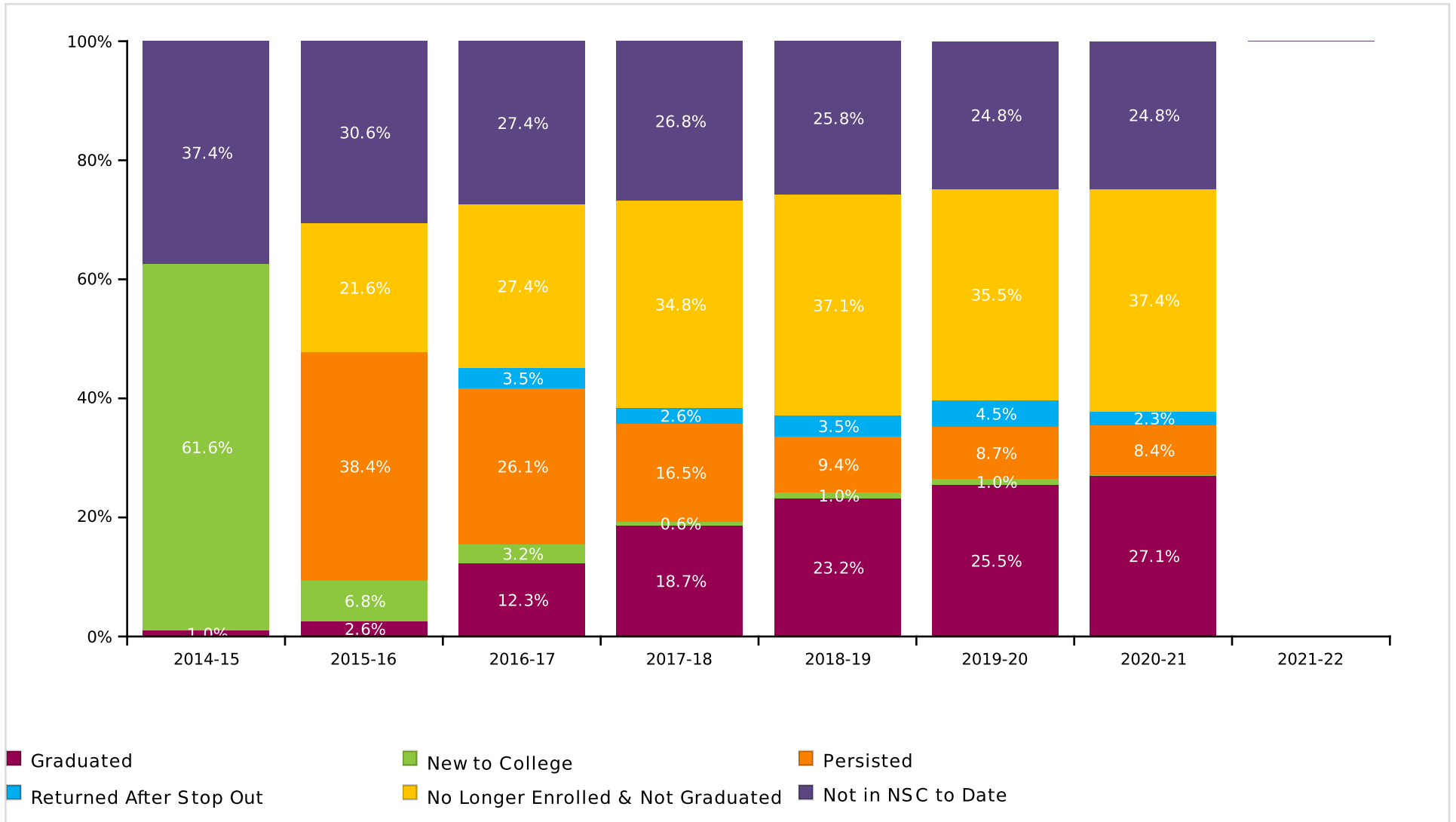
©2012 National Student Clearinghouse. All rights reserved.

Count of Class 2013 Postsecondary Enrollment and Progress

Total in the Class: 367

Academic Years	2013-14	2014-15	2015-16	2016-17	2017-18	2018-19	2019-20	2020-21
New to College	213	19	12	8	3	1	0	1
Persisted	0	149	112	67	37	30	18	15
Returned After Stop Out	0	0	6	7	12	10	10	5
No Longer Enrolled & Not Graduated	0	48	77	104	117	120	119	120
Not in NSC to Date	152	132	120	112	109	108	108	107

Class of 2014 Postsecondary Enrollment and Progress



Hialeah-Miami Lakes Senior High

Report Run Date: 09/09/2021 01:03 PM

Page 31 of 47

**NATIONAL STUDENT
CLEARINGHOUSE**

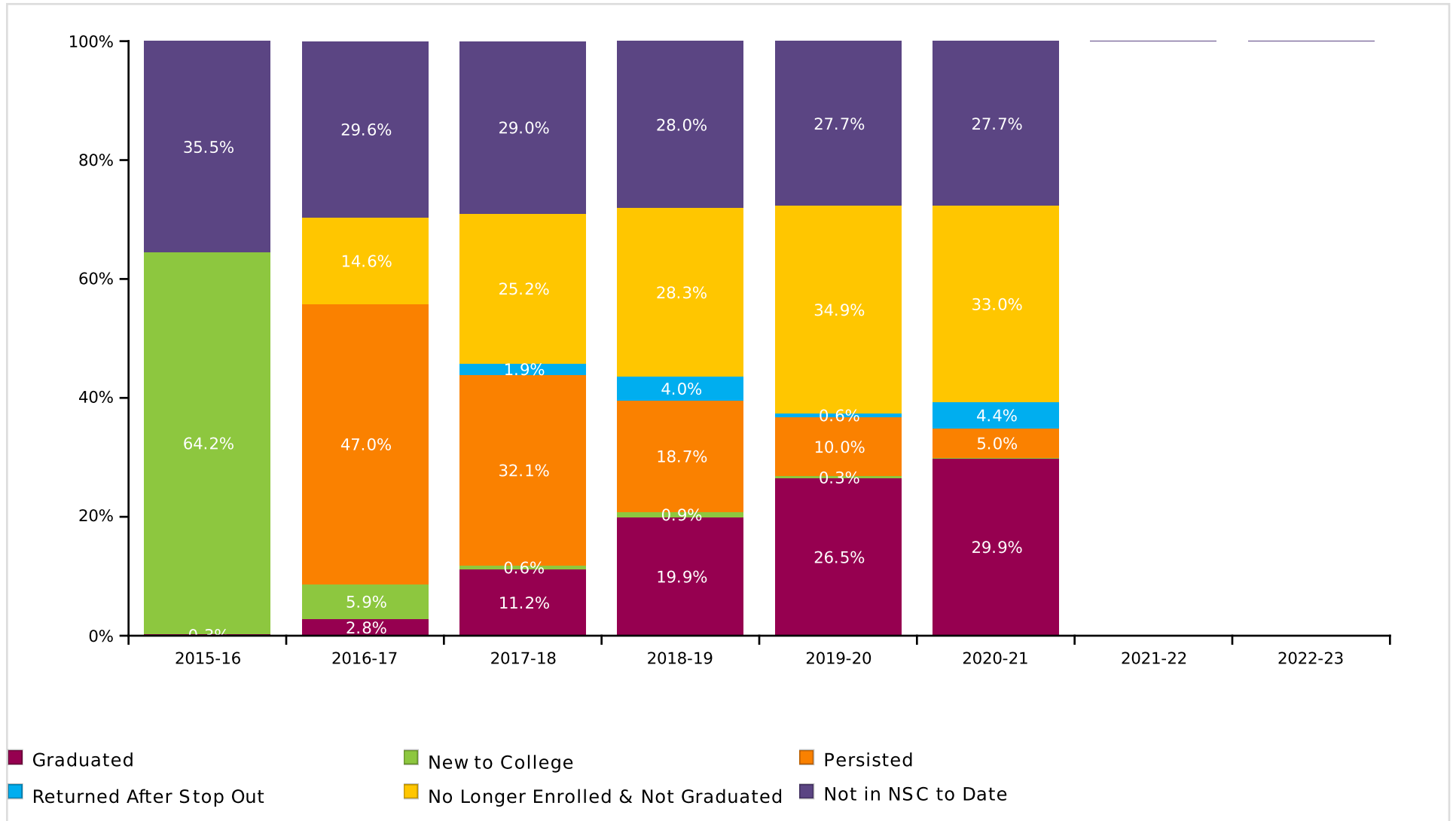
©2012 National Student Clearinghouse. All rights reserved.

Count of Class 2014 Postsecondary Enrollment and Progress

Total in the Class: 310

Academic Years	2014-15	2015-16	2016-17	2017-18	2018-19	2019-20	2020-21	2021-22
New to College	191	21	10	2	3	3	0	0
Persisted	0	119	81	51	29	27	26	0
Returned After Stop Out	0	0	11	8	11	14	7	0
No Longer Enrolled & Not Graduated	0	67	85	108	115	110	116	0
Not in NSC to Date	116	95	85	83	80	77	77	0

Class of 2015 Postsecondary Enrollment and Progress



Hialeah-Miami Lakes Senior High

Report Run Date: 09/09/2021 01:03 PM

Page 33 of 47

**NATIONAL STUDENT
CLEARINGHOUSE**

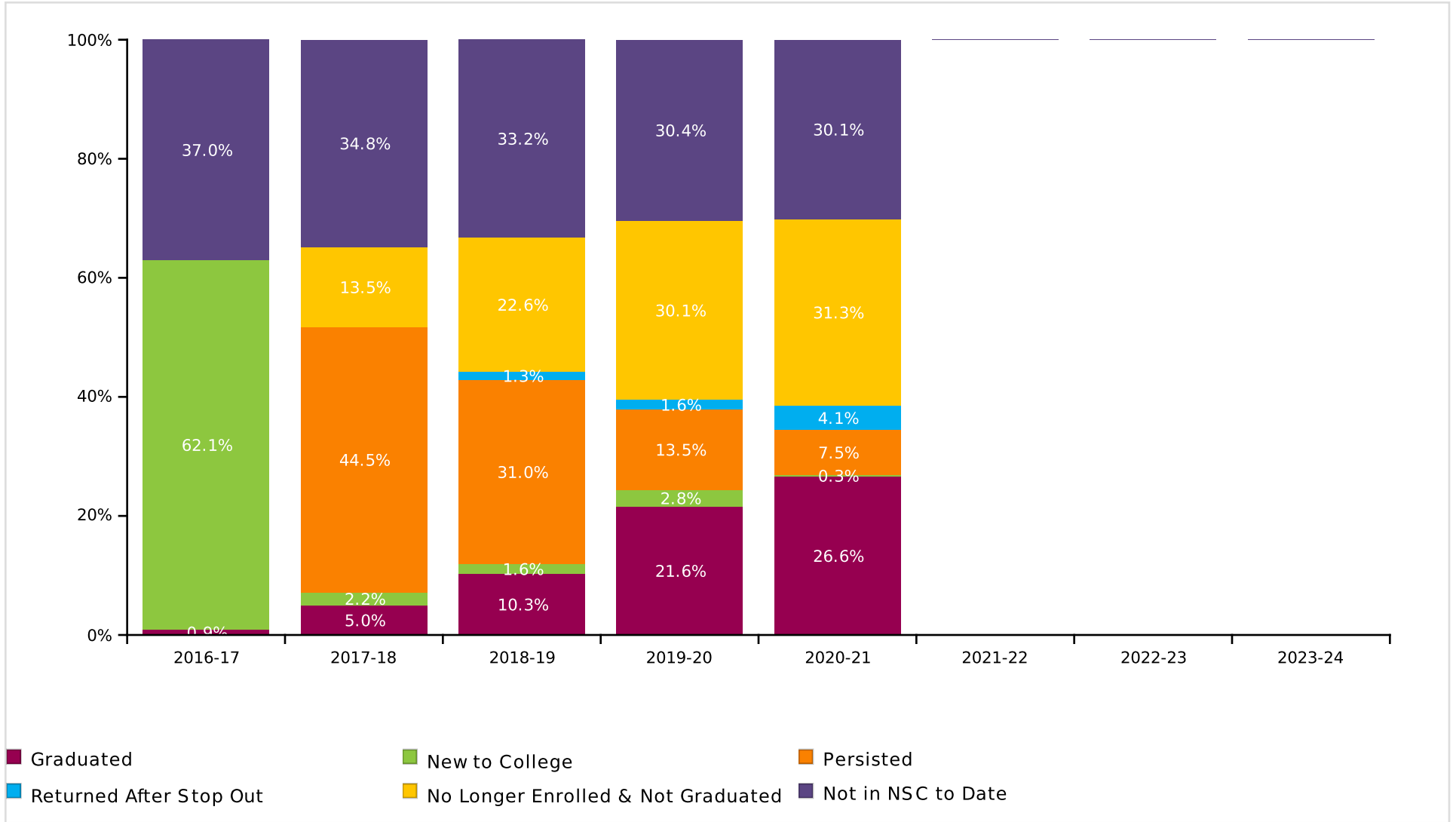
©2012 National Student Clearinghouse. All rights reserved.

Count of Class 2015 Postsecondary Enrollment and Progress

Total in the Class: 321

Academic Years	2015-16	2016-17	2017-18	2018-19	2019-20	2020-21	2021-22	2022-23
New to College	206	19	2	3	1	0	0	0
Persisted	0	151	103	60	32	16	0	0
Returned After Stop Out	0	0	6	13	2	14	0	0
No Longer Enrolled & Not Graduated	0	47	81	91	112	106	0	0
Not in NSC to Date	114	95	93	90	89	89	0	0

Class of 2016 Postsecondary Enrollment and Progress



Hialeah-Miami Lakes Senior High

Report Run Date: 09/09/2021 01:03 PM

Page 35 of 47

**NATIONAL STUDENT
CLEARINGHOUSE**

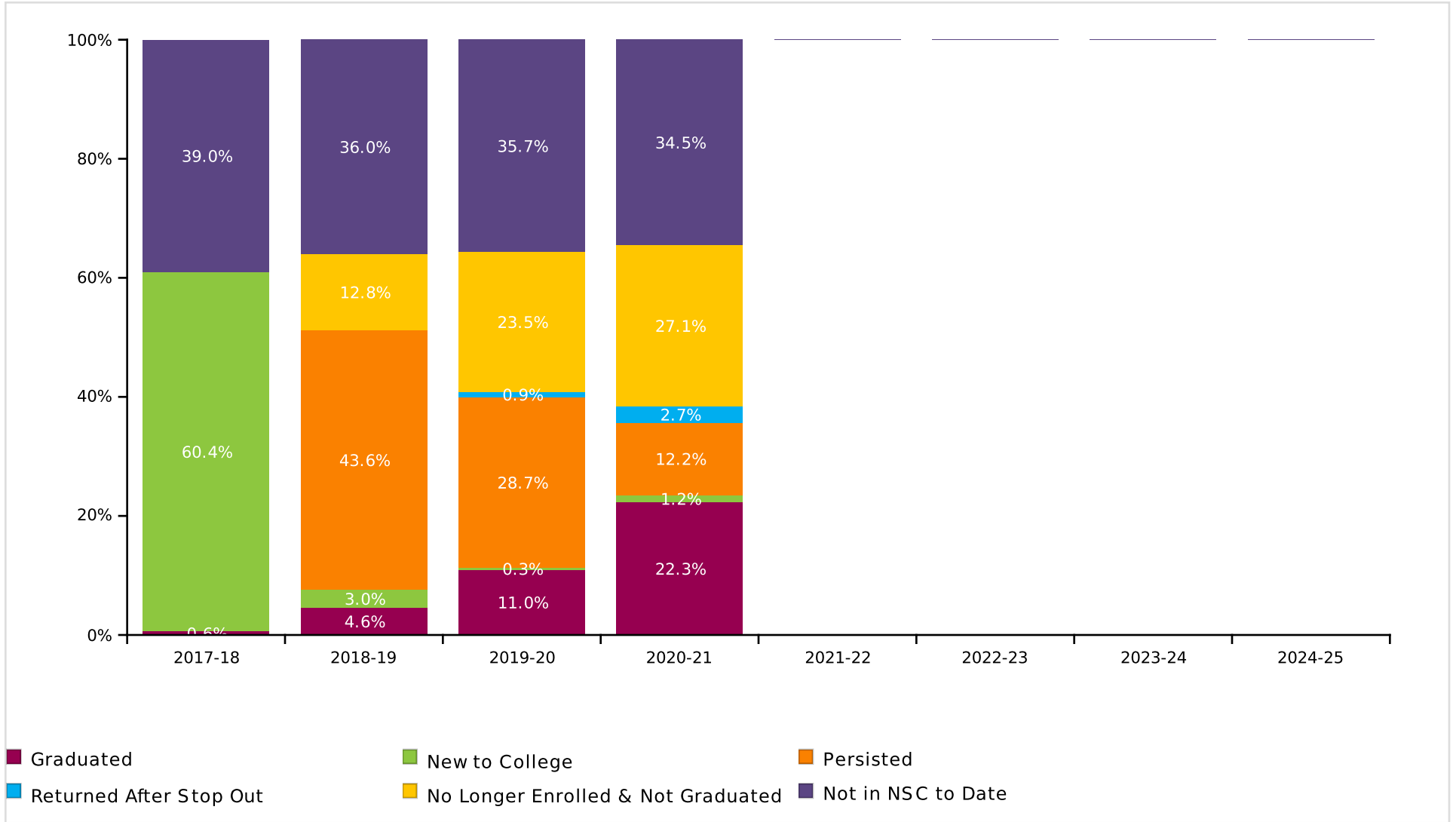
©2012 National Student Clearinghouse. All rights reserved.

Count of Class 2016 Postsecondary Enrollment and Progress

Total in the Class: 319

Academic Years	2016-17	2017-18	2018-19	2019-20	2020-21	2021-22	2022-23	2023-24
New to College	198	7	5	9	1	0	0	0
Persisted	0	142	99	43	24	0	0	0
Returned After Stop Out	0	0	4	5	13	0	0	0
No Longer Enrolled & Not Graduated	0	43	72	96	100	0	0	0
Not in NSC to Date	118	111	106	97	96	0	0	0

Class of 2017 Postsecondary Enrollment and Progress



Hialeah-Miami Lakes Senior High

Report Run Date: 09/09/2021 01:03 PM

Page 37 of 47

**NATIONAL STUDENT
CLEARINGHOUSE**

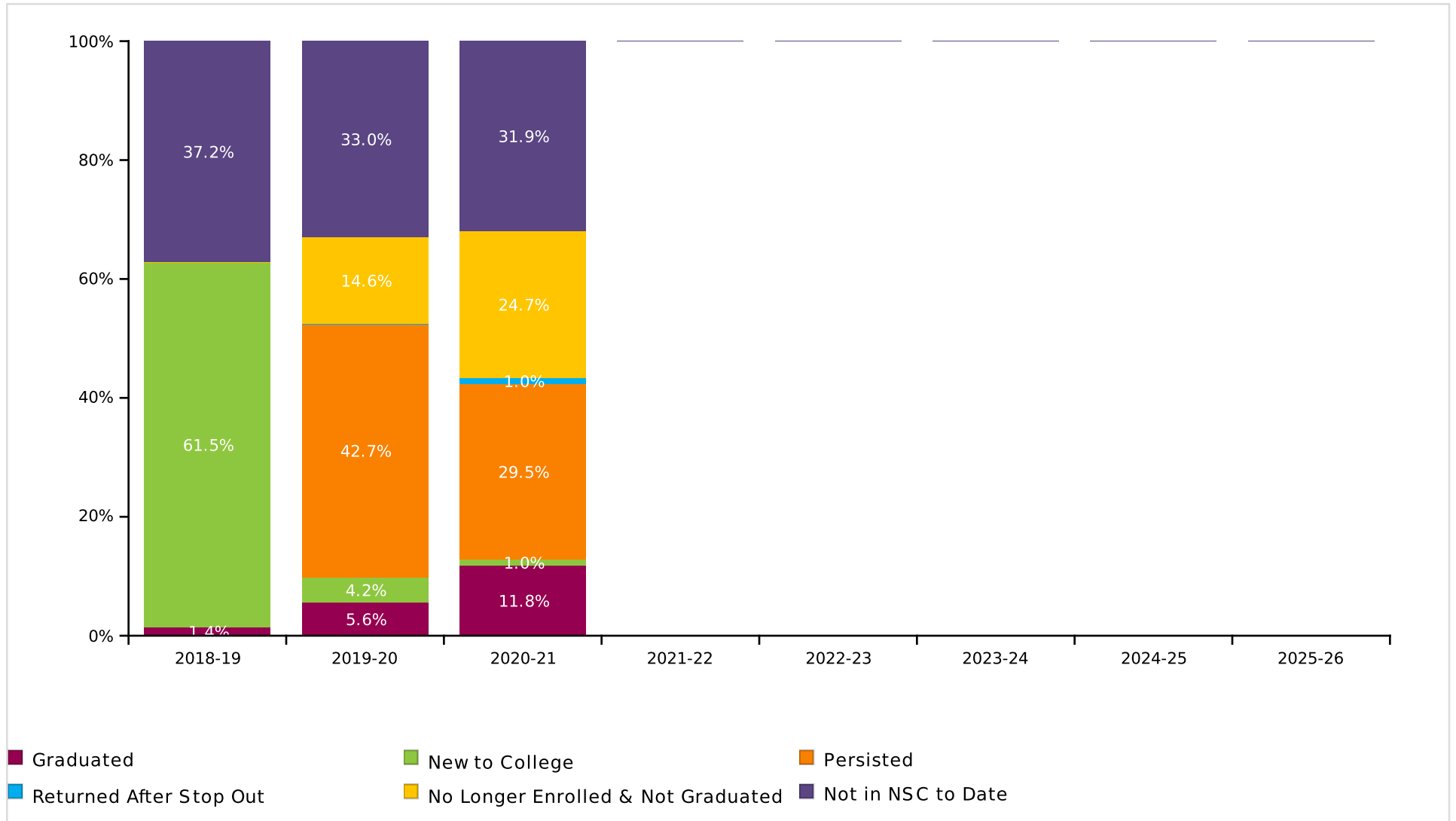
©2012 National Student Clearinghouse. All rights reserved.

Count of Class 2017 Postsecondary Enrollment and Progress

Total in the Class: 328

Academic Years	2017-18	2018-19	2019-20	2020-21	2021-22	2022-23	2023-24	2024-25
New to College	198	10	1	4	0	0	0	0
Persisted	0	143	94	40	0	0	0	0
Returned After Stop Out	0	0	3	9	0	0	0	0
No Longer Enrolled & Not Graduated	0	42	77	89	0	0	0	0
Not in NSC to Date	128	118	117	113	0	0	0	0

Class of 2018 Postsecondary Enrollment and Progress



Hialeah-Miami Lakes Senior High

Report Run Date: 09/09/2021 01:03 PM

Page 39 of 47

**NATIONAL STUDENT
CLEARINGHOUSE**

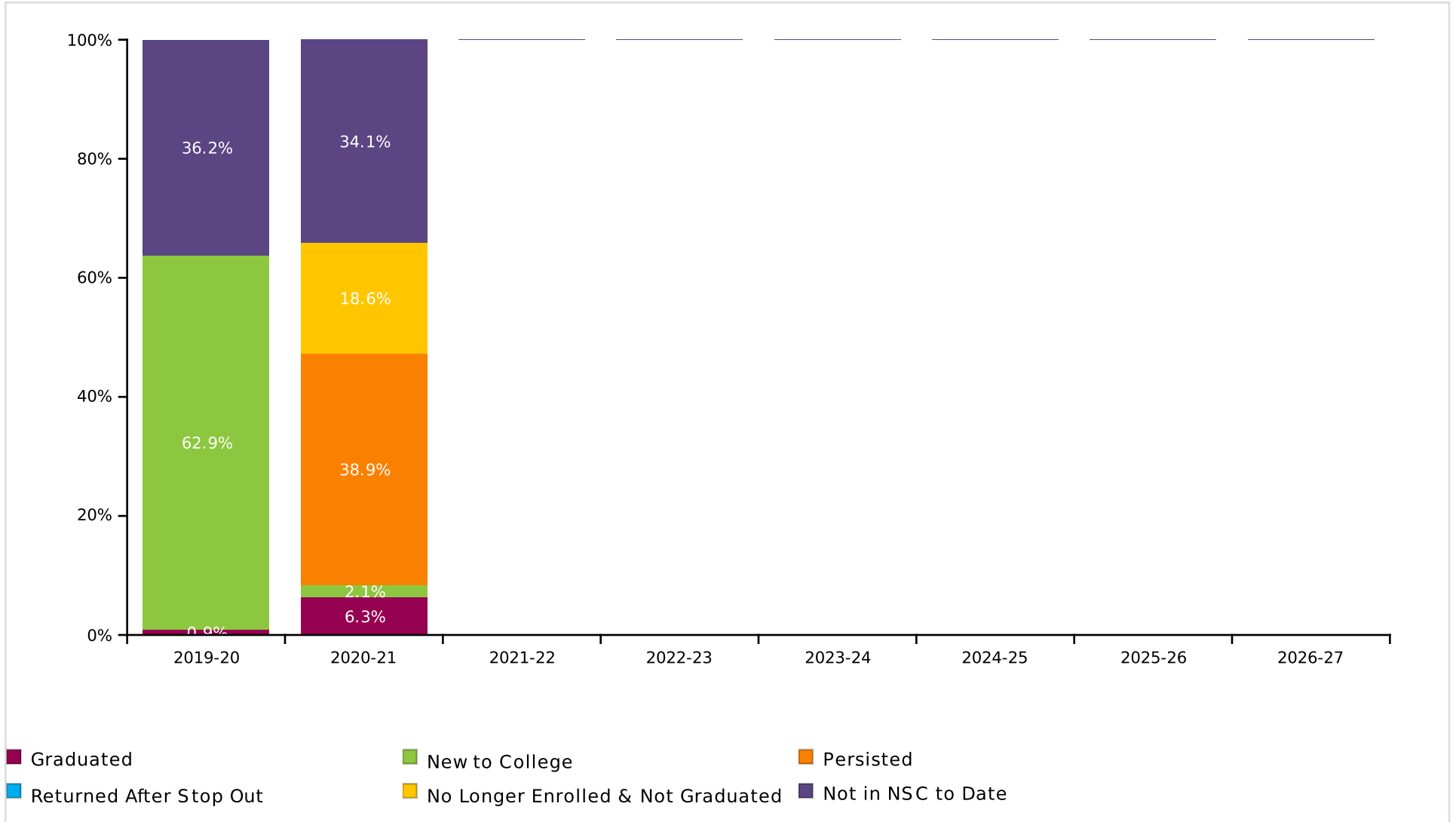
©2012 National Student Clearinghouse. All rights reserved.

Count of Class 2018 Postsecondary Enrollment and Progress

Total in the Class: 288

Academic Years	2018-19	2019-20	2020-21	2021-22	2022-23	2023-24	2024-25	2025-26
New to College	177	12	3	0	0	0	0	0
Persisted	0	123	85	0	0	0	0	0
Returned After Stop Out	0	0	3	0	0	0	0	0
No Longer Enrolled & Not Graduated	0	42	71	0	0	0	0	0
Not in NSC to Date	107	95	92	0	0	0	0	0

Class of 2019 Postsecondary Enrollment and Progress



Hialeah-Miami Lakes Senior High

Report Run Date: 09/09/2021 01:03 PM

Page 41 of 47

**NATIONAL STUDENT
CLEARINGHOUSE**

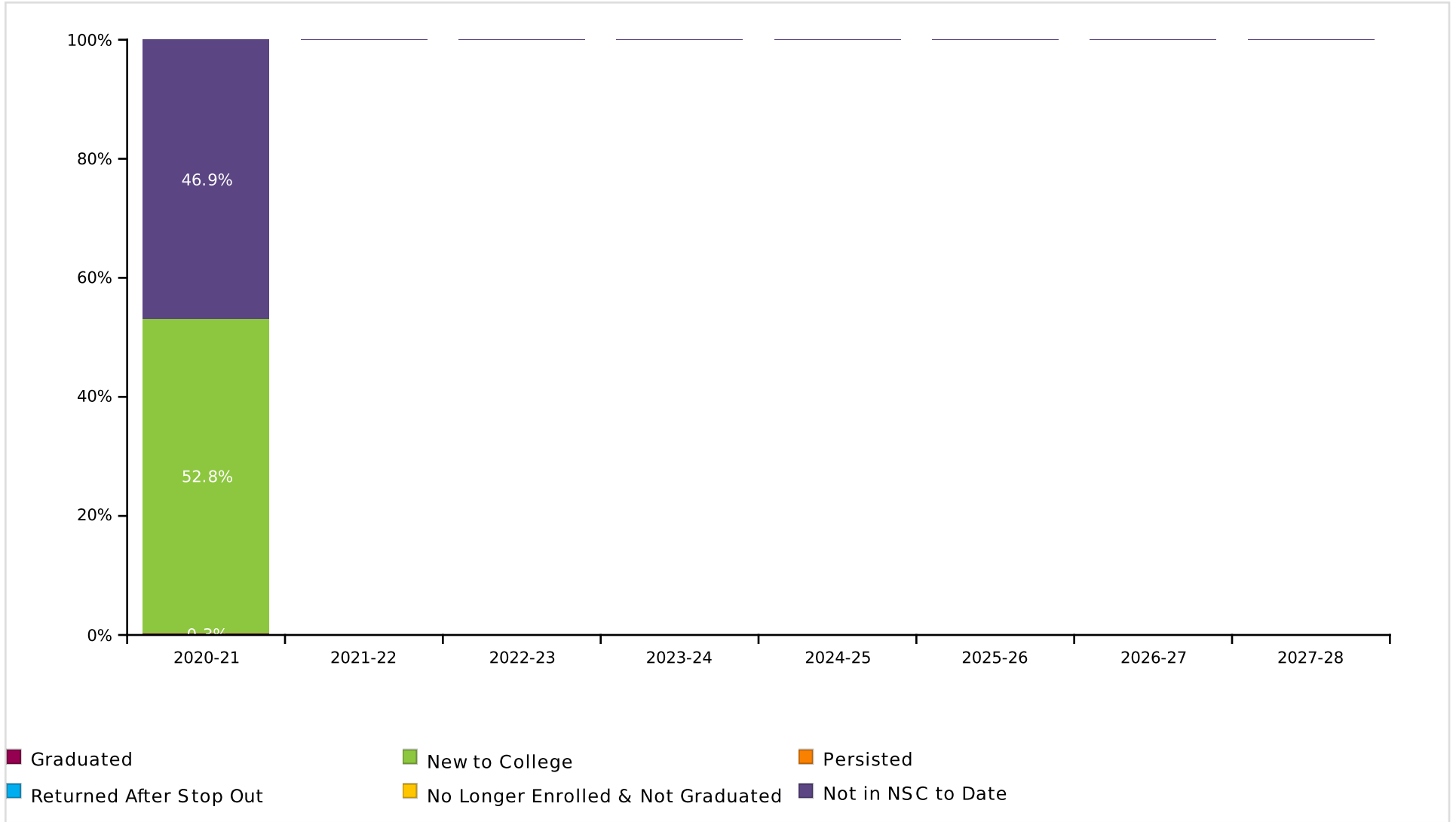
©2012 National Student Clearinghouse. All rights reserved.

Count of Class 2019 Postsecondary Enrollment and Progress

Total in the Class: 334

Academic Years	2019-20	2020-21	2021-22	2022-23	2023-24	2024-25	2025-26	2026-27
New to College	210	7	0	0	0	0	0	0
Persisted	0	130	0	0	0	0	0	0
Returned After Stop Out	0	0	0	0	0	0	0	0
No Longer Enrolled & Not Graduated	0	62	0	0	0	0	0	0
Not in NSC to Date	121	114	0	0	0	0	0	0

Class of 2020 Postsecondary Enrollment and Progress



Hialeah-Miami Lakes Senior High

Report Run Date: 09/09/2021 01:03 PM

Page 43 of 47

**NATIONAL STUDENT
CLEARINGHOUSE**

©2012 National Student Clearinghouse. All rights reserved.

Count of Class 2020 Postsecondary Enrollment and Progress

Total in the Class: 303

Academic Years	2020-21	2021-22	2022-23	2023-24	2024-25	2025-26	2026-27	2027-28
New to College	160	0	0	0	0	0	0	0
Persisted	0	0	0	0	0	0	0	0
Returned After Stop Out	0	0	0	0	0	0	0	0
No Longer Enrolled & Not Graduated	0	0	0	0	0	0	0	0
Not in NSC to Date	142	0	0	0	0	0	0	0

**Most Common Institutions of Enrollment in the Fall Immediately following High School Graduation
for All Classes by Number of Students**

Name	Rank	State	Level	Type	Total
MIAMI DADE COLLEGE	1	FL	4-year	Public	869
FLORIDA INTERNATIONAL UNIVERSITY	2	FL	4-year	Public	178
BROWARD COLLEGE	3	FL	4-year	Public	51
UNIVERSITY OF CENTRAL FLORIDA	4	FL	4-year	Public	38
UNIVERSITY OF FLORIDA	5	FL	4-year	Public	21
SANTA FE COLLEGE	6	FL	4-year	Public	16
BARRY UNIVERSITY	7	FL	4-year	Private	10
BETHUNE-COOKMAN UNIVERSITY	8	FL	4-year	Private	10
FLORIDA MEMORIAL UNIVERSITY	9	FL	4-year	Private	10
FLORIDA STATE UNIVERSITY	10	FL	4-year	Public	10
FLORIDA A&M UNIVERSITY	11	FL	4-year	Public	8
ST THOMAS UNIVERSITY	12	FL	4-year	Private	8
UNIVERSITY OF SOUTH FLORIDA	13	FL	4-year	Public	8
EDWARD WATERS COLLEGE	14	FL	4-year	Private	5
FLORIDA CAREER COLLEGE- HIALEAH	15	FL	2-year	Private	5
NOVA SOUTHEASTERN UNIVERSITY	16	FL	4-year	Private	5
TALLAHASSEE COMMUNITY COLLEGE	17	FL	2-year	Public	5
VALENCIA COLLEGE	18	FL	4-year	Public	5
FLORIDA ATLANTIC UNIVERSITY	19	FL	4-year	Public	4
HILLSBOROUGH COMMUNITY COLLEGE	20	FL	2-year	Public	4
SOUTHEASTERN UNIVERSITY	21	FL	4-year	Private	4
ASA COLLEGE	22	NY	2-year	Private	3
FLORIDA GULF COAST UNIVERSITY	23	FL	4-year	Public	3
LE CORDON BLEU COLLEGE OF CULINARY ARTS - MIAMI	24	FL	4-year	Private	2
LYNN UNIVERSITY	25	FL	4-year	Private	2

Hialeah-Miami Lakes Senior High

Report Run Date: 09/09/2021 01:03 PM

Page 45 of 47

**NATIONAL STUDENT
CLEARINGHOUSE**

©2012 National Student Clearinghouse. All rights reserved.

Appendix

Graphs (in order of appearance)	Description
Percent of Students Enrolled in College the Fall Immediately Following Graduation From High School (pp. 2-5)	Percentage of high school students who enrolled in a two- or four- year postsecondary institution in the fall semester immediately following graduation. The fall semester immediately following graduation is defined as any college enrollment between August 15 and October 31. The student must have an active enrollment between these dates. Shown only for classes which have completed a fall semester.
Percent of Students Enrolled in College at Any Time During the First Year After High School (pp. 7-10)	Percentage of high school students who enrolled in a two- or four-year postsecondary institution in the academic year immediately following graduation. The first year after high school includes any college enrollment where a student had active enrollment between August 15 of the graduation calendar year and August 14 of the following calendar year.*
Percent of Students Enrolled in College at Any Time During the First Two Years After High School (pp. 12-15)	Percentage of high school students who enrolled in a two- or four-year postsecondary institution in the academic year immediately following graduation. The two years after high school includes any college where the student had active enrollment between August 15 of the graduation calendar year and August 14 of the following two calendar years.*
Percent of Students Enrolled in College the First year After High School Who Returned for a Second Year (pp. 17-20)	Percentage of students who remained enrolled (persisted) in postsecondary education from the first year to the second year. Note: The graphs show the percentage of students who remained enrolled at any postsecondary institution, not retention at the same institution. Shown only for classes which have completed the first two years after high school.
Percent of High School Class with a College Degree Within Six Years (pp. 22-25)	The six-year degree completion rate at two- and four- year institutions. Shown only for classes where six academic years have passed since high school graduation. When a student has a degree with an award date that is more than 6 years after high school year, it will not be counted in this report; it will be reported in the student-level Detail Report. Only associate's, bachelor's, and advanced degrees are counted in these rates. Certificates are not included in these counts but will be included in the student-level Detail Report.
Time to College Graduation Within Six Years (p. 27)	This graph shows the time to first degree broken down by the number of academic years since the students graduated from high school.
Class of XXXX Postsecondary Enrollment and Progress (each class year is on its own page)	<p>Progress of a single class of students (cohort) through postsecondary education up to eight years after high school graduation. Each segment of the bar chart corresponds to one of the following definitions:</p> <p>GRADUATED: Student has completed an associate's, bachelor's or higher degree (certificates are not included). Once a student is counted as a graduate, s/he is not counted again elsewhere in the report. A Graduated Record is reported before all other possible categories (e.g. New to College, Persisted, etc.)</p> <p>NEW TO COLLEGE: First year that the student was found in the Clearinghouse database.</p> <p>PERSISTED: Student was enrolled during the previous year and continues to be enrolled in the current year. The graphs show the student's continued enrollment at any postsecondary institution, not retention at the same institution.</p> <p>RETURNED AFTER STOP OUT: Student was enrolled, did not appear in postsecondary education the following year, and reappeared in a year thereafter.</p> <p>NO LONGER ENROLLED & NOT GRADUATED: Student was enrolled in postsecondary education, is not currently enrolled and there is no record of completion.</p> <p>NOT IN NSC TO DATE: Student was not found in the Clearinghouse database.**</p>
Most Common Institutions of Enrollment in the Fall Immediately Following Graduation from High School for All Classes - by Number of Students	A comprehensive list of the top 25 most frequently attended postsecondary institutions your students attended in the first fall following high school graduation.

Term	Definition
Effective Date	Set by Clearinghouse's Research Center three times per year- Fall, Spring and Summer. The date will be noted in the Report File Name and within the StudentTracker application. The date is established to ensure that your StudentTracker reports provide the most comprehensive enrollment and degree data provided by the colleges and universities for a given period, and that all secondary education institutions are matched against the same set of post-secondary data. Reports generated in between effective dates will be processed against the most recent effective date; no new data will be reported.
High School Class (labeled by graduation year)	Includes all students who graduated high school between September 1 of the previous year and August 31 of the graduation year. Also referred to as a cohort.
Academic Year	Defined as any collegiate enrollment that occurs between August 15 of one year and August 14 of the following year.
Institutional Level	Indicates the level of degree predominantly offered by the institution (i.e. two-year or four-year).
Institutional Type	Indicates whether the institution is controlled publically or by a private entity.
Institutional Location	Indicates if an institution is in-state or out-of-state based on the comparison between the states where the institution and the high school are located.
Demographic Packet	A packet of reports for many of the same outcomes described above but stratified by the Demographic data elements you provided in your Diploma or Request file, if any. The Demographic data elements are: Gender, Ethnicity, Economic Disadvantage indicator, Disability indicator, English Language Learner.
Academic Packet	A packet of reports for many of the same outcomes described above but stratified by the Academic data elements you provided in your Diploma or Request file, if any. The Academic data elements are: Math Assessment 8th grade and high school, English Assessment 8th grade and high school, Dual Enrollment indicator and Number of Semesters of Math completed.

*Revised in Spring 2016 to display the recent high school class even though the full time period has not elapsed

**Institutions that participate in the Clearinghouse represent more than 98% of the nation's two- and four- year postsecondary enrollment. Students who are enrolled in postsecondary institutions that do not participate in the Clearinghouse are not in the Clearinghouse database.