

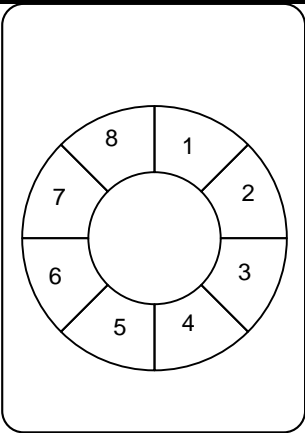
## School E-Rate Percentage LEGEND

<b>LEGEND</b>	90% SCHOOLS
	80% SCHOOLS
	60% SCHOOLS
	50% SCHOOLS
	40% SCHOOLS
	NEW SCHOOLS REQUESTED AT 76%

### BACKGROUND AREA:

K-8 CENTERS
PRIMARY LEARNING CENTERS (PLC)
ALTERNATIVE SCHOOLS

## Tracking LEGEND

	1- E-RATE PARTICIPATION (2/5 YEAR RULE)
<b>SCHOOL NAME</b>	2- SCHOOL WAN BANDWIDTH CAPACITY
	3- WAN BANDWIDTH UTILIZATION
	4- POWER MANAGEMENT
	5- BACKBONE - 10 GIG
	6- ITS WIRELESS INSTALLED
	7- PBX UPGRADE / REPLACEMENT
	8- VOICE MAIL INSTALLED

**1- E-RATE PARTICIPATION (2/5 YEAR RULE)**

**RED:** TWO YEARS  
**YELLOW:** ONE YEAR  
**GREEN:** NOT USED

**2- SCHOOL WAN BANDWIDTH CAPACITY**

**PURPLE:** 100 MB  
**BROWN:** 10 MB  
**BLUE:** 1 GB  
**GREY:** FRAME RELAY ONLY

**3- WAN BANDWIDTH UTILIZATION (%)**

**RED:** 100% - 80%  
**YELLOW:** 79% - 60%  
**GREEN:** 59% - 0%

**4- POWER MANAGEMENT (%)**

**RED:** 0% - 29%  
**YELLOW:** 30% - 59%  
**GREEN:** 60% - 100%

**5- BACKBONE - 10 GIG**

**RED:** NOT INSTALLED  
**YELLOW:** SCHEDULED  
**GREEN:** COMPLETED  
**BLUE:** NOT REQUIRED

**6- ITS WIRELESS INSTALLED**

**RED:** NOT STARTED  
**YELLOW:** SCHEDULED  
**GREEN:** COMPLETED  
**BLUE:** NOT APPLICABLE

**7- PBX UPGRADE / REPLACEMENT**

**RED:** NOT UPGRADED - WITHIN LAST 3 YEARS  
**YELLOW:** UPGRADE PLAN IN PROGRESS THIS YEAR  
**GREEN:** UPGRADE COMPLETED - WITHIN LAST 3 YEARS  
**GREY:** SYSTEM NOT PROVIDED BY M-DCPS

**8- VOICE MAIL INSTALLED**

**RED:** NO VOICEMAIL INSTALLED  
**YELLOW:** INSTALLATION IN PROGRESS THIS YEAR  
**GREEN:** INSTALLATION COMPLETED  
**GREY:** SYSTEM NOT PROVIDED BY M-DCPS

## **LEGEND DETAILED DESCRIPTION**

**Category 1** – E-RATE PARTICIPATION (2/5 YEAR RULE) – The E-Rate program guidelines starting with Funding Year 8 (2005-2006), stipulate that Priority Two funds (generally referring to the purchase of Field Equipment) for any given school can only be requested twice in five years. As an example, M-DCPS accepted funds in Year 8 (2005-2006) for the purchase of equipment in 90% schools. This uses up one year for those schools involved. In Funding Year 10 (2007-2008) M-DCPS requested funds to purchase equipment for ALL schools in the district. Therefore, the 90% schools would be shown as RED, indicating that the two year allotment has been used and no further requests can be made for those schools until Funding Year 13 (2010-2011). In other cases, all 80% schools and below will be shown as YELLOW, indicating that one of the two allotted years is being used.

**Category 2** - SCHOOL WAN BANDWIDTH CAPACITY – This represents the total bandwidth (Mbs) capacity provided to the site for Wide Area Network access. Every site has at least 1 T-1 Frame-relay circuit (1.5Mbs) with PVCs (Permanent Virtual Circuits) connected to three routers at ITS for redundancy. Most sites also have a Metro Ethernet connection over fiber of either 100Mbs or 10Mbs connected to a different router at ITS. The reason for two connections on different technologies is for redundancy (no single point of failure for WAN links). If a site has Frame-relay circuit(s) only, this section is Grey, sites with Frame-relay and 10Mbs MetroEthernet are Brown; sites with Frame-relay and 100Mbs MetroEthernet are Purple; and sites with Frame-relay and 1000Mbs MetroEthernet are Blue.

School WAN Bandwidth Capacity = "10 Mbs NMLI", "Brown",  
School WAN Bandwidth Capacity = "100 Mbs NMLI", "Purple" ,  
School WAN Bandwidth Capacity ="Frame-Relay Only", "Grey",  
School WAN Bandwidth Capacity ="1000 Mbs NMLI", "Blue"

**Category 3** - WAN BANDWIDTH UTILIZATION PERCENTAGE – This represents the usage of available bandwidth during normal business hours (8:00am – 3:00pm; Monday-Friday) for the last 30 days. This usage is for general Internet traffic, email, and all other district applications. If the bandwidth utilization is below 60%, this section is Green; over 60% and less than 80%, this section is Yellow; and over 80%, this section is Red.

WAN Bandwidth Utilization Percentage >0 and WAN Bandwidth Utilization Percentage <= .5999999, "Green",  
WAN Bandwidth Utilization Percentage >= .60 and WAN Bandwidth Utilization Percentage <= .79, "Yellow",  
WAN Bandwidth Utilization Percentage >= .80, "Red"

**Category 4** – PC COMPLIANCE TO DISTRICT STANDARDS – The compliance indicated in segment 4 of the Donut Chart is a measure of whether the desktop computers and servers at the school are compliant with district standards for patch management and virus protection. To comply with the patch management requirement the computers must be running BigFix. To comply with the virus protection requirement the computers must be running Sophos Antivirus. Schools must have 90% or more compliant computers to be green, 50-89% to be yellow or 49% or less to be red. If a Tipping Point device is installed, the school is considered compliant.

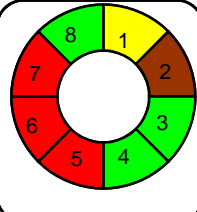
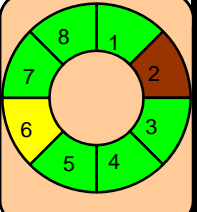
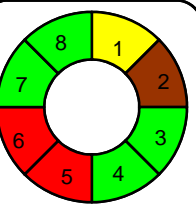
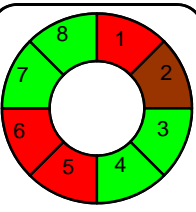
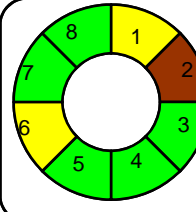
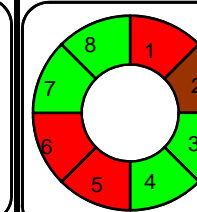
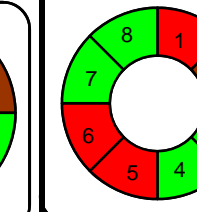
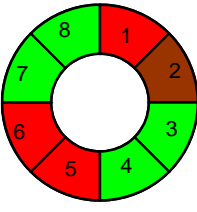
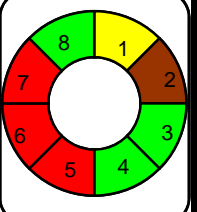
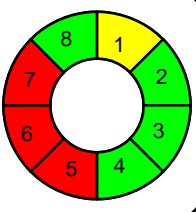
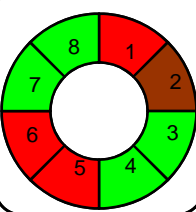
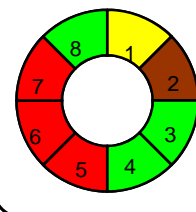
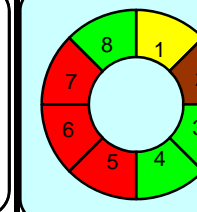
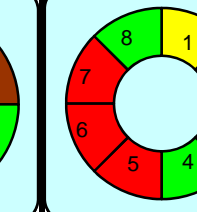
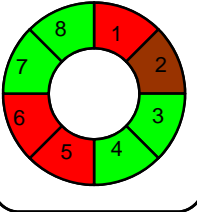
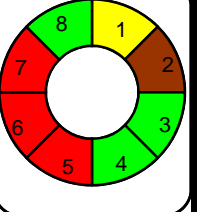
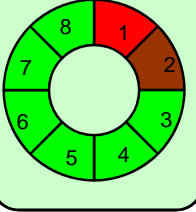
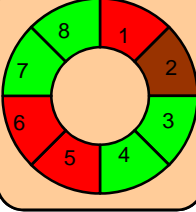
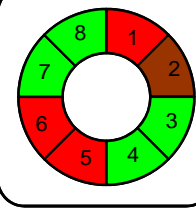
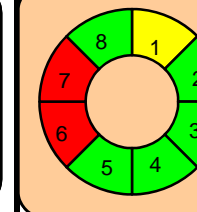
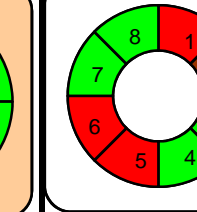
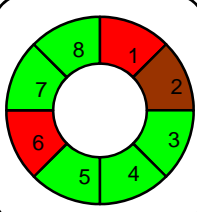
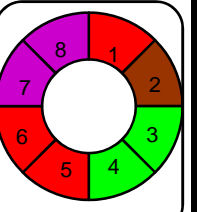
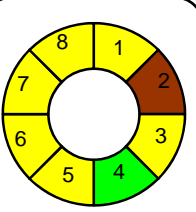
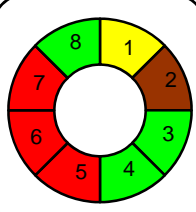
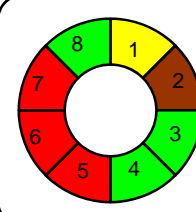
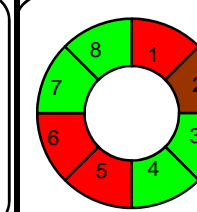
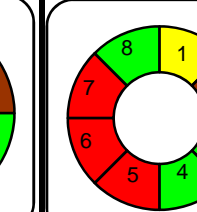
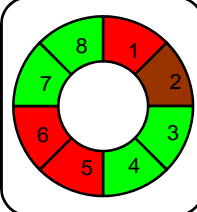

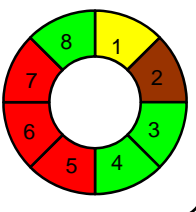
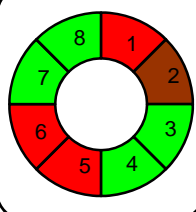
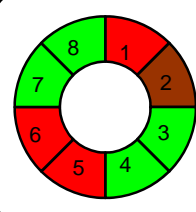
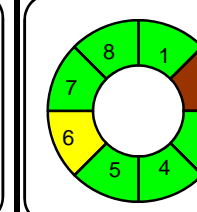
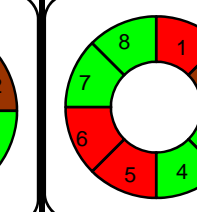
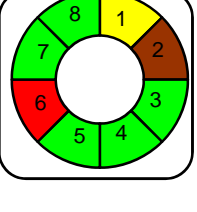
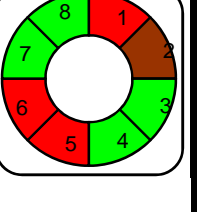
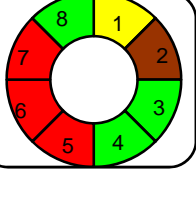
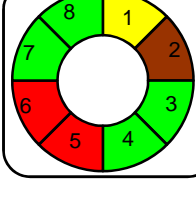
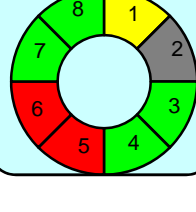
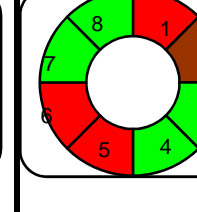
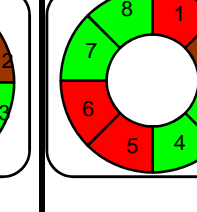
**Category 5** – SCHOOL FIREWALL – Tipping Point provides stateful access control rules based on source and destination IP and port and protocol as tradition firewall would. Tipping Point can also provide application control for Peer-to-Peer, spyware, instant messaging, and other unwanted applications. Tipping Point goes beyond what any traditional firewall can provide, giving protection against vulnerabilities in applications and operating systems. A Tipping Point firewall has been purchased for every school. Every school is scheduled to have a Tipping Point firewall installed August 2007.

**Category 6** – ITS WIRELESS INSTALLED – Technology is rapidly moving away from the traditional wired infrastructure. The portability of wireless ensures agile content delivery to meet the needs of our dynamic student population. Laptops are now becoming the norm for staff and high school students in addition to PDA devices. We are currently standardizing on providing localized wireless connectivity within the main office, cafeteria, auditorium, media center and PE area. For those schools that have benefited from new construction, QZAB or E-Rate grants, category 6 will be green if all the locations described above have wireless connectivity. Yellow signifies that funds have been identified and there is a plan in place to provide wireless connectivity to all the locations described above. Unfunded locations will be designated by red. Some locations do not warrant wireless due to their size or function. For those, category 6 will be blue.

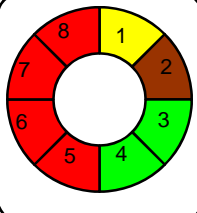
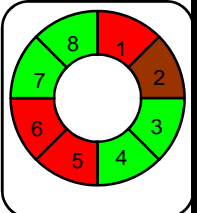
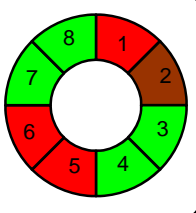

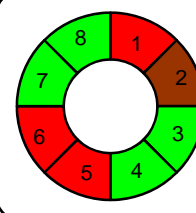
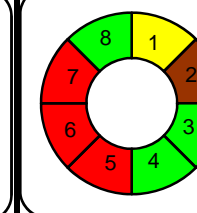
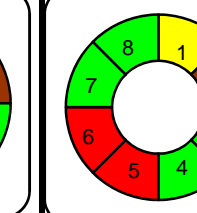
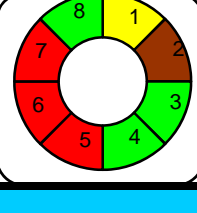
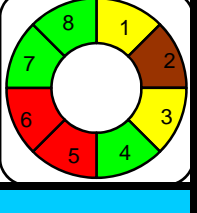
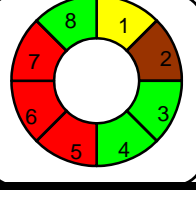
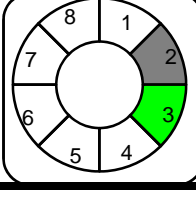
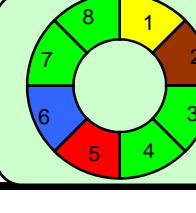
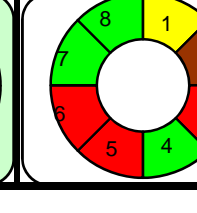
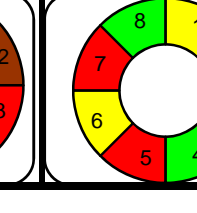
**Category 7** – PBX UPGRADE / REPLACEMENT - ITS identified a plan to replace equipment installed almost a decade ago leveraging Federal funding dollars provided by the Schools and Libraries Division (SLD) E-Rate. The plan, if fully approved would provide state of the art telecommunications services and equipment such as Voice over Internet Protocol (VoIP), Voice Mail with automated attendant and a host of new features that have matured over the last five to seven years. In addition, the newer equipment will provide improved remote monitoring and diagnostics that will reduce operating expenditures and increase reliability.

**Category 8** – VOICEMAIL INSTALLED – As part of Category 7 (PBX Upgrade) ITS requested a voicemail module for every telephone system requested.

# REGION 5

0041 -Air Base El.	0073 -Mandarin Lakes El.	0161 -Avocado El.	0261 -Bel-Aire El.	0311 -Goulds Elementary	0651 -Campbell Drive El.	0661 -Caribbean El.
						
0771 -Chapman, W. A. El.	1041 -Coral Reef El.	1241 -Cutler Ridge El.	2001 -Florida City El.	2151 -Gordon, Jack D. El.	Gordon, Jack D. Manatee PLC	Gordon, Jack D. Panther PLC
						
2321 -Gulfstream El.	2541 -Howard Drive El.	2861 -JRE Lee Opp Center	2901 -Leisure City El.	2941 -Saunders, Laura C. El.	3101 -Martin, F.C. El.	3261 -Miami Heights El.
						
3541 -Moton, R. R El.	3621 -Coconut Palm K-8	4031 -Gateway Environmental k-8 Learning Center	4221 -Palmetto El.	4381 -Perrine El.	4391 -Pescoe, Irving & Beatrice El.	4421 -Pinecrest El.
						
4441 -Pine Lake El.	4461 -Pine Villa El.	4581 -Redland El.	4611 -Redondo El.	4651 -Ethel F. Beckford El./Richmond Ele.	5003 -South Dade Middle	5281 -South Miami Heights El.
						
5671 -Vineland El.	5791 -West Homestead El.	5951 -Whispering Pines El.	5981 -Whigham, Dr. Edward L. El.	Dr. Edward Whigham PLC	6061 -Campbell Drive Mdl.	6081 -Centennial Mdl.
						

# REGION 5

<b>6111 -Cutler Ridge Mdl.</b>	<b>6251 -Homestead Mdl.</b>	<b>6431 -Mays Mdl.</b>	<b>6701 -Palmetto Mdl.</b>	<b>6761 -Redland Mdl.</b>	<b>6781 -Richmond Heights Mdl.</b>	<b>6861 -Southwood Mdl.</b>	
							
<b>7101 -Coral Reef Sr.</b>	<b>7151 -Homestead Sr.</b>	<b>7431 -Miami Palmetto Sr.</b>	<b>7551 - Schl. For Adv. Studies Homestead</b>	<b>7631 -Miami Douglas MacArthur - South</b>	<b>7701 -South Dade Sr.</b>	<b>7731 -Miami Southridge Sr.</b>	
							
<b>8131 -D. M. Wallace C.O.P.E. Ctr.</b>	<b>8201 -Corporate Academy South</b>						
